



US00D424539S

# United States Patent [19] Shiroki

[11] Patent Number: **Des. 424,539**

[45] Date of Patent: **\*\* \*May 9, 2000**

[54] RING FOR PROBE CARD

[75] Inventor: **Hiroyuki Shiroki**, Nishinomiya, Japan

[73] Assignee: **Nihon Denshizairyo Kabushiki Kaisha**, Amagasaki, Japan

[\*] Notice: This patent is subject to a terminal disclaimer.

[\*\*] Term: **14 Years**

[21] Appl. No.: **29/094,909**

[22] Filed: **Oct. 13, 1998**

[30] **Foreign Application Priority Data**

Apr. 13, 1998 [JP] Japan ..... 10-10743

[51] LOC (7) Cl. .... **14-02**

[52] U.S. Cl. .... **D14/114**

[58] Field of Search ..... D14/114, 117;  
D19/9-10; 40/124.01; 283/75-77, 48.1,  
83, 107, 901; 235/382.5, 375, 487-94,  
441-3; 361/736-7, 752; D13/182; 174/52.1

[56] **References Cited**

**U.S. PATENT DOCUMENTS**

D. 305,887 2/1990 Nishimura ..... D14/117  
D. 328,599 8/1992 Gloton ..... D14/117

D. 331,922 12/1992 Gloton ..... D14/117  
D. 335,663 5/1993 Gloton ..... D14/117  
D. 344,502 2/1994 Gloton ..... D14/117  
D. 353,136 12/1994 Gloton ..... D14/117  
D. 365,092 12/1995 Mundigl et al. .... D14/117  
D. 374,870 10/1996 Gaumet ..... D14/117  
D. 388,066 12/1997 Ishihara ..... D14/114  
D. 393,458 4/1998 Merlin et al. .... D14/117  
D. 405,078 2/1999 Ross ..... D14/117

*Primary Examiner*—M. H. Tung  
*Attorney, Agent, or Firm*—Armstrong, Westerman, Hattori, McLeland & Naughton

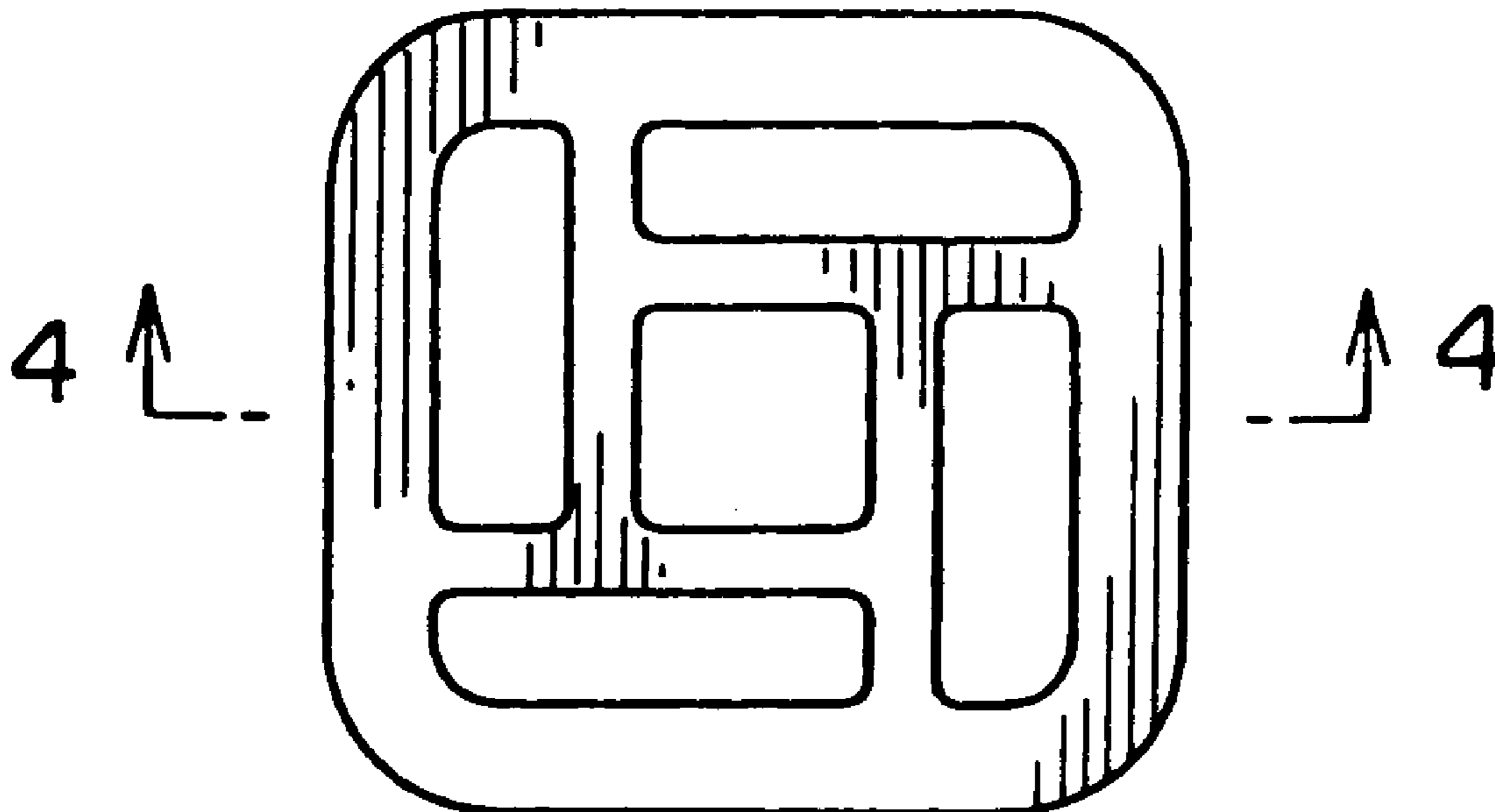
[57] **CLAIM**

The ornamental design for a ring for a probe card, as shown and described.

**DESCRIPTION**

FIG. 1 is a top plan view of the ring for probe card showing our new design, the bottom view being a mirror image thereof;  
FIG. 2 is a left side elevational view, the right side elevational view being a mirror image thereof;  
FIG. 3 is a front elevational view, the rear elevational view being a mirror image thereof; and,  
FIG. 4 is a cross-sectional view, taken on line A—A of FIG. 1.

**1 Claim, 1 Drawing Sheet**



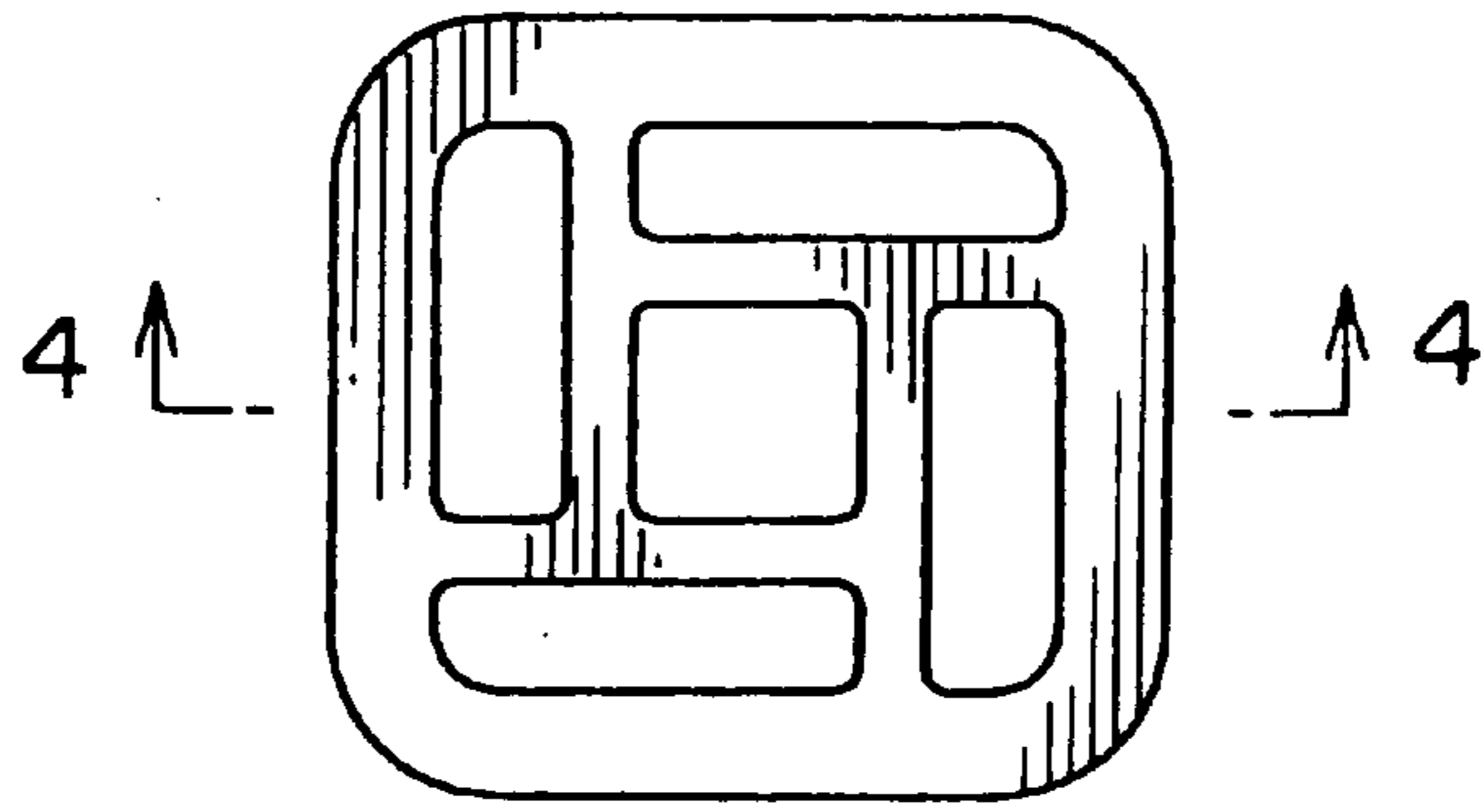


FIG. 1



FIG. 2



FIG. 3




FIG. 4