



US00D424530S

United States Patent [19]

Kurtz et al.

[11] Patent Number: Des. 424,530

[45] Date of Patent: ** May 9, 2000

[54] MULTIMEDIA UNIT

D. 392,628 3/1998 Hayashi D14/113

[75] Inventors: Eric Kurtz, Rock Island, Ill.; Nicholas Price, Louis Center, Ohio; Ogden R. Olson, Muscatine, Iowa; Rudolph J. Pavlik, Laguna Hills, Calif.; David G. Blackburn, Long Beach, Calif.; David R. Millar, Orange, Calif.; Earl F. Robinson, Lake Forest, Calif.

Primary Examiner—Freda Nunn
Attorney, Agent, or Firm—Jones, Day, Reavis & Pogue

[57] CLAIM

We claim the ornamental design for a multimedia unit, as shown and described.

DESCRIPTION

[73] Assignee: HON Technology Inc., Muscatine, Iowa

FIG. 1 is a front, right perspective view of a multimedia unit showing our new design;

[**] Term: 14 Years

FIG. 2 is a top view thereof;

[21] Appl. No.: 29/089,029

FIG. 3 is a front view thereof;

[22] Filed: Jun. 5, 1998

FIG. 4 is a left side view, the opposite side view being a mirror image thereof;

[51] LOC (7) Cl. 14-02

FIG. 5 is a bottom view thereof;

[52] U.S. Cl. 14/100

FIG. 6 is a perspective view thereof showing the visual display in a tilted position;

[58] Field of Search D14/100, 101, D14/106, 113, 115, 126-129; D19/26, 59, 60; 345/104, 156, 168, 173, 901, 905; 364/708.1, 709.04, 709.12; 349/12; 434/307, 309, 317

FIG. 7 is another perspective view thereof;

FIG. 8 is a front right perspective view of another embodiment thereof the front left perspective view being a mirror image;

[56] References Cited

U.S. PATENT DOCUMENTS

- D. 356,547 3/1995 Silva et al. D14/100
- D. 360,193 7/1995 Franzen D14/100
- D. 362,235 9/1995 Franzen D14/100


FIG. 9 is a top view thereof; and,

FIG. 10 is a front view thereof.

The rear of the unit in both embodiments is substantially plain and unornamented.

The dotted line showing is for environmental purposes only and does not form a part of the design.

1 Claim, 4 Drawing Sheets



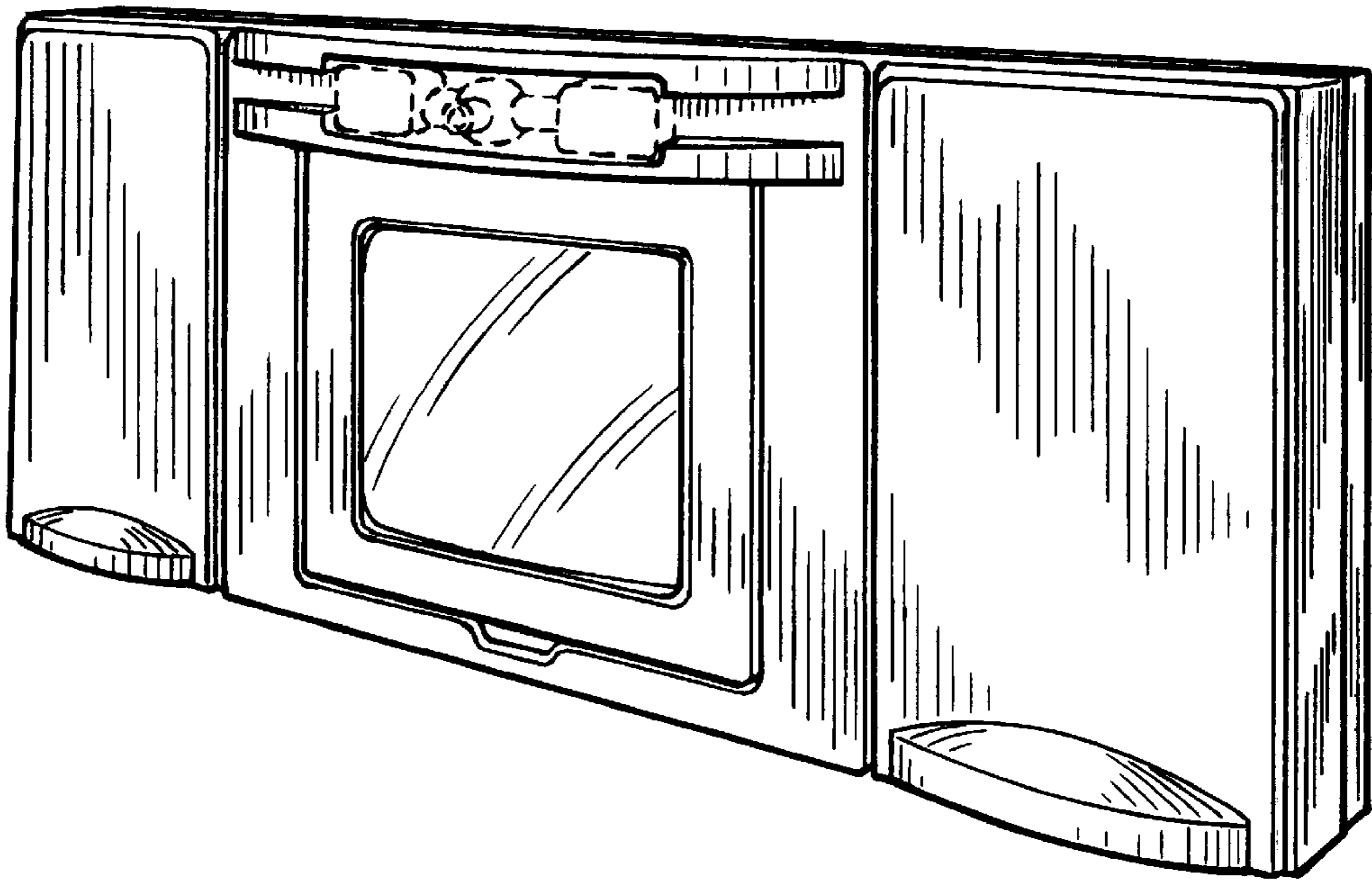


FIG. 1

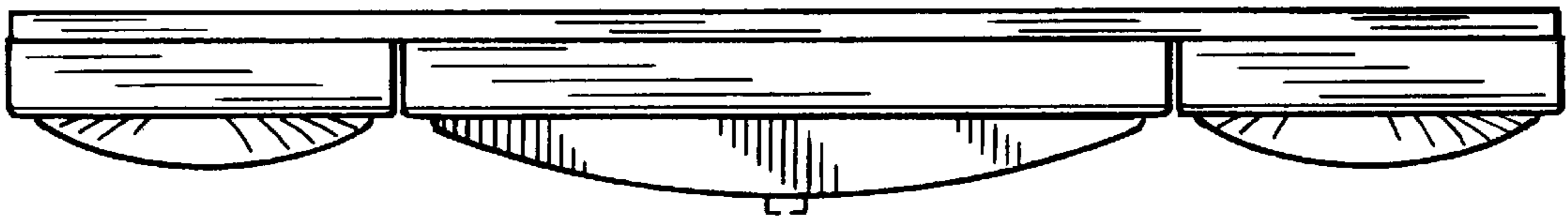


FIG. 2

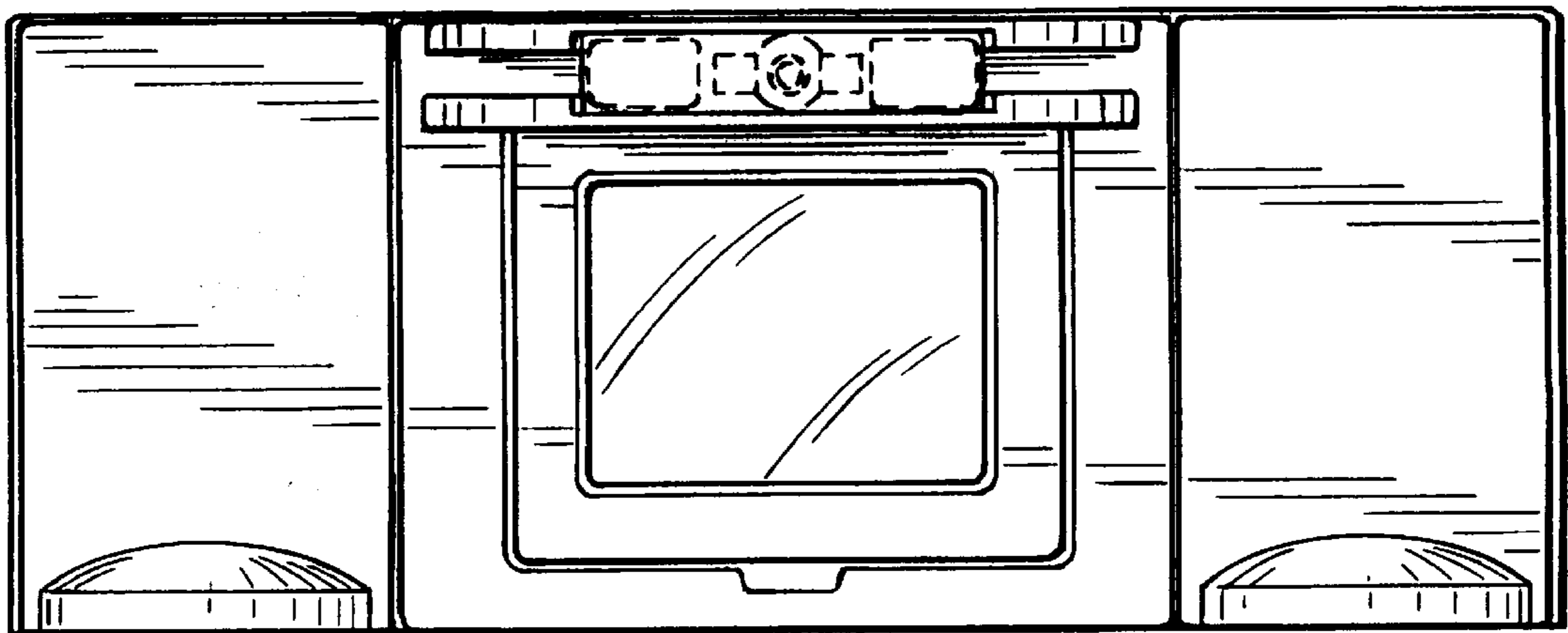


FIG. 3



FIG. 4

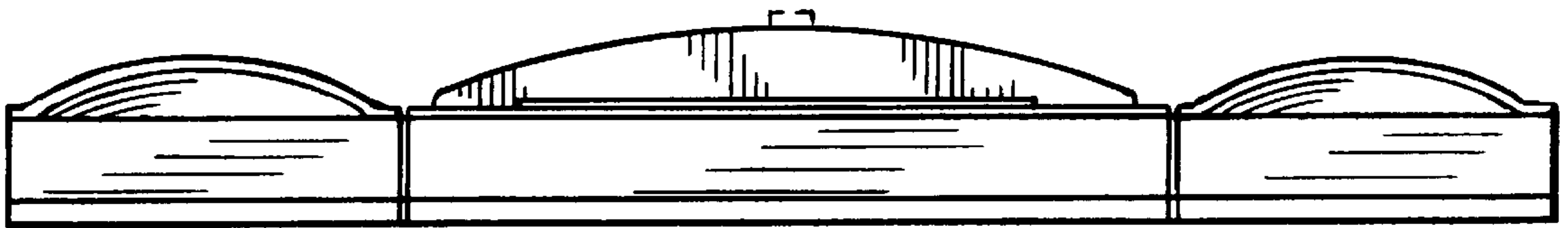


FIG. 5




FIG. 6




FIG. 7

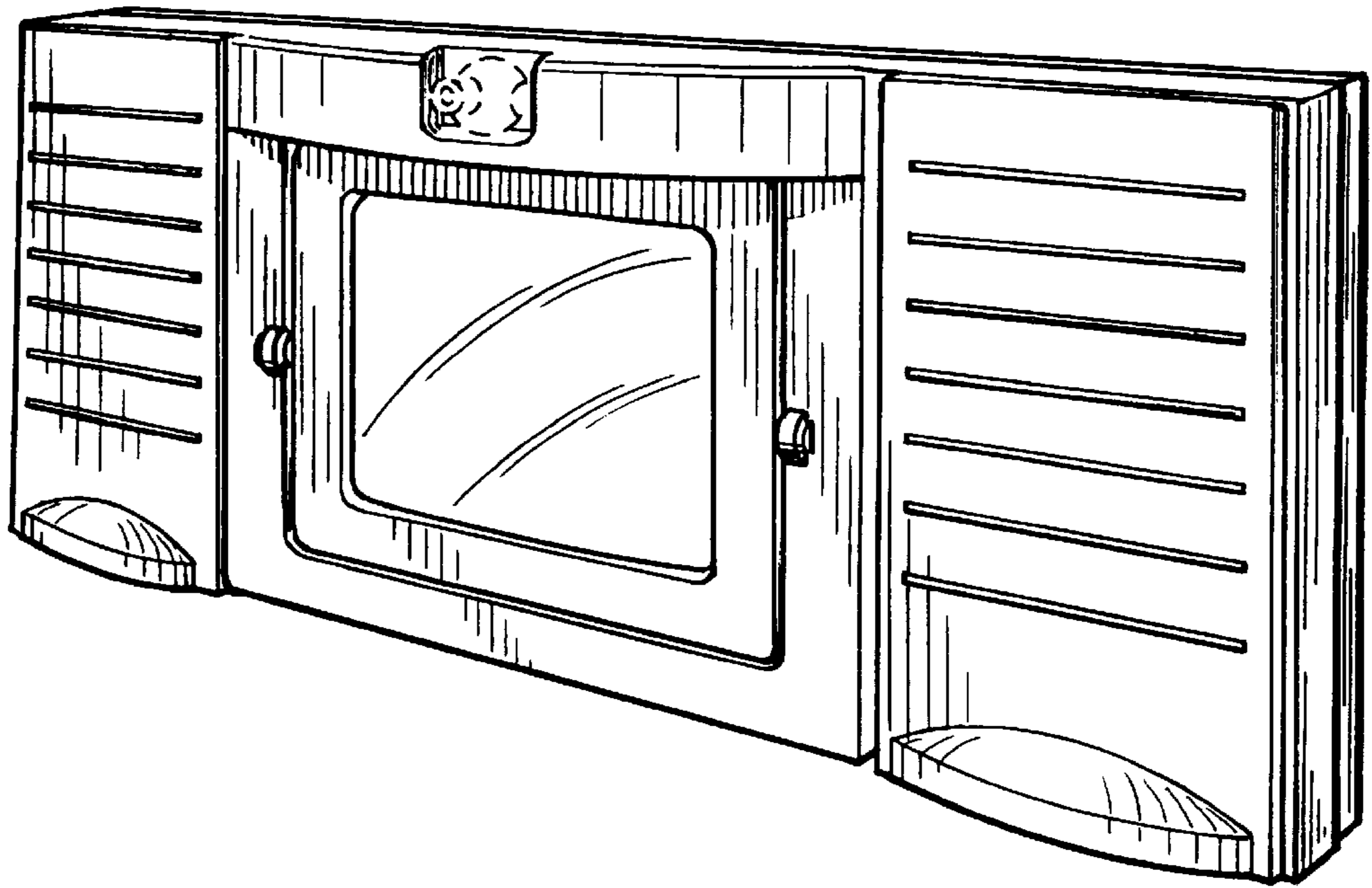


FIG. 8




FIG. 9

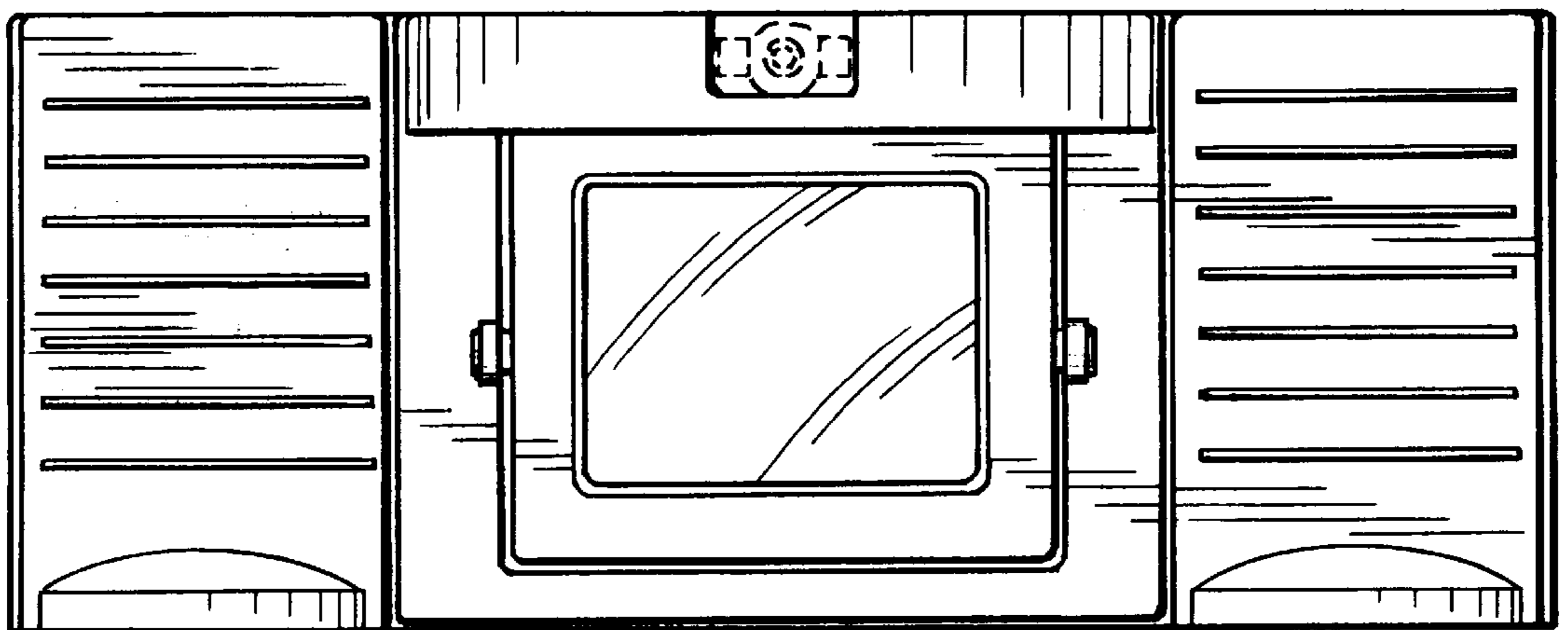


FIG. 10