



US00D424507S

# United States Patent [19]

Parsons et al.

[11] **Patent Number:** Des. 424,507  
[45] **Date of Patent:** \*\* May 9, 2000

[54] **PORTION OF A SADDLEBAG FILLER STRIP**

[75] Inventors: **Tom Parsons**, Dousman; **Steve Ausloos**, Cedarburg; **Michael Kecman**, West Allis; **Todd Manifold**, New Berlin, all of Wis.

[73] Assignee: **Harley-Davidson Motor Company**, Milwaukee, Wis.

[\*\*] Term: **14 Years**

[21] Appl. No.: **29/084,264**

[22] Filed: **Feb. 27, 1998**

[51] **LOC (7) Cl.** ..... **12-06**

[52] **U.S. Cl.** ..... **D12/223**

[58] **Field of Search** ..... D12/407-410,  
D12/181, 190, 196, 223, 414; 224/413,  
423, 430, 441, 447; 280/288.4, 293; 248/239.1,  
226.11, 503; D8/349, 354

## [56] **References Cited**

### **U.S. PATENT DOCUMENTS**

D. 247,775	4/1978	Watson-O'Hara	.....	D12/158
D. 370,002	5/1996	Miller	.....	D12/223
2,771,305	11/1956	Buegeleisen	.....	224/430
4,096,980	6/1978	Clow	.....	224/413

### **OTHER PUBLICATIONS**

Two Polaroid photographs of prior art saddlebag filler strips publicly known prior to Feb. 27, 1997.

*Primary Examiner*—Alan P. Douglas  
*Assistant Examiner*—Linda Brooks

*Attorney, Agent, or Firm*—Michael Best & Friedrich LLP

## [57] **CLAIM**

The ornamental design for a portion of a saddlebag filler strip, as shown and described.

## **DESCRIPTION**

FIG. 1 is a rear perspective view of a saddlebag filler strip embodying the present invention mounted on a motorcycle. FIG. 2 is a rear view of the saddlebag filler strip shown in FIG. 1.

FIG. 3 is a side view of the saddlebag filler strip shown in FIG. 1; and,

FIG. 4 is a rear view of an alternative embodiment of the present invention, the only difference being the broken boundary lines along the bottom of the rear surface.

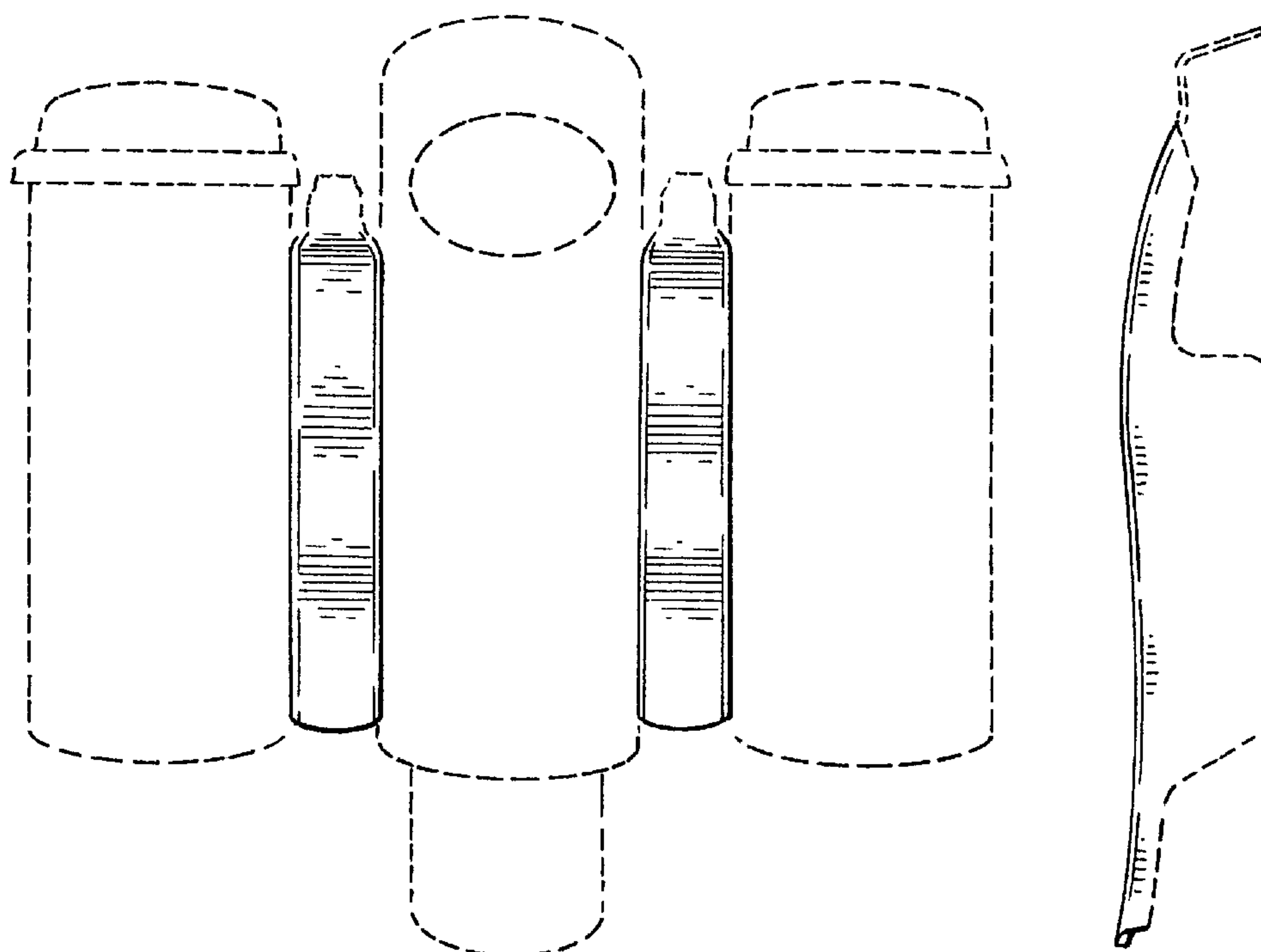
The present application is directed to the design illustrated in the drawings. The other features of the drawings, such as the motorcycle and portions of the mounting bracket shown in FIGS. 1-4, are not considered part of the design sought to be patented, and have accordingly been shown in broken lines.

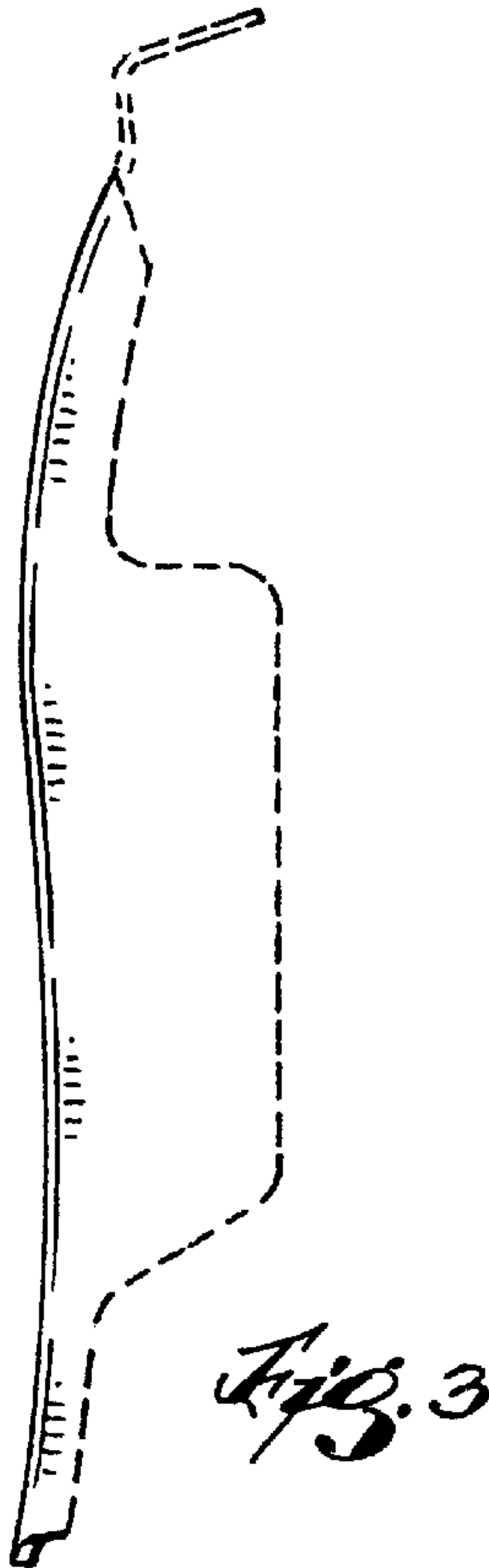
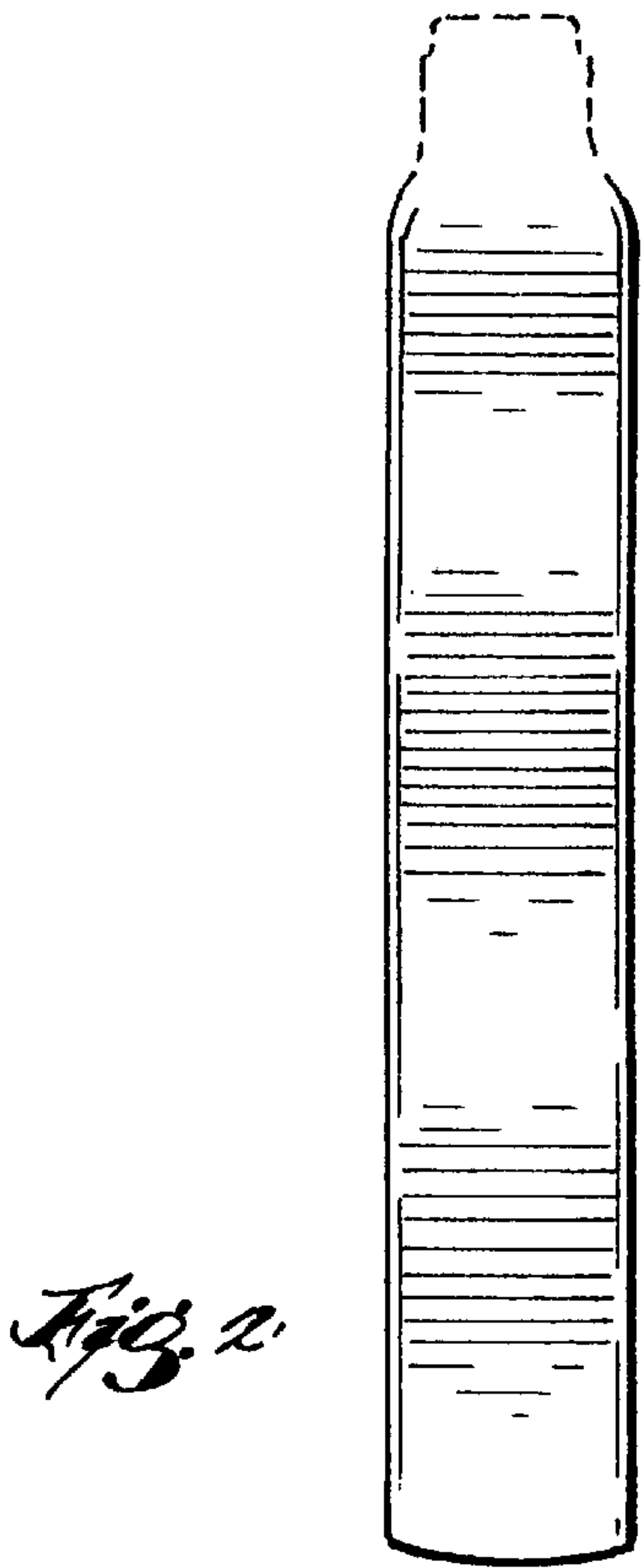
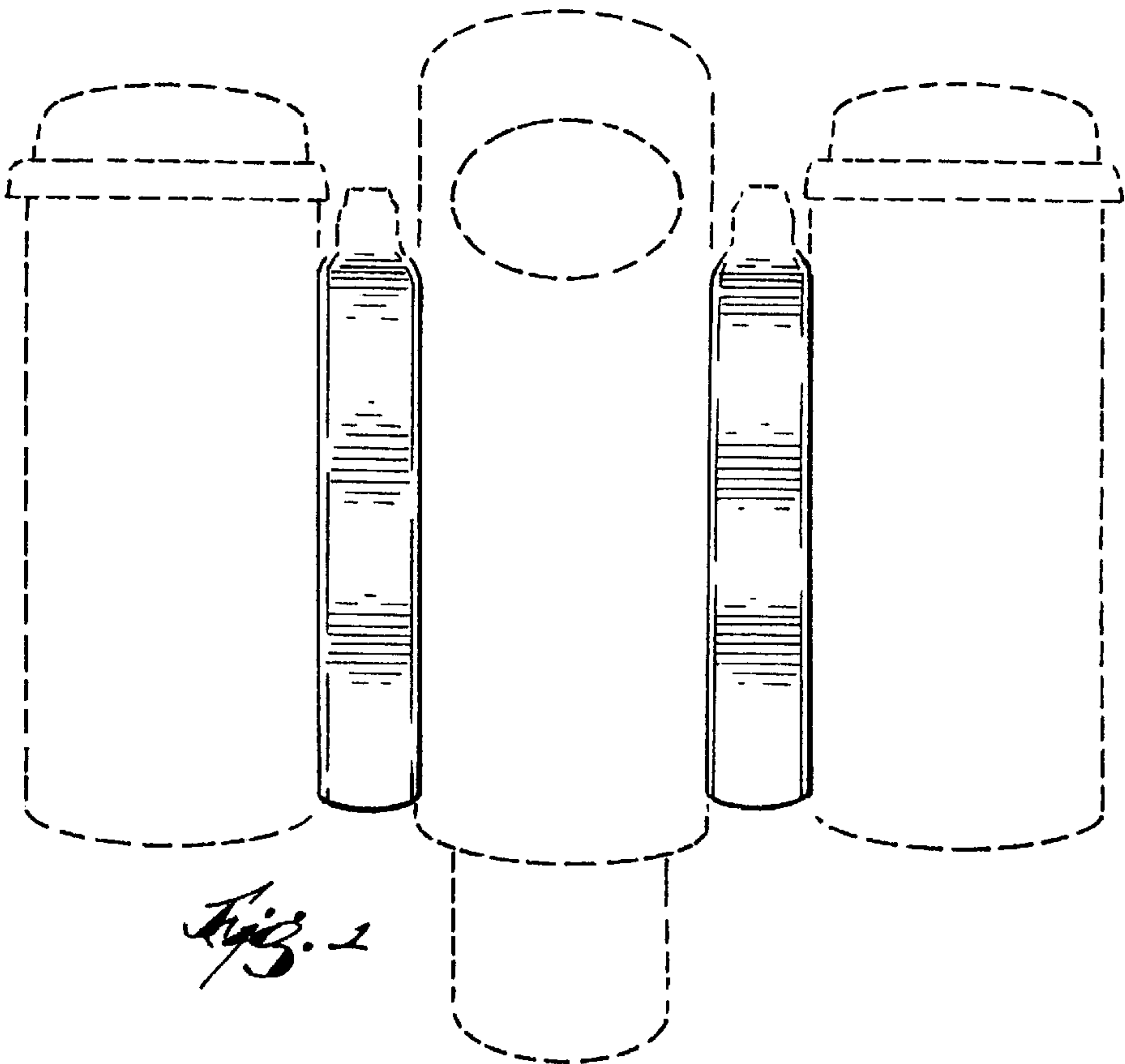
The broken lines which define the boundaries of the claimed design form no part thereof.


The side view opposite FIG. 3 is a mirror image of FIG. 3. The design sought to be patented is not visible in the bottom and front views. Accordingly, these views have been omitted.

The top view of the design is not visible in its normal or intended use because it is substantially obscured by the saddlebag and other portions of the motorcycle. Therefore, the top view is not a matter of ornamental concern, and has been omitted from the drawings.

**1 Claim, 2 Drawing Sheets**







*Fig. 4*