



US00D424498S

United States Patent [19] Iacovelli

[11] Patent Number: **Des. 424,498**

[45] Date of Patent: **** May 9, 2000**

[54] FLOOR MAT

[75] Inventor: **Marc Iacovelli**, Miami, Fla.

[73] Assignee: **Rally Manufacturing, Inc.**, Miami, Fla.

[**] Term: **14 Years**

[21] Appl. No.: **29/109,864**

[22] Filed: **Aug. 25, 1999**

[51] LOC (7) Cl. **12-16**

[52] U.S. Cl. **D12/203**

[58] Field of Search D12/203; D6/582-583,
D6/585-586, 592; 296/97.23; 15/215-217;
428/141; 280/163, 164.1

[56] **References Cited**

U.S. PATENT DOCUMENTS

D. 226,375	2/1973	Wells et al.	D12/203
D. 302,416	7/1989	Lehner et al.	D12/203
D. 313,789	1/1991	Thundercloud	D12/203
D. 325,555	4/1992	Primeau	D12/203
D. 342,932	1/1994	Primeau	D12/203
D. 358,571	5/1995	Thundercloud	D12/203
D. 393,238	4/1998	Kraines	D12/203

D. 401,203	11/1998	Lu	D12/203
D. 404,351	1/1999	Kruk	D12/203
D. 408,342	4/1999	Yang	D12/203
D. 413,850	9/1999	Wang	D12/203
3,526,016	9/1970	Stata	15/216

Primary Examiner—Doris V. Coles
Assistant Examiner—Stacia Cadmus
Attorney, Agent, or Firm—Liniak, Berenato, Longacre & White

[57] **CLAIM**

The ornamental design for a floor mat, as shown and described.

DESCRIPTION

FIG. 1 is a front view of a floor mat showing my new design; FIG. 2 is a rear view of the floor mat shown in FIG. 1; FIG. 3 is a left side view of the floor mat shown in FIG. 1; FIG. 4 is a right side view of the floor mat shown in FIG. 1; FIG. 5 is a top view of the floor mat shown in FIG. 1; FIG. 6 is a bottom view of the floor mat shown in FIG. 1; and, FIG. 7 is a reduced top and left side perspective view of the floor mat shown in FIG. 1.

1 Claim, 5 Drawing Sheets

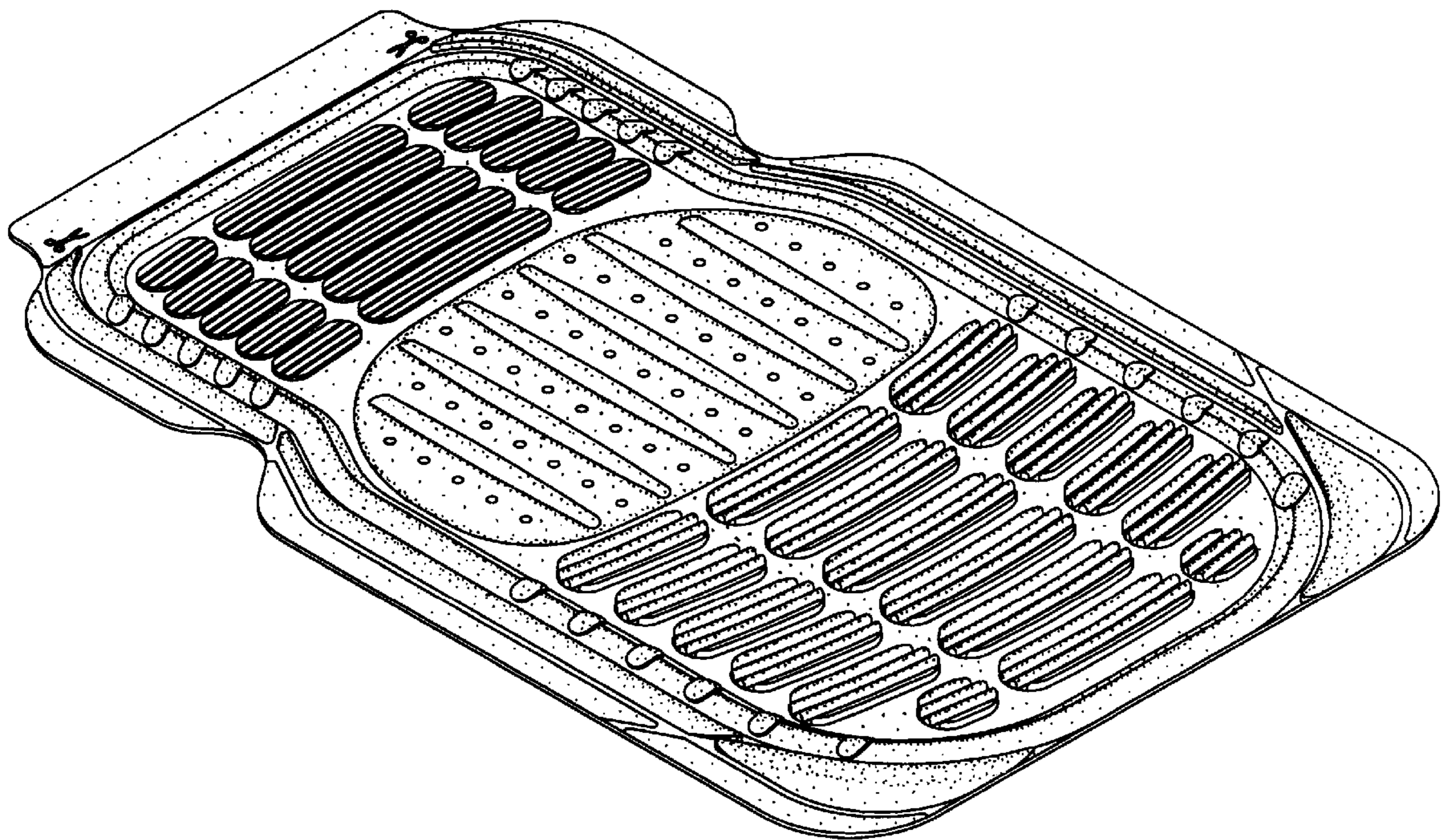


Fig. 1

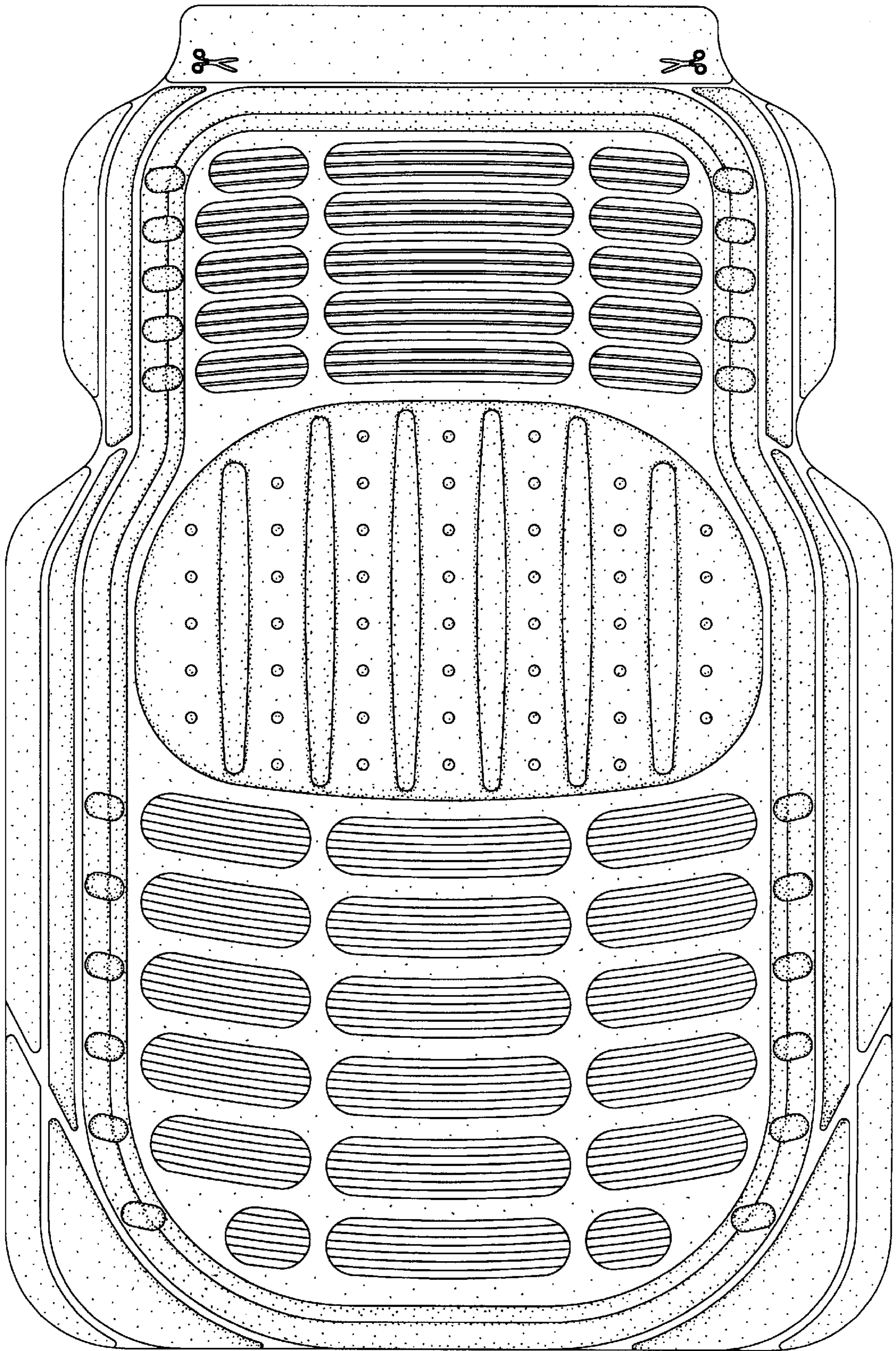


Fig. 2

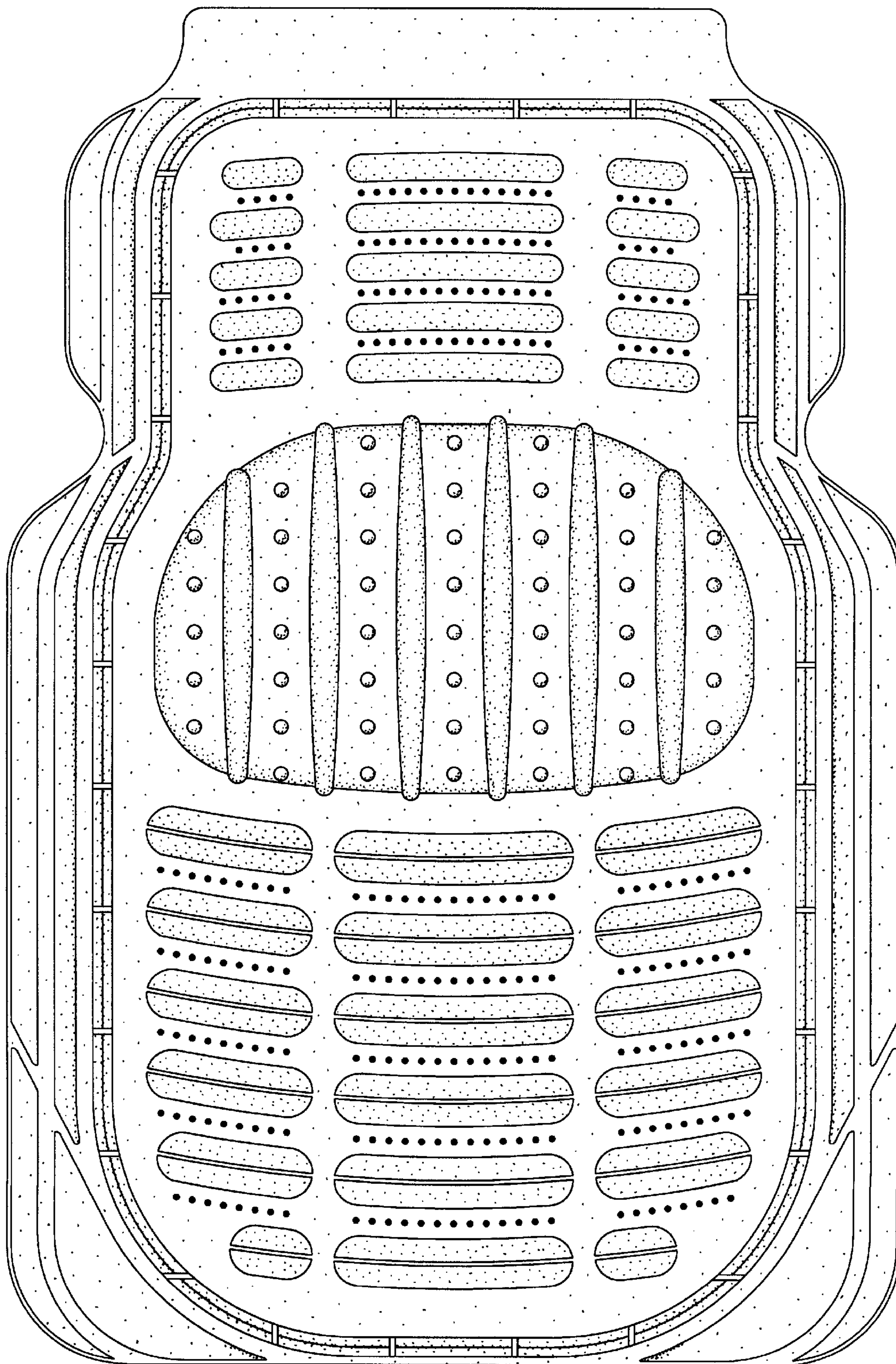


Fig. 3

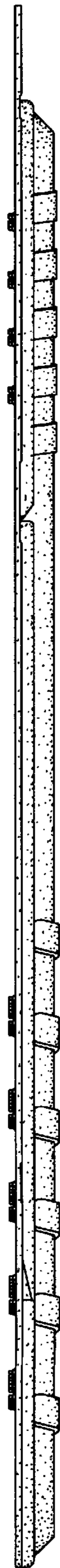


Fig. 4



Fig. 5



Fig. 6



Fig. 7

