



US00D424484S

United States Patent [19]
Mulier

[11] **Patent Number: Des. 424,484**

[45] **Date of Patent: ** May 9, 2000**

[54] **TREAD AND SIDEWALL OF A TIRE**

[75] Inventor: **Cedric Mulier**, Clermont-Ferrand,
France

[73] Assignee: **Compagnie Générale des
Etablisse-Michelin-Michelin & Cie**,
Clermont-Ferrand Cedex, France

[**] Term: **14 Years**

[21] Appl. No.: **29/091,659**

[22] Filed: **Aug. 3, 1998**

[30] **Foreign Application Priority Data**

Feb. 5, 1998 [FR] France 980745

[51] **LOC (7) Cl.** **12-15**

[52] **U.S. Cl.** **D12/147**

[58] **Field of Search** D12/141-143,
D12/146-151; 152/209.1, 209.8, 209.9,
209.11, 209.16, 209.18, 209.28, 900, 901,
902, 903

[56] **References Cited**

U.S. PATENT DOCUMENTS

D. 336,454	6/1993	Maxwell	D12/147
4,721,141	1/1988	Collette et al.	152/209.28
4,848,429	7/1989	Mezzanotte	152/209.8
5,213,641	5/1993	Tsuda et al.	152/209.28
5,358,021	10/1994	Takasugi et al.	152/209.28
5,603,785	2/1997	Weber et al.	152/209.28

FOREIGN PATENT DOCUMENTS

684292	8/1986	Japan .
696637	1/1987	Japan .
818677	9/1991	Japan .
835228	4/1992	Japan .
836513	5/1992	Japan .
951969	4/1996	Japan .

Primary Examiner—Robert M. Spear
Attorney, Agent, or Firm—Baker & Botts, L.L.P.

[57] **CLAIM**

The ornamental design for a tread and sidewall of a tire, as shown and described.

DESCRIPTION

FIG. 1 is a perspective view of a tread and sidewall of a tire embodying my new design, it being understood that the tread pattern repeats uniformly throughout the circumference of the tire;

FIG. 2 is an elevational view of the tire tread and sidewall shown in FIG. 1;

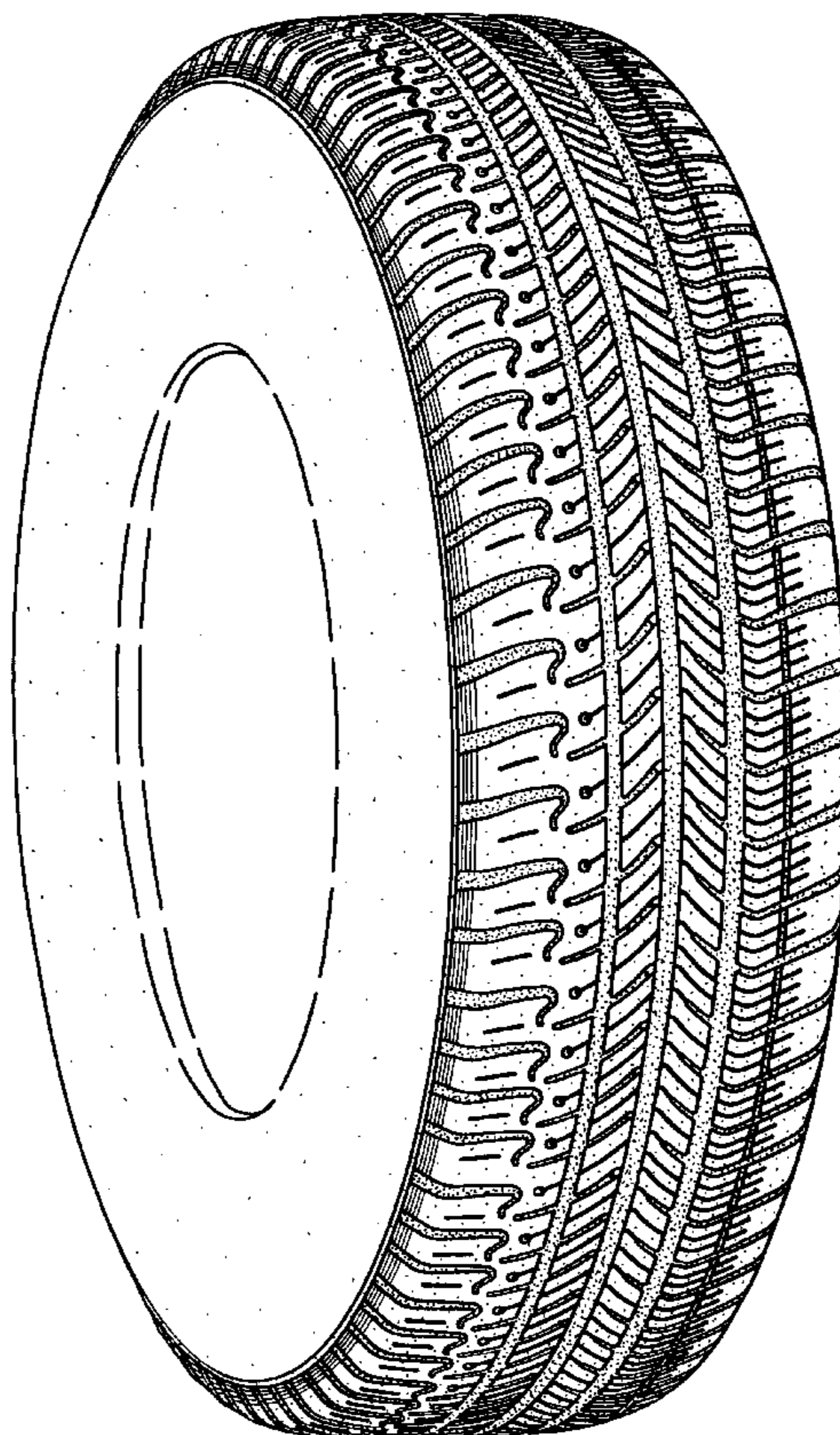
FIG. 3 is a fragmentary sectional view taken across line 3—3 shown in FIG. 2;

FIG. 4 is a view of one side of the tire tread and sidewall shown in FIGS. 1 and 2; and,

FIG. 5 is a view of the opposite side of the tire tread and sidewall shown in FIG. 4.

The broken line showing of a tire inner bead is for illustrative purposes only and forms no part of the claimed design.

1 Claim, 5 Drawing Sheets



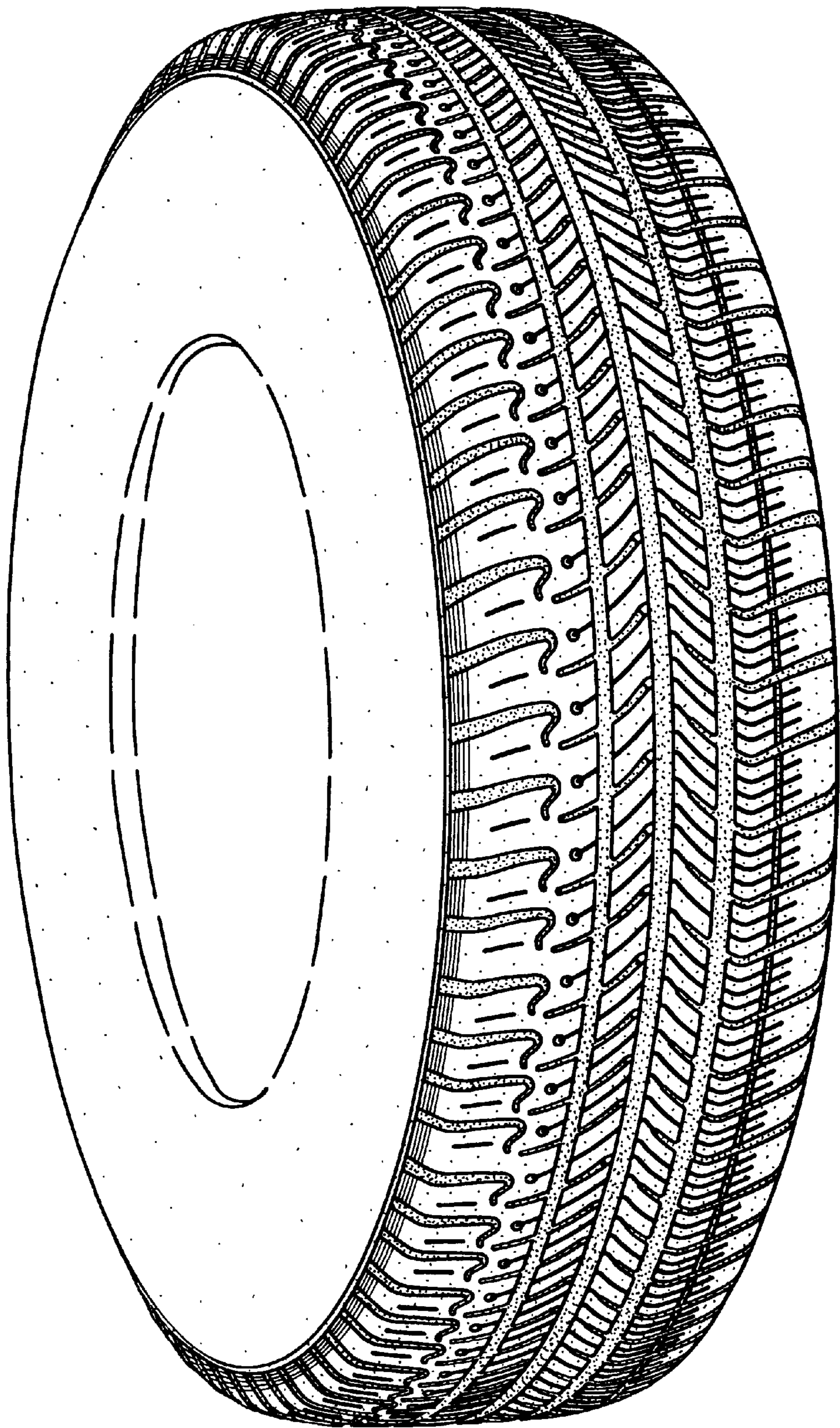


FIG. 1

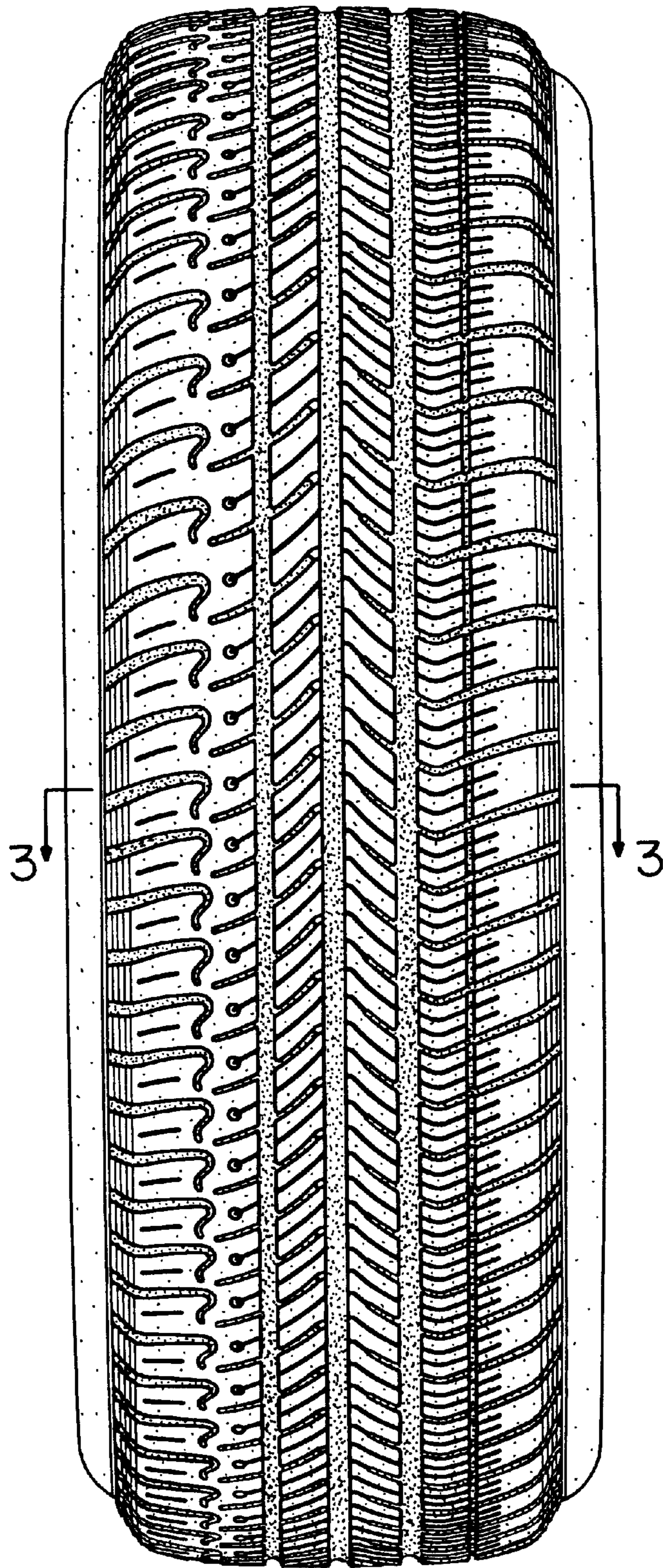


FIG. 2

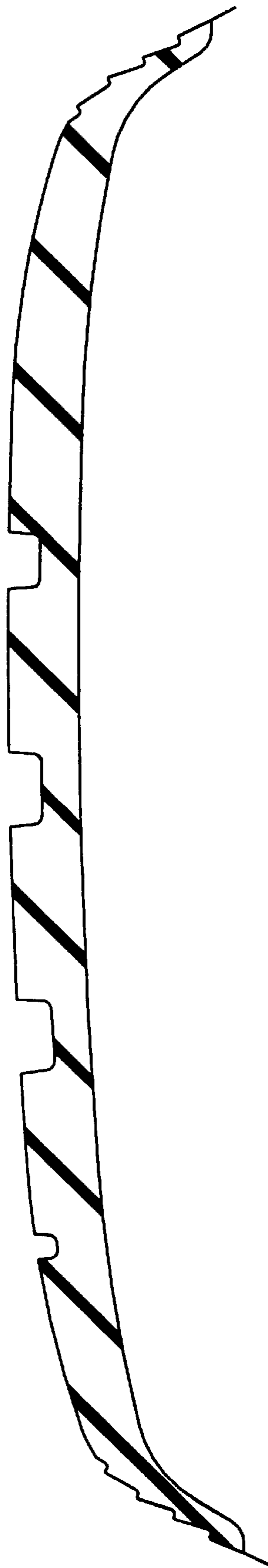


FIG. 3

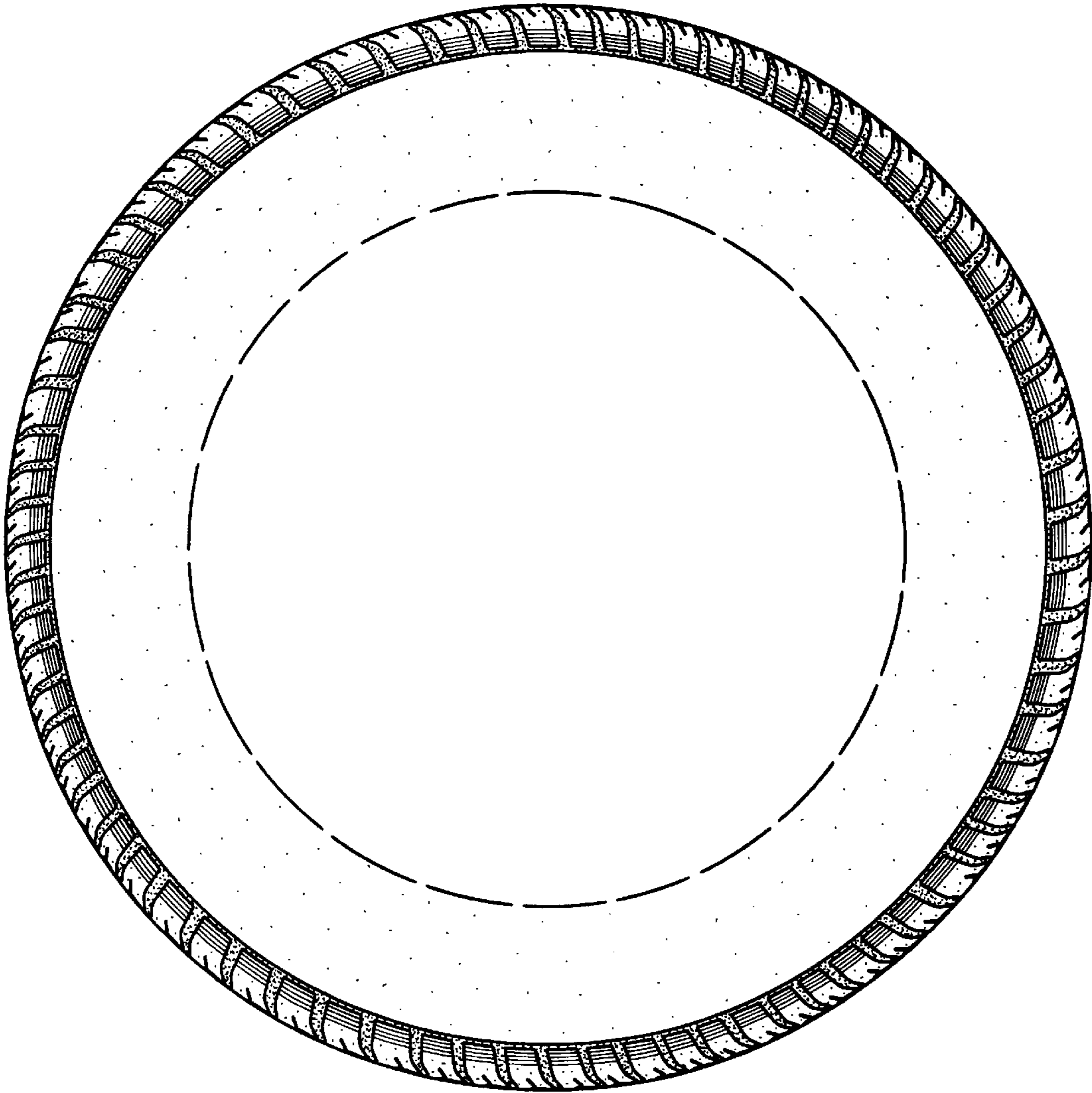


FIG. 4

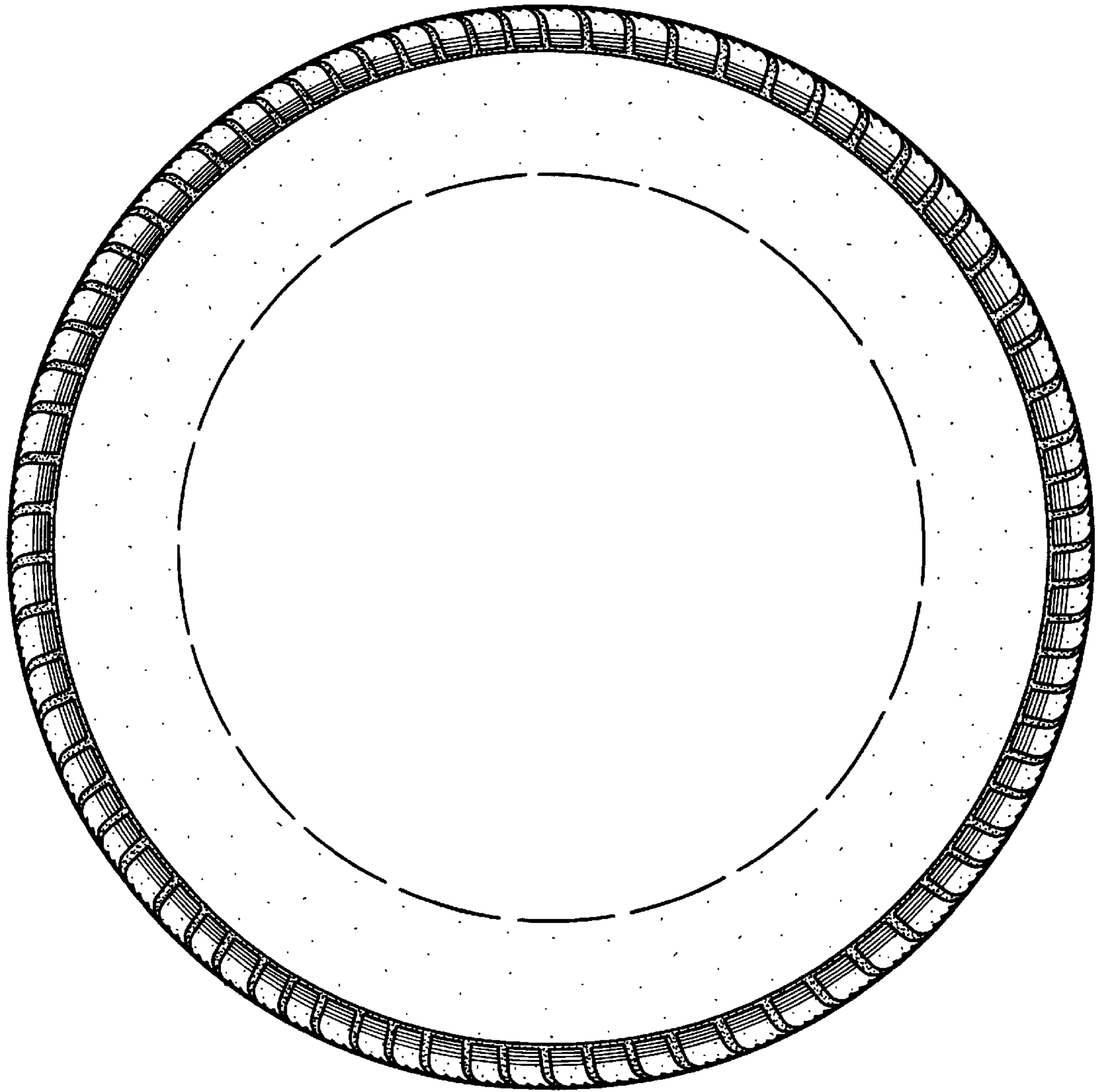


FIG. 5