



US00D424477S

United States Patent [19]

Lund

[11] Patent Number: Des. 424,477

[45] Date of Patent: ** May 9, 2000

[54] CAB FAIRING

[75] Inventor: David M. Lund, Detroit Lakes, Minn.

[73] Assignee: Lund Industries, Incorporated, Anoka, Minn.

[**] Term: 14 Years

[21] Appl. No.: 29/095,734

[22] Filed: Oct. 29, 1998

[51] LOC (7) Cl. 12-08

[52] U.S. Cl. D12/98

[58] Field of Search D12/196, 93, 98, D12/96; 296/26, 99.1, 102, 180.1

[56] References Cited

U.S. PATENT DOCUMENTS

- D. 237,477 11/1975 Lay D12/98
- D. 256,901 9/1980 Carr, Jr. et al. D12/98 X
- D. 281,487 11/1985 Chapman .
- D. 286,143 10/1986 Lund .
- D. 294,242 2/1988 O'Neill .
- D. 295,084 4/1988 Weber .
- D. 305,017 12/1989 Lund .
- D. 306,848 3/1990 Macor .
- D. 316,391 4/1991 Lund .
- D. 318,829 8/1991 Wada et al. D12/98 X

- D. 332,072 12/1992 Shirlin et al. D12/98
- D. 409,524 8/1998 McKinney D12/93
- 1,275,400 8/1918 Crowell .
- 4,159,843 7/1979 Crossman .
- 4,318,565 3/1982 Lay .
- 4,707,014 11/1987 Rich .
- 5,018,779 5/1991 Lund .

Primary Examiner—Melody N. Brown
Attorney, Agent, or Firm—Merchant & Gould P.C.

[57] CLAIM

The ornamental design for a cab fairing, as shown and described.

DESCRIPTION

FIG. 1 is a perspective view of a cab fairing showing my new design, it being understood that the broken lines are for illustrative purposes only and form no part of the claimed design;

FIG. 2 is a right side elevation view of the cab fairing of FIG. 1, the left side view being a mirror image thereof;

FIG. 3 is a top plan view of the cab fairing of FIG. 1;

FIG. 4 is a bottom plan view of the cab fairing of FIG. 1;

FIG. 5 is a front elevation view of the cab fairing of FIG. 1; and,

FIG. 6 is a rear elevation view of the cab fairing of FIG. 1.

1 Claim, 6 Drawing Sheets

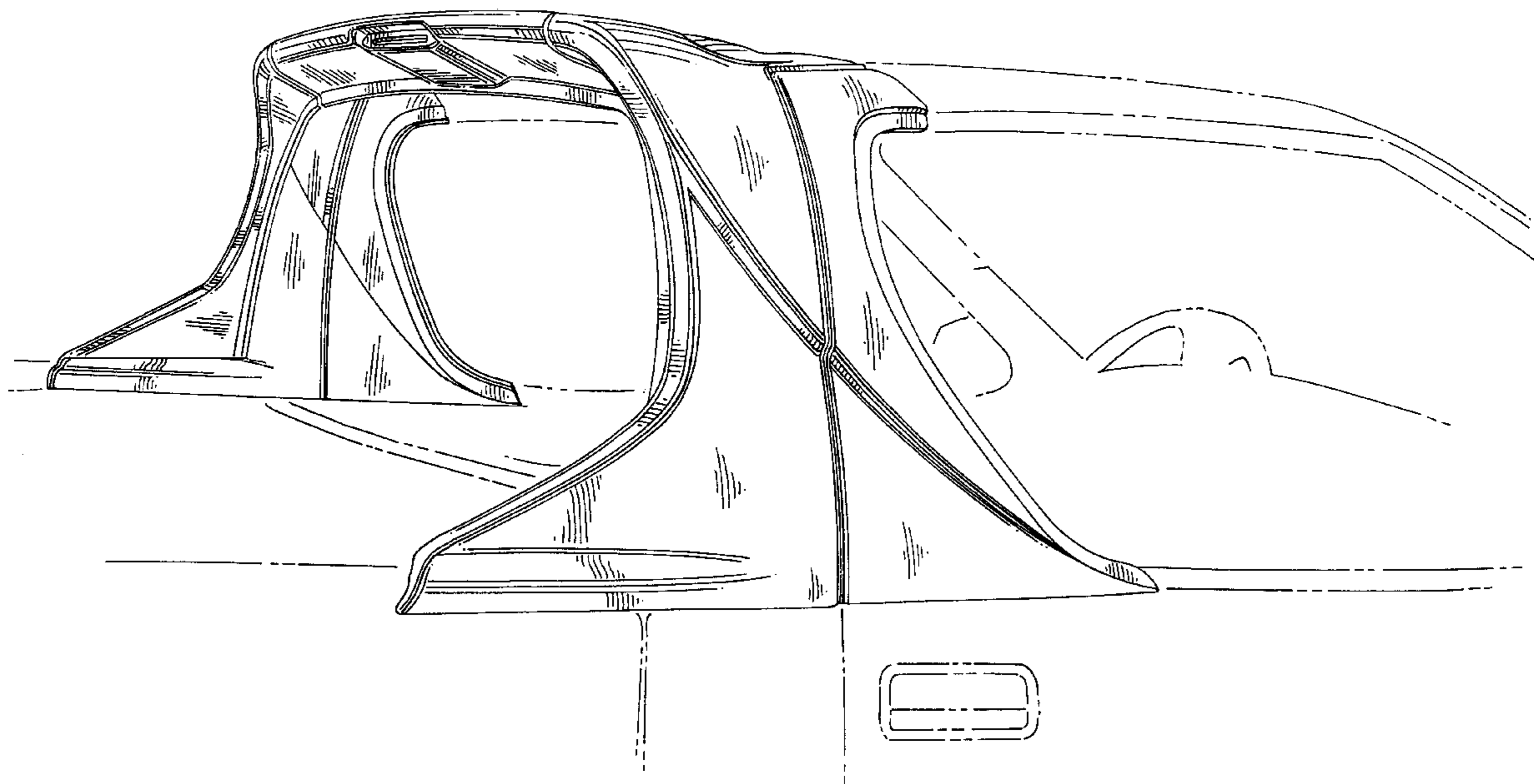


Fig. 1

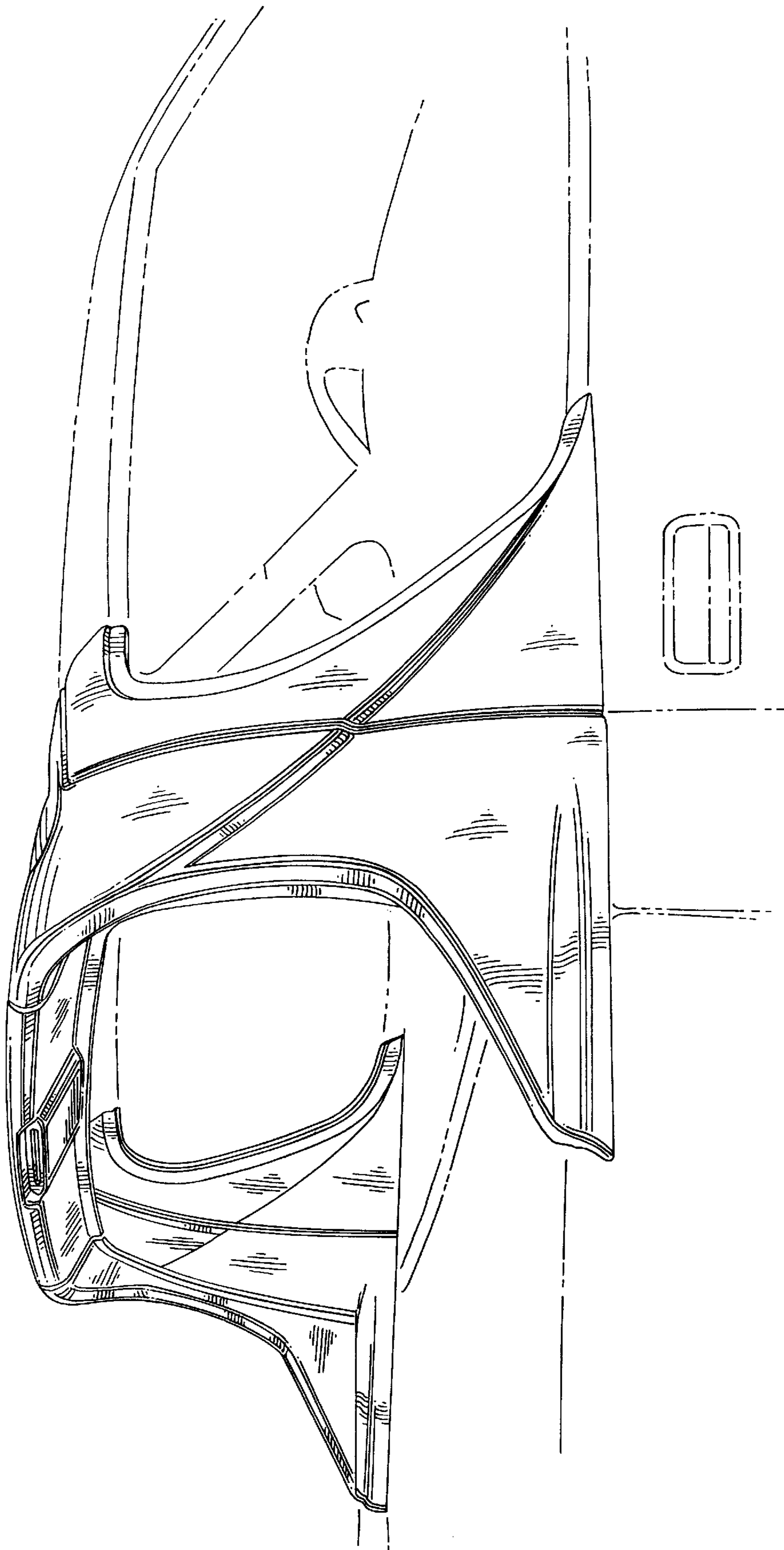



Fig. 2



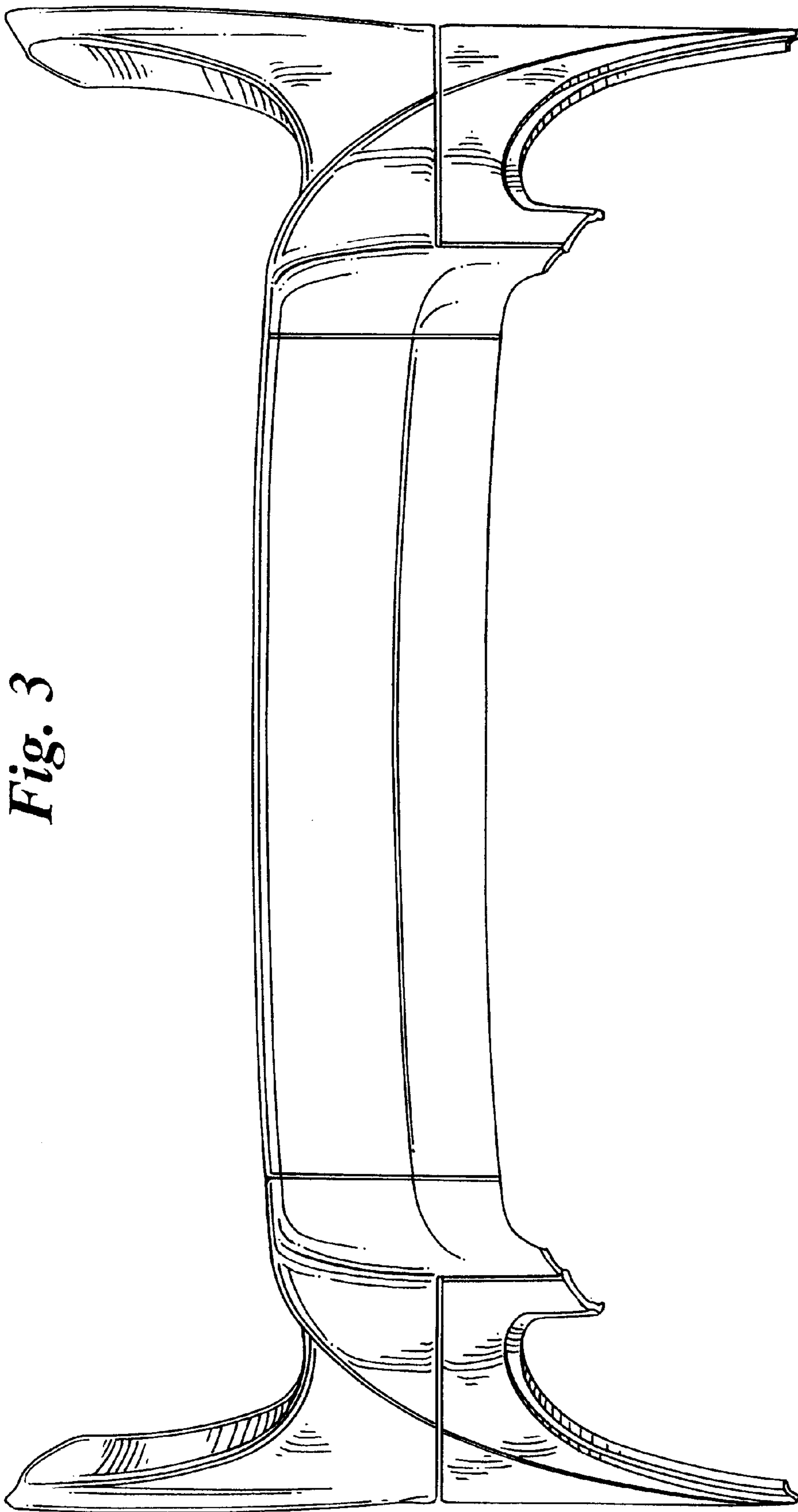


Fig. 3

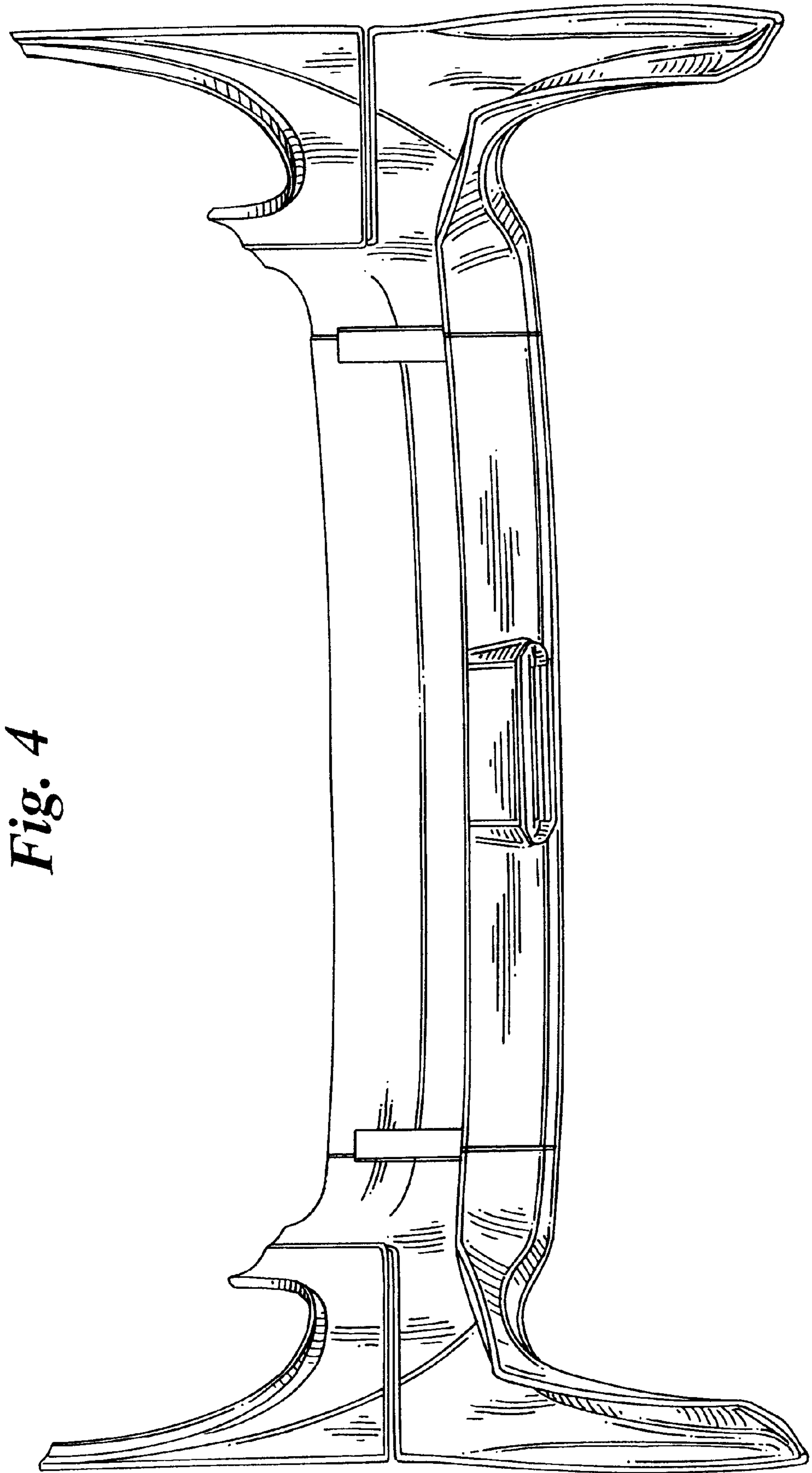


Fig. 4

Fig. 5

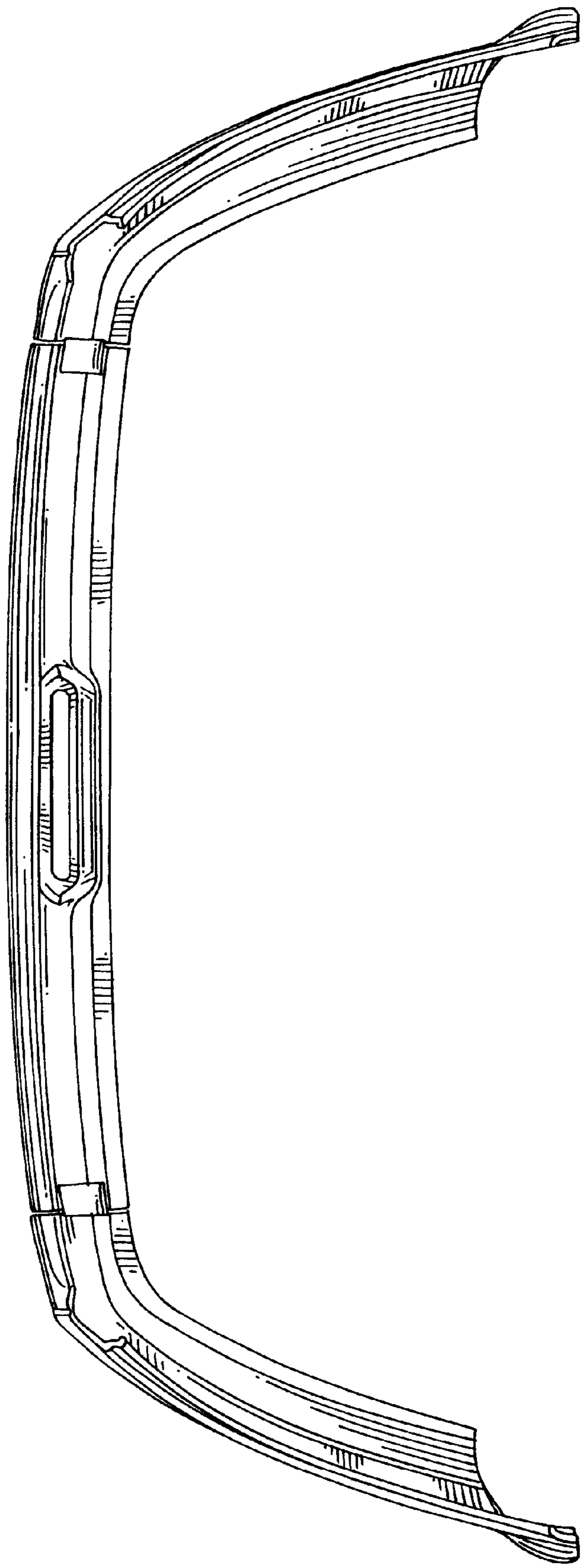


Fig. 6

