



US00D424475S

United States Patent [19] Cook

[11] **Patent Number: Des. 424,475**

[45] **Date of Patent: ** May 9, 2000**

[54] **AUTOMOBILE BODY**

[75] Inventor: **Terry Roberts Cook**, Chester, N.J.

[73] Assignee: **Appleton Productions, Inc.**, Long Valley, N.J.

[**] Term: **14 Years**

[21] Appl. No.: **29/105,194**

[22] Filed: **May 20, 1999**

[51] **LOC (7) Cl.** **12-08**

[52] **U.S. Cl.** **D12/91**

[58] **Field of Search** **D12/90-92; 296/185**

[56] **References Cited**

U.S. PATENT DOCUMENTS

- D. 86,742 4/1932 Pike .
- D. 87,515 8/1932 Hoffman .
- D. 87,516 8/1932 Hoffman .
- D. 87,517 8/1932 Hoffman .
- D. 87,518 8/1932 Hoffman .
- D. 88,083 10/1932 Hughes .
- D. 88,107 10/1932 Pike .
- D. 89,191 2/1933 Hughes .
- D. 91,711 3/1934 Gross .
- D. 94,995 3/1935 Shaw .
- D. 95,374 4/1935 Morgan .
- D. 96,716 8/1935 Andrade .
- D. 104,685 5/1937 Heinz .
- D. 107,512 12/1937 Graber .
- D. 150,161 7/1948 Sanmori .
- D. 155,788 11/1949 Earl .
- D. 170,448 9/1953 Colombo .
- D. 180,509 6/1957 Earl .
- D. 181,109 10/1957 Ross .

- D. 320,959 10/1991 Erickson et al. .
- D. 394,232 5/1998 Trosstle et al. D12/91
- 1,523,263 1/1925 Henninger .
- 2,027,141 1/1936 Aliano .

OTHER PUBLICATIONS

Motor Trend, Apr. 1996, pp. 50 & 51. Lincoln Sentinel (Future Car) & Ford Synergy (Future Car).
Road & Track, Oct. 1998, p. 84, Morgan Plus 8 Car.

Primary Examiner—Melody N. Brown
Attorney, Agent, or Firm—Roberts & Mercanti, LLP


[57] **CLAIM**

The ornamental design for an automobile body, as shown and described.

DESCRIPTION

FIG. 1 is a top, front and side perspective view of an automobile body showing my new design;
 FIG. 2 is a top, side and rear perspective view thereof;
 FIG. 3 is a side elevation view thereof, the opposite side being a mirror image thereof;
 FIG. 4 is a front elevation view thereof;
 FIG. 5 is a rear elevation view thereof; and,
 FIG. 6 is a side elevation view of an automobile body showing a second embodiment of my new design, the opposite side being a mirror image thereof.
 The appearance of the front and rear views of the second embodiment are the same as in the first embodiment shown in FIGS. 4 and 5.
 The broken line showing of certain features, including the wheels and tires throughout the views is for illustrative purposes only and forms no part of the claim design.

1 Claim, 6 Drawing Sheets



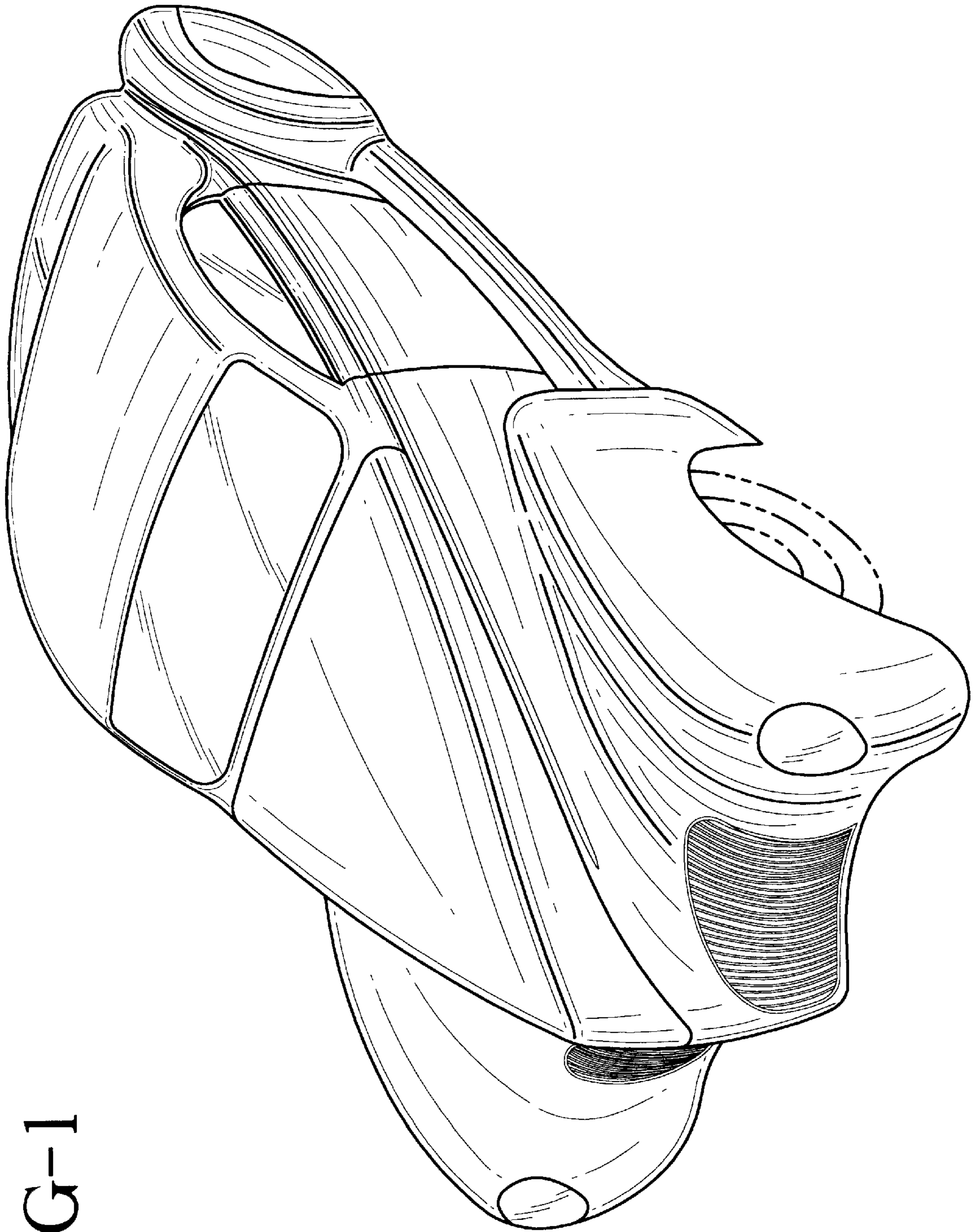


FIG-1

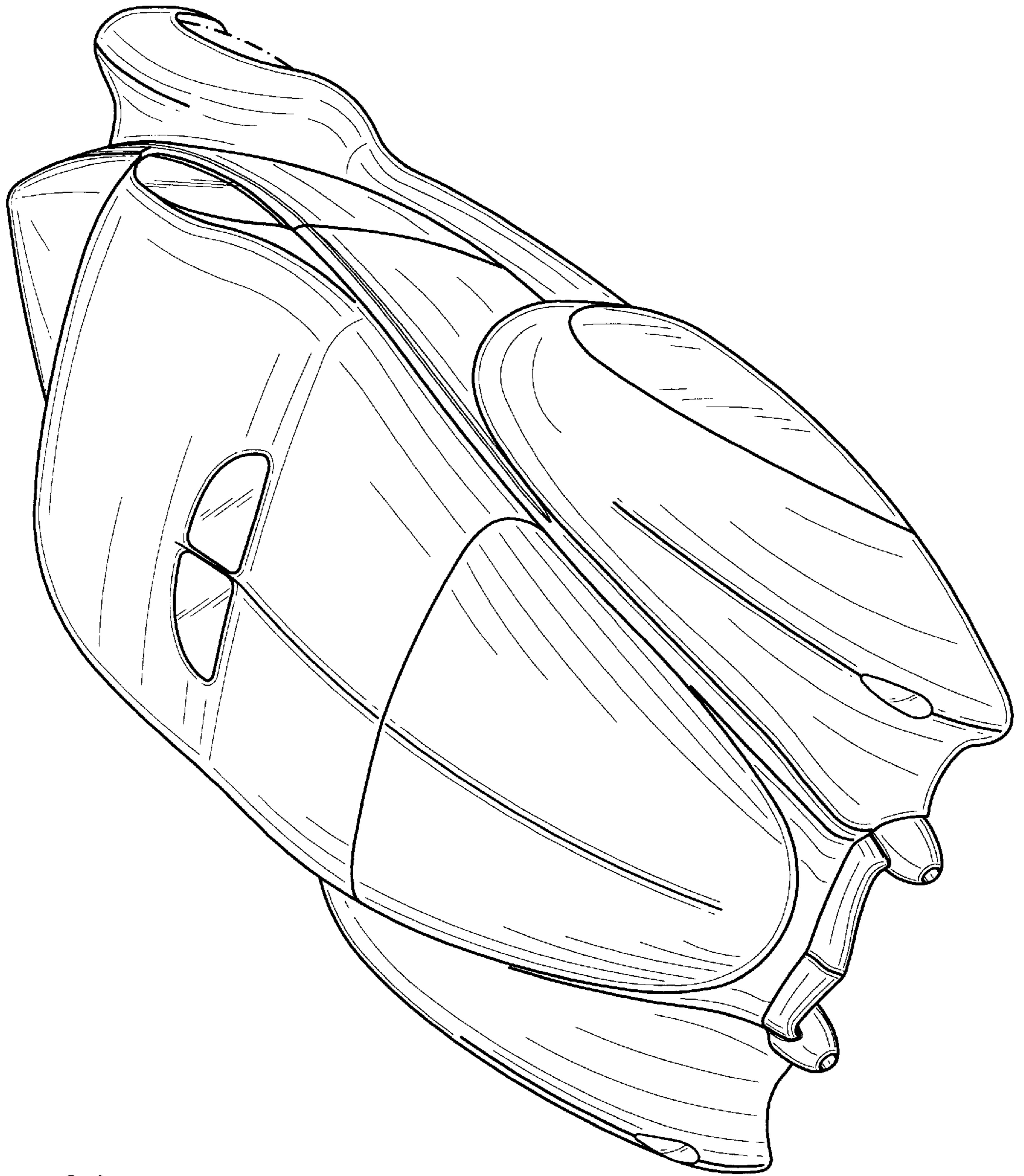
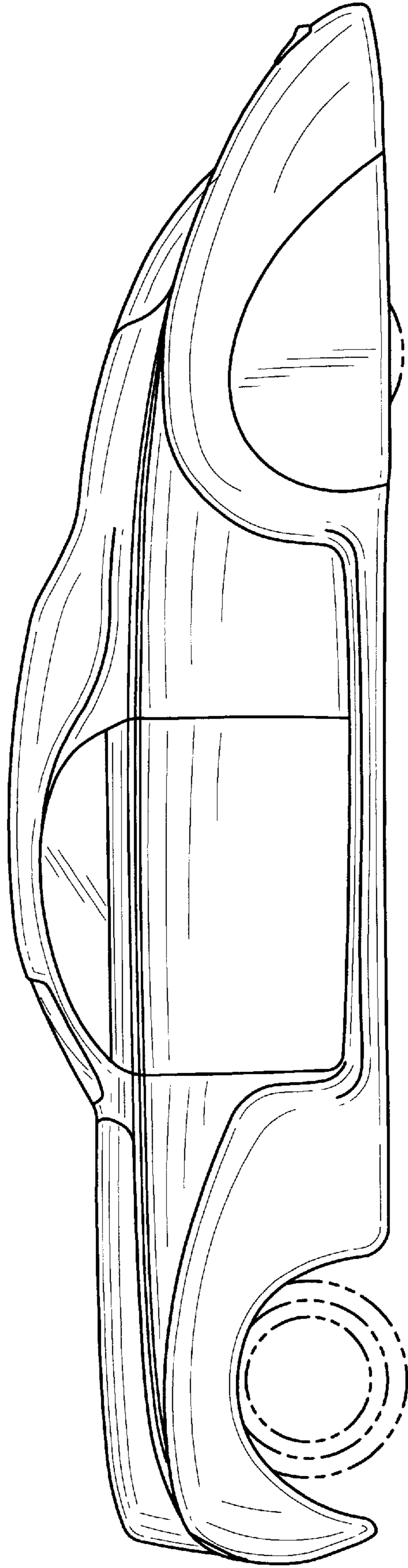


FIG-2

FIG-3



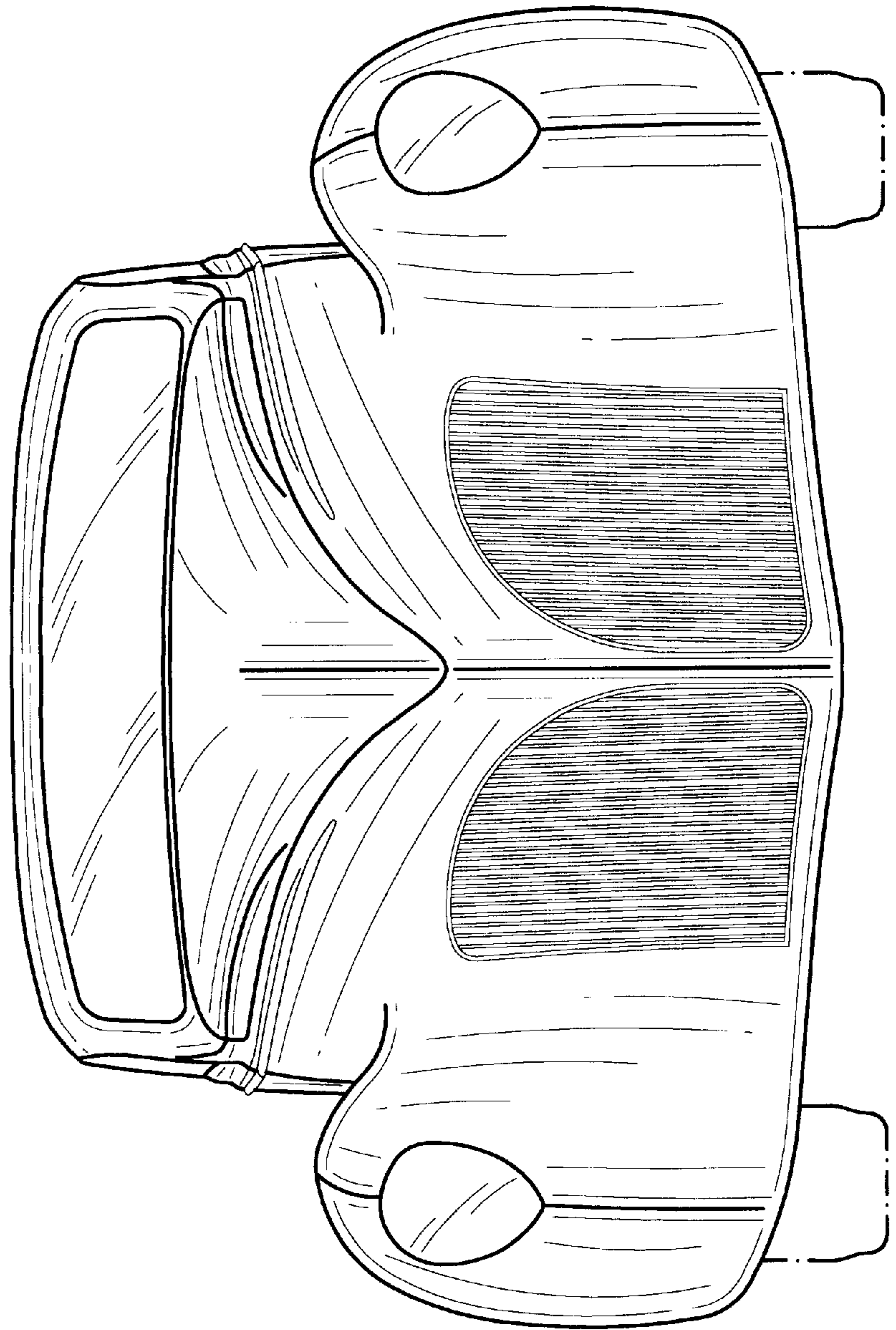


FIG-4

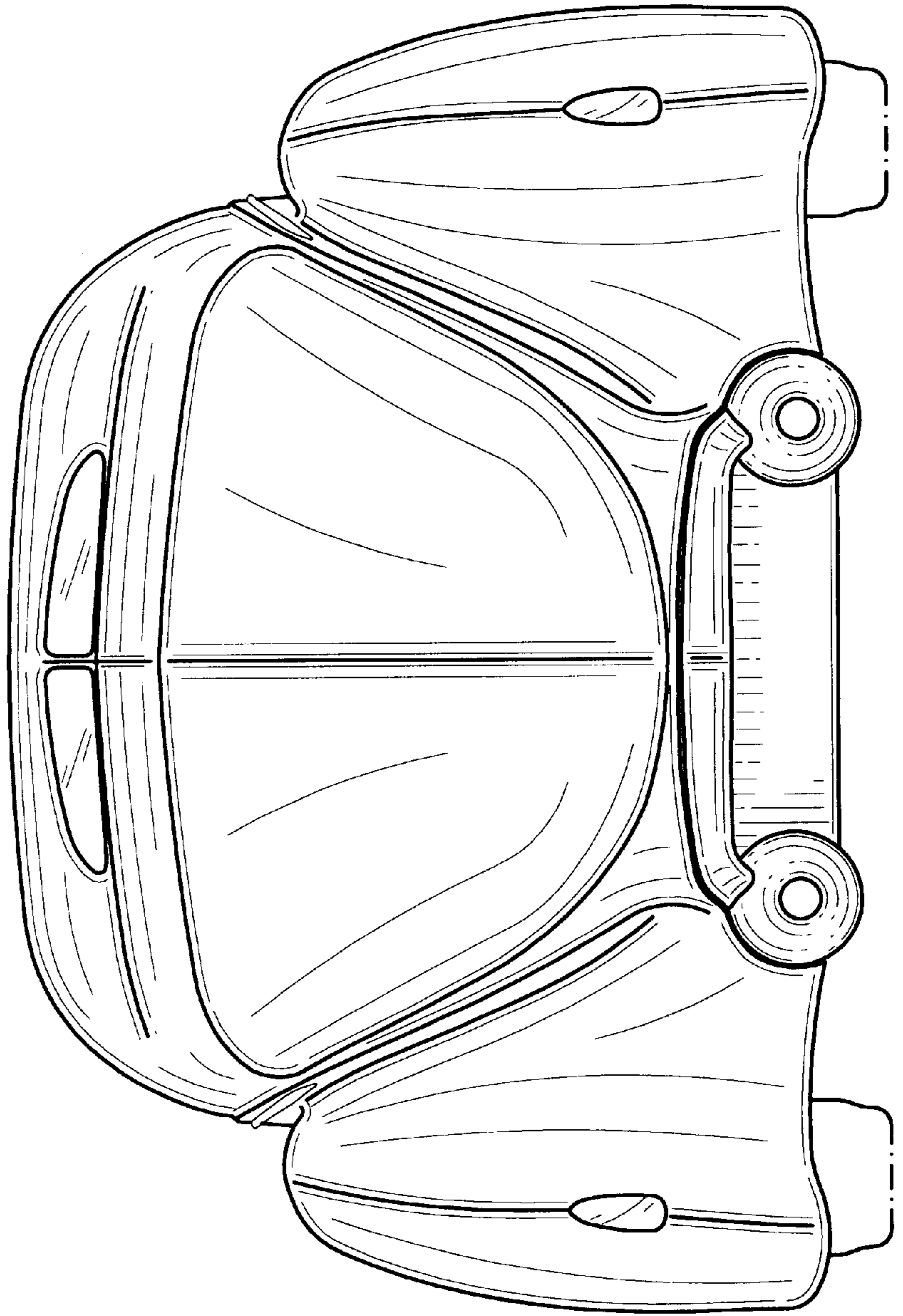


FIG-5

FIG-6

