



US00D424453S

United States Patent [19]

Atterbury et al.

[11] **Patent Number: Des. 424,453**

[45] **Date of Patent: ** May 9, 2000**

[54] **DETECTOR UNIT FOR RADIATION
DETECTING PROBE**

D. 263,380 3/1982 Hay D10/78
D. 265,363 7/1982 Perry D10/47
D. 390,481 2/1998 Atterbury et al. D10/47

[75] Inventors: **William G. Atterbury**, Columbus;
James E. Dvorsky, Hilliard; **Beth A. Gahagan**; **Donald J. Hackman**, both
of Columbus; **Daniel A. Kramer**,
Dublin, all of Ohio

Primary Examiner—Antoine Duval Davis
Attorney, Agent, or Firm—Mueller and Smith, L.P.A.

[73] Assignee: **Neoprobe Corporation**, Dublin, Ohio

[57] **CLAIM**

[**] Term: **14 Years**

The ornamental design for detector unit for radiation detect-
ing probe, as shown.

[21] Appl. No.: **29/067,947**

DESCRIPTION

[22] Filed: **Mar. 18, 1997**

FIG. 1 is a side elevational view of the detector unit for the
radiation detecting probe showing my new design, the
opposite side being identical thereto;

[51] **LOC (7) Cl.** **10-04**

FIG. 2 is a top plan view thereof;

[52] **U.S. Cl.** **D10/47**

FIG. 3 is a bottom view thereof;

[58] **Field of Search** D10/47, 78; 250/363.08,
250/366, 370.09, 370.11, 374, 385.1, 389,
394; 379/98.3, 98.6, 102, 116

FIG. 4 is front view thereof; and,

FIG. 5 is a rear view thereof.

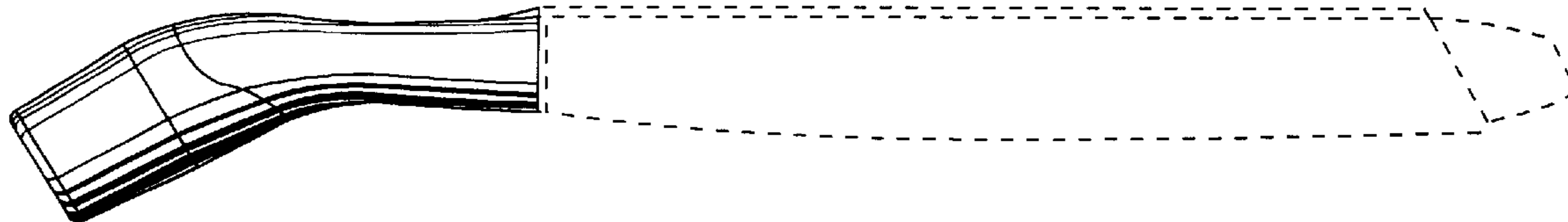
The broken line showing is for illustrative purposes only and
forms no part of the claimed design.

[56] **References Cited**

U.S. PATENT DOCUMENTS

D. 251,364 3/1979 Hensulk et al. D10/47

1 Claim, 1 Drawing Sheet



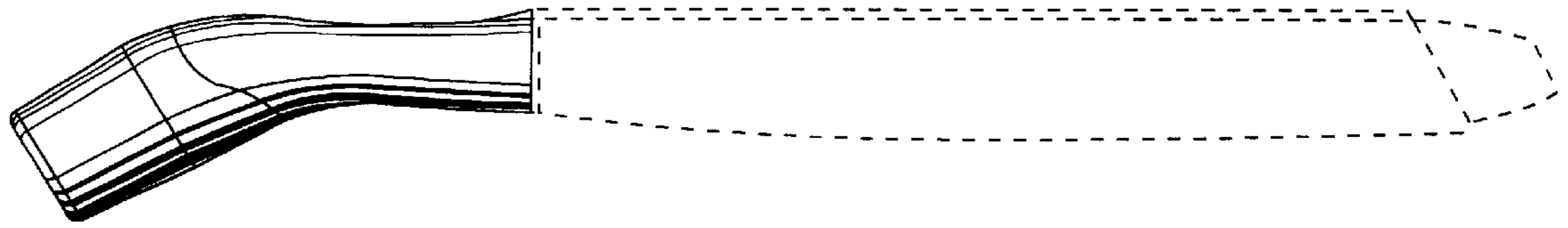


FIG. 1

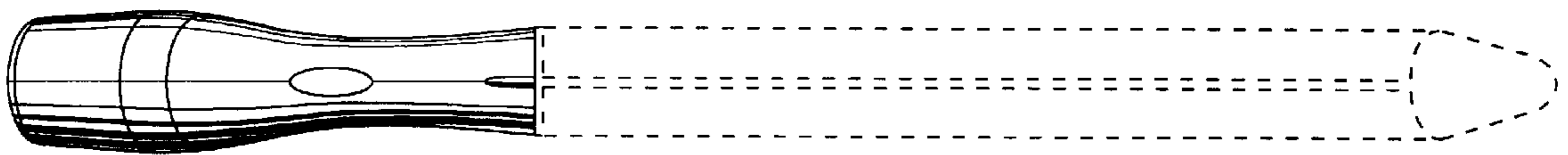


FIG. 2




FIG. 3

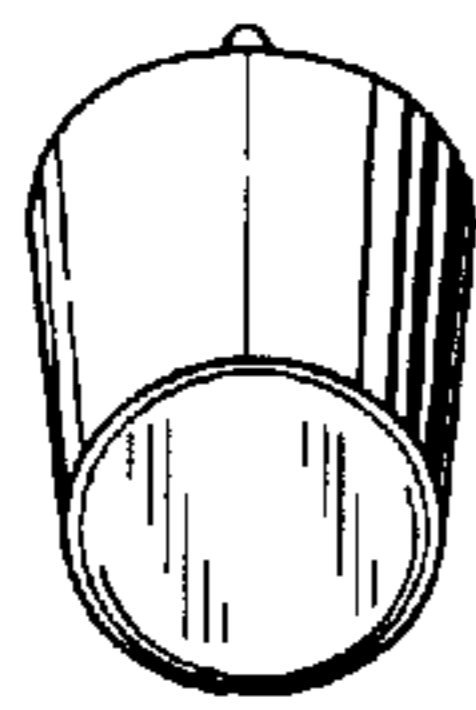


FIG. 4

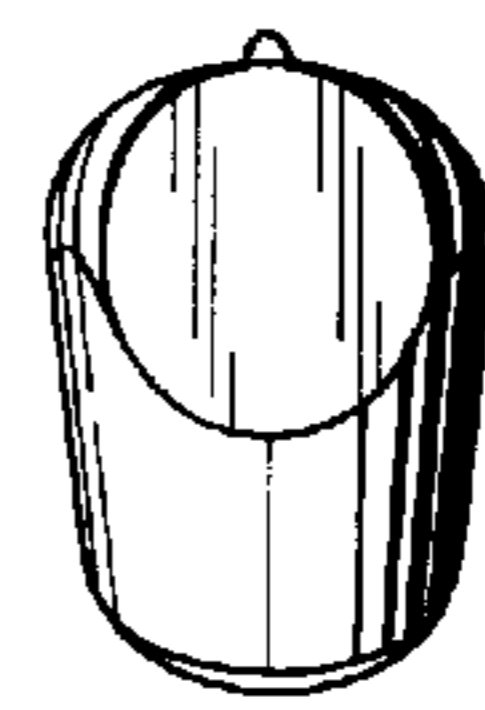


FIG. 5