



US00D424444S

United States Patent [19]
Lefebvre

[11] **Patent Number: Des. 424,444**
[45] **Date of Patent: ** May 9, 2000**

[54] **COMBINED BOTTLE AND CAP**
[75] Inventor: **Denise Lefebvre**, Southbury, Conn.
[73] Assignee: **Mott's Inc.**, Stamford, Conn.
[**] Term: **14 Years**
[21] Appl. No.: **29/105,562**
[22] Filed: **May 27, 1999**
[51] **LOC (7) Cl. 09-01**
[52] **U.S. Cl. D9/503**
[58] **Field of Search D9/500, 503, 504,**
D9/505, 545, 538, 558; 215/382, 383, 384

Attorney, Agent, or Firm—Pennie & Edmonds LLP

[57] **CLAIM**

The ornamental design for a combined bottle and cap, as shown and described.

DESCRIPTION

FIG. 1 is a perspective view of a combined bottle and cap showing a first embodiment of my new design;

FIG. 2 is a front elevation of the first embodiment of the combined bottle and cap, the rear and side elevations are the same;

FIG. 3 is a top plan view of the combined bottle showing the first embodiment of my new design;

FIG. 4 is a bottom plan view of the combined bottle and cap showing the first embodiment of my new design;

FIG. 5 is a perspective view of a bottle showing a second embodiment of my new design;

FIG. 6 is a front elevation of the second embodiment of the combined bottle and cap, the rear and side elevations are the same;

FIG. 7 is a top plan view of the combined bottle and cap showing the second embodiment of my new design; and,

FIG. 8 is a bottom plan view of the combined bottle and cap showing the second embodiment of my new design.

[56] **References Cited**
U.S. PATENT DOCUMENTS

- D. 170,180 8/1953 Ziskin et al. .
- D. 205,556 8/1966 Plochman, Jr. D9/505
- D. 208,885 10/1967 Roehrich D9/503
- D. 210,004 1/1968 Pettengill .
- D. 256,991 9/1980 Strand D9/500
- D. 296,077 6/1988 Bouaziz D9/503
- D. 362,187 9/1995 Thompson D9/500
- D. 378,276 3/1997 Kotoucek et al. D9/545
- D. 384,236 9/1997 Douer .

OTHER PUBLICATIONS

Spray Technology and Marketing, Dec., 1993, p. 37, bottle caps.

Primary Examiner—Lucy Lieberman

1 Claim, 6 Drawing Sheets


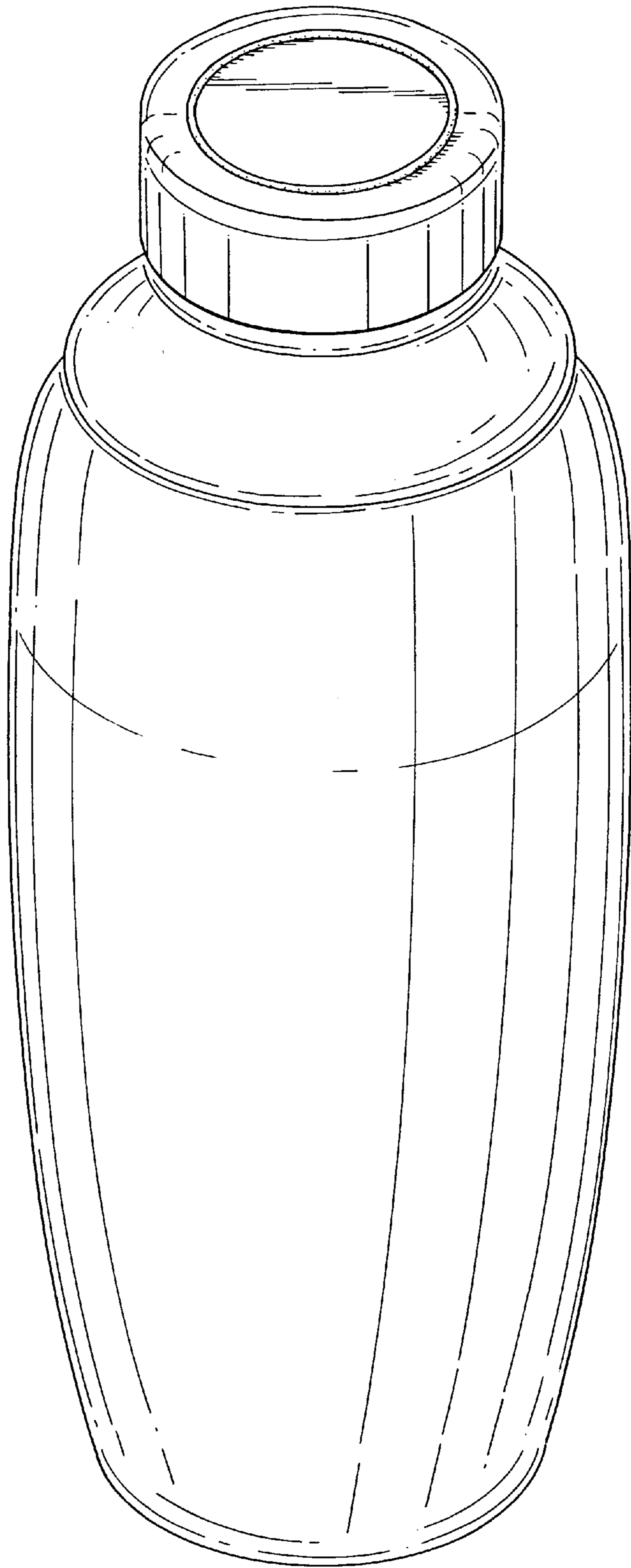


FIG. 1






FIG. 2

FIG. 3

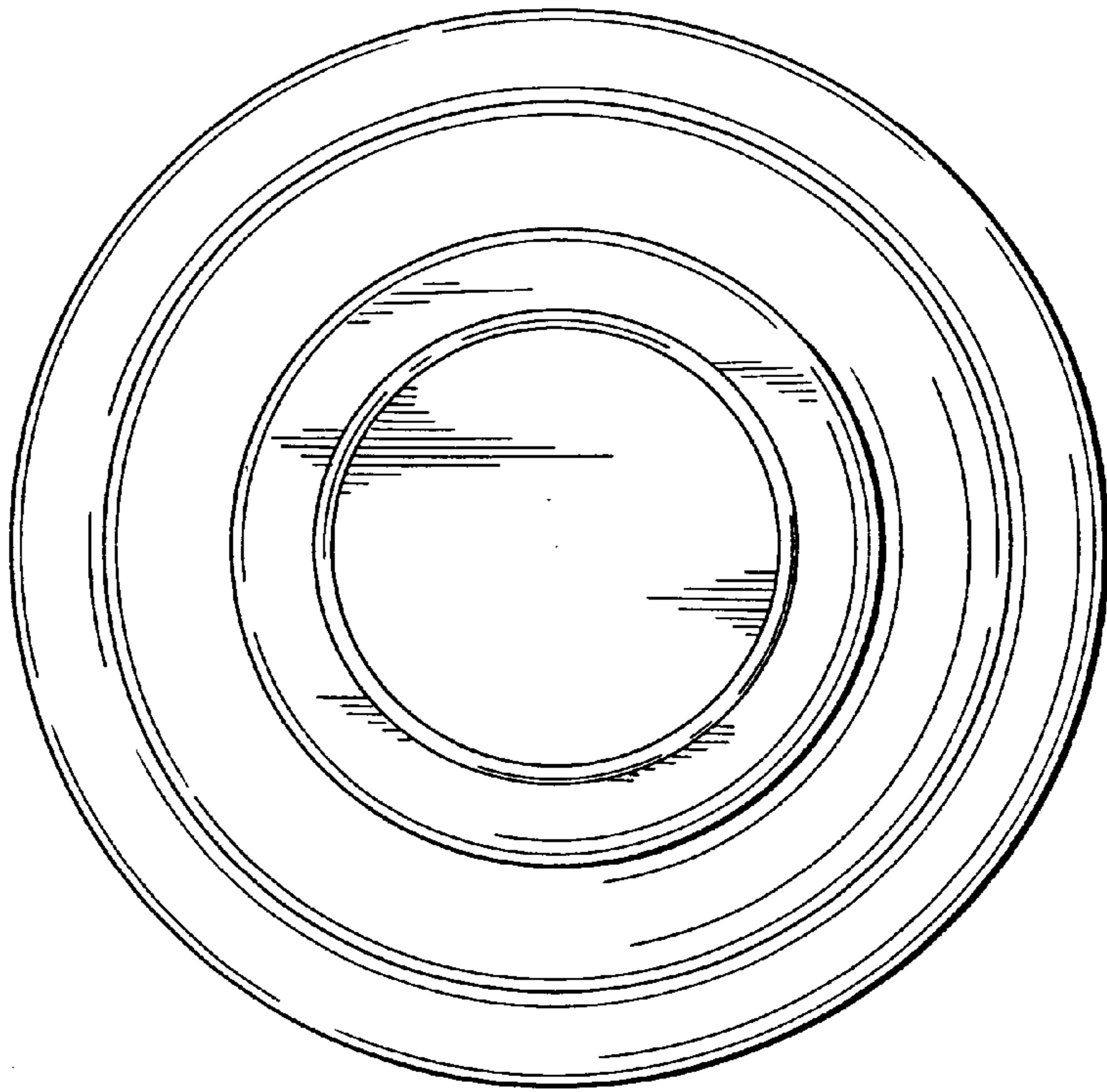


FIG. 4

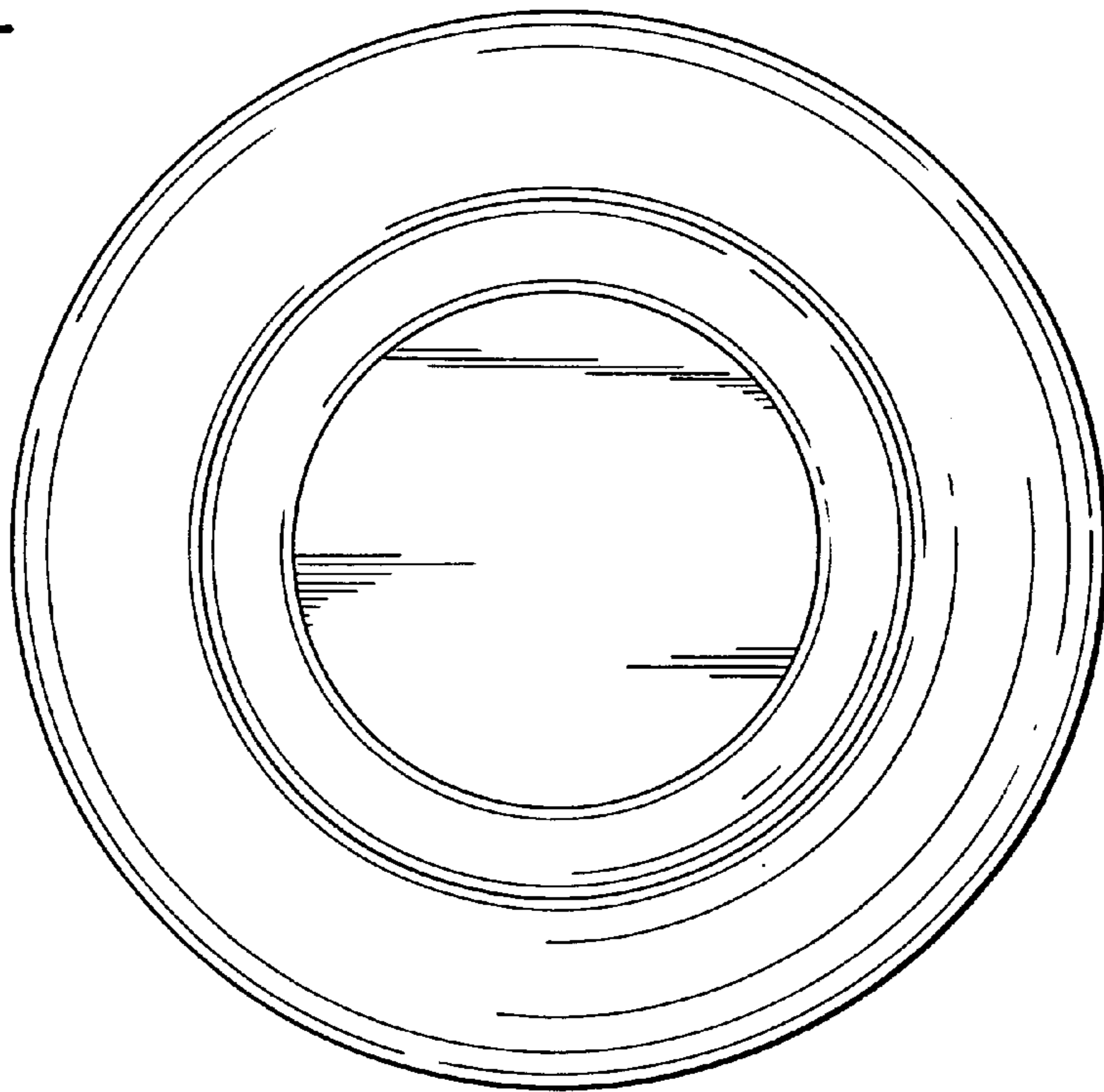



FIG. 5






FIG. 6

FIG. 7

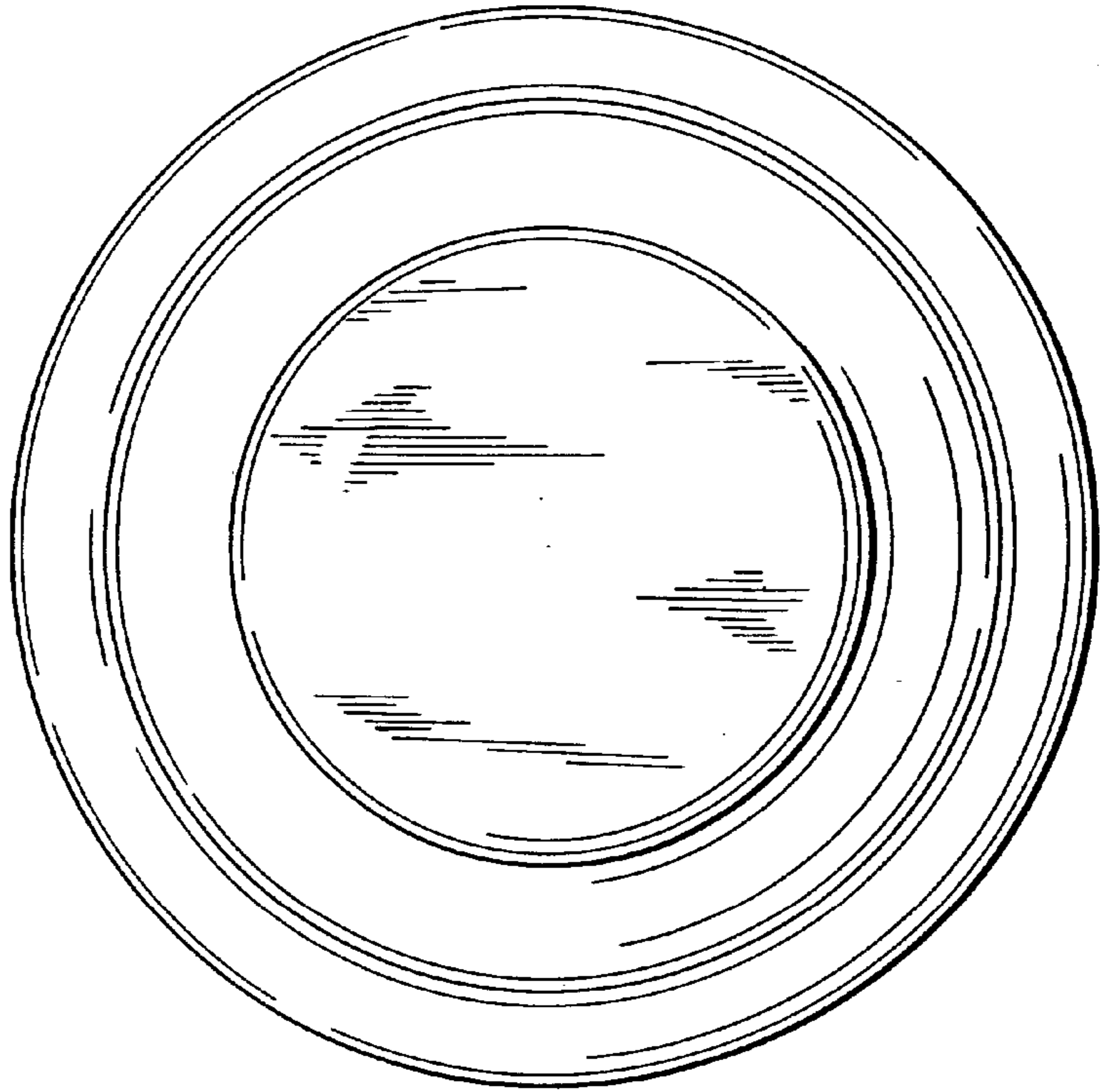


FIG. 8

