



US00D424417S

# United States Patent [19]

**Axelsson**

[11] **Patent Number: Des. 424,417**

[45] **Date of Patent: \*\* May 9, 2000**

[54] **STRAP FASTENER**

[76] Inventor: **Lennart C. Axelsson**, 9125 W. 178th St., Tinley Park, Ill. 60477

[\*\*] Term: **14 Years**

[21] Appl. No.: **29/105,652**

[22] Filed: **May 28, 1999**

[51] **LOC (7) Cl. .... 08-08**

[52] **U.S. Cl. .... D8/394; D8/396**

[58] **Field of Search ..... D8/382, 394-6; D2/637; 24/16 R, 16 PB, 20 R, 21, 22, 23 R, 23 B**

5,117,536	6/1992	Beach et al. .
5,144,726	9/1992	Calmettes et al. .
5,230,126	7/1993	Oetiker .
5,307,541	5/1994	Nagano .
5,353,478	10/1994	Spors .
5,395,343	3/1995	Iscovich .
5,548,876	8/1996	Oetiker .
5,706,558	1/1998	Sauer .

### FOREIGN PATENT DOCUMENTS

1116743	5/1956	France .
1138688	1/1963	France .
487202	12/1929	Germany .

*Primary Examiner*—B. J. Bullock  
*Attorney, Agent, or Firm*—Robert A. McCann

### [56] **References Cited**

#### U.S. PATENT DOCUMENTS

362,376	5/1887	Gould et al. .
1,118,395	11/1914	Campbell .
1,173,998	2/1916	Depew .
1,178,398	4/1916	Holmes .
1,592,479	7/1926	Williams .
1,700,451	1/1929	Ronci .
1,705,895	3/1929	Blair .
2,012,543	8/1935	Nolan .
3,082,498	3/1963	Oetiker .
3,087,221	4/1963	Armstrong .
3,189,961	6/1965	Heller .
3,283,378	11/1966	Cramton .
3,402,436	9/1968	Oetiker .
3,577,601	5/1971	Mariani .
3,909,884	10/1975	Weckesser .
3,934,918	1/1976	Kress et al. .
4,235,404	11/1980	Kraus .
4,308,648	1/1982	Fay .
4,366,602	1/1983	Conlon et al. .
4,402,113	9/1983	Smith .
4,518,297	5/1985	Kraus .
4,638,531	1/1987	Ribrant .
4,843,686	7/1989	Bartholomew .
4,907,319	3/1990	Calmettes et al. .
4,919,682	4/1990	Bellazzi .
4,987,652	1/1991	Spaulding .
5,028,021	7/1991	Sugiyama et al. .
5,111,555	5/1992	Oetiker .

### [57] **CLAIM**

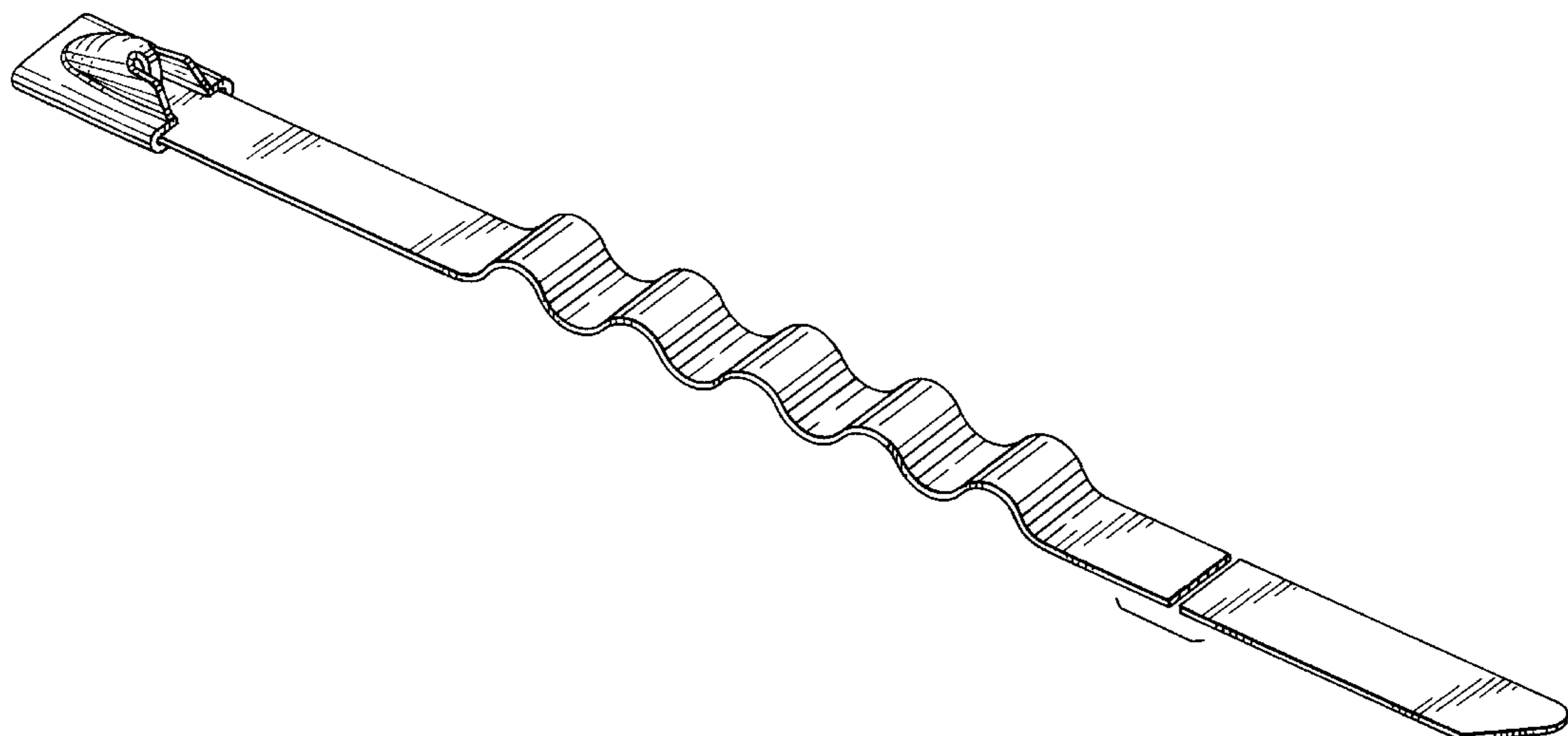
The ornamental design for a strap fastener, as shown and described.

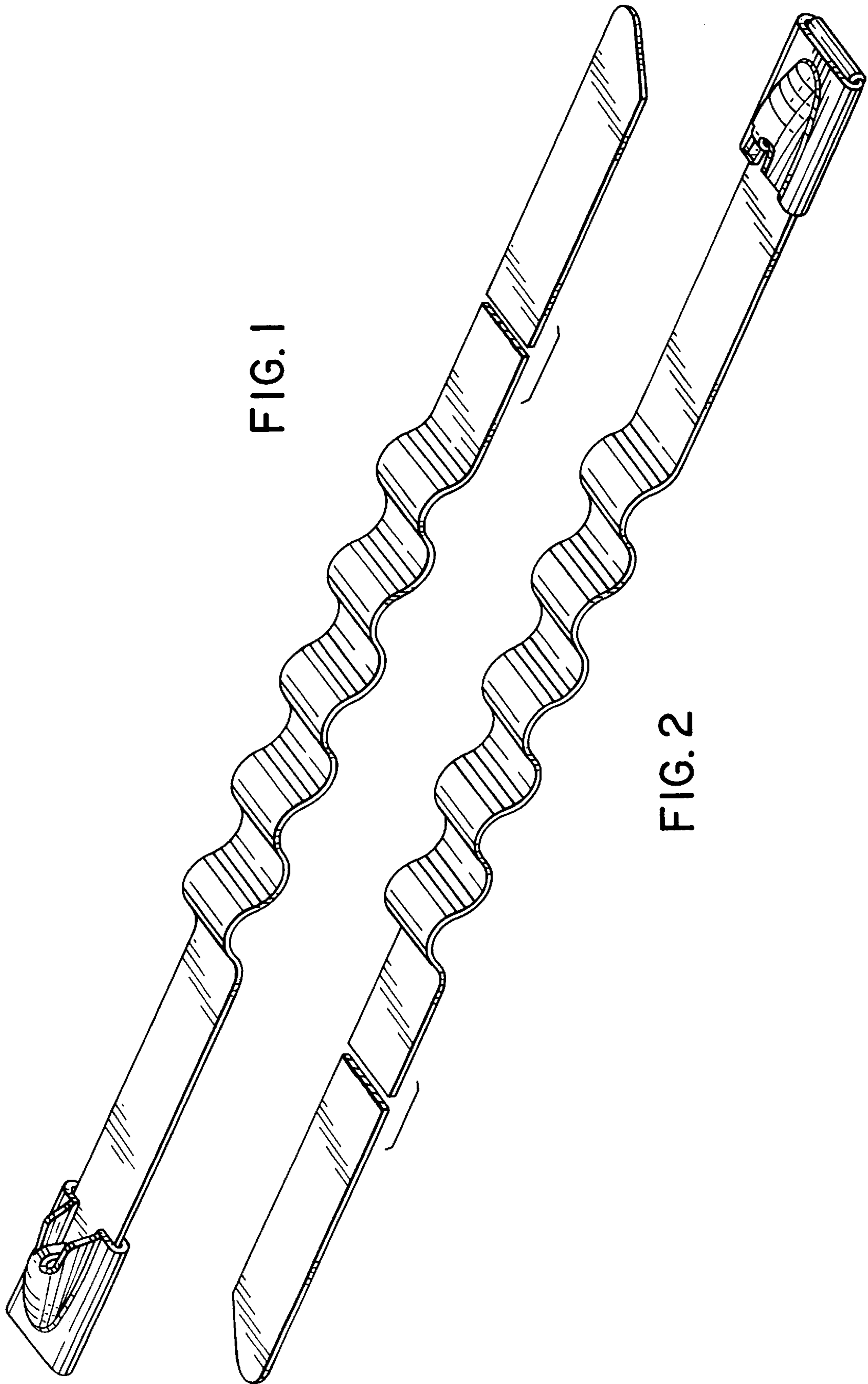
### DESCRIPTION

FIG. 1 is a top left perspective view of a strap fastener; FIG. 2 is a top right perspective view of the strap fastener of FIG. 1; FIG. 3 is a bottom rear left perspective view of the strap fastener of FIG. 1; FIG. 4 is an enlarged left side view of the strap fastener of FIG. 1; FIG. 5 is an enlarged right side view of the strap fastener of FIG. 1; FIG. 6 is an enlarged top view of the strap fastener of FIG. 1; FIG. 7 is an enlarged bottom view of the strap fastener of FIG. 1; FIG. 8 is an enlarged front view of the strap fastener of FIG. 1; and, FIG. 9 is an enlarged rear view of the strap fastener of FIG. 1.

The portion of the strap adjacent the angled end is shown broken away to indicate indeterminate length while the portion of the strap adjacent the locking head is shown broken away in FIG. 4-7 for ease of illustration.

**1 Claim, 3 Drawing Sheets**





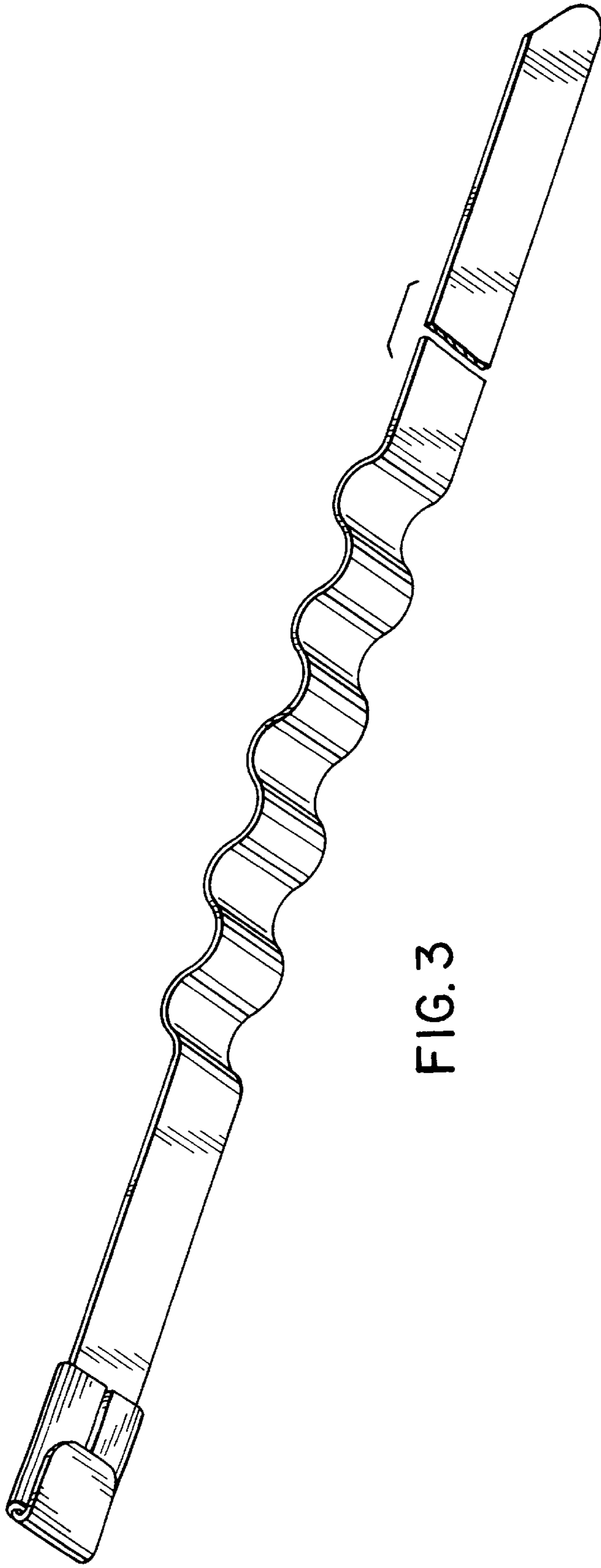


FIG. 3

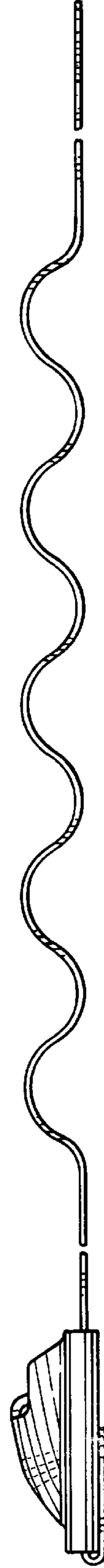


FIG. 4



FIG. 5

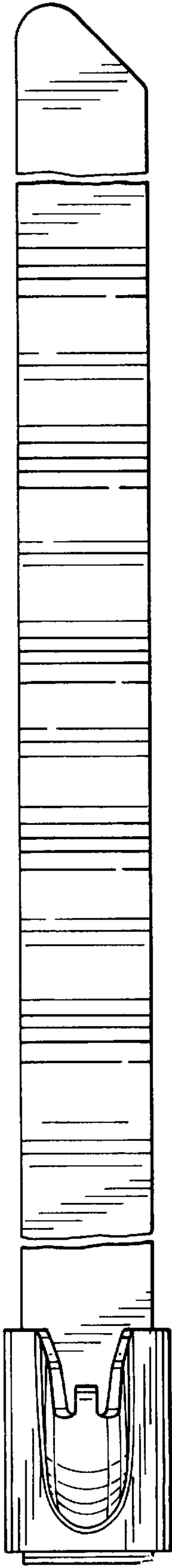


FIG. 6

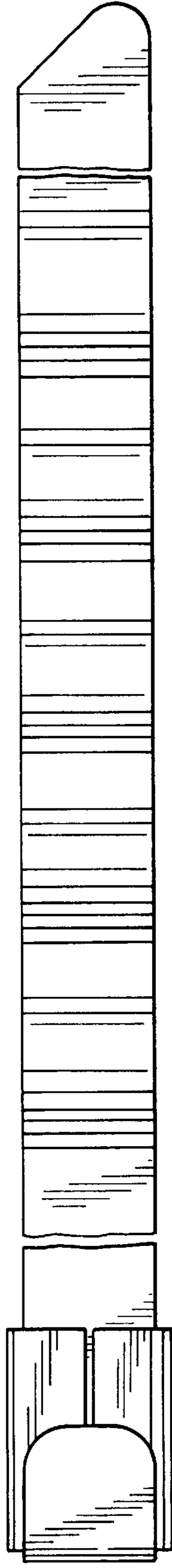


FIG. 7

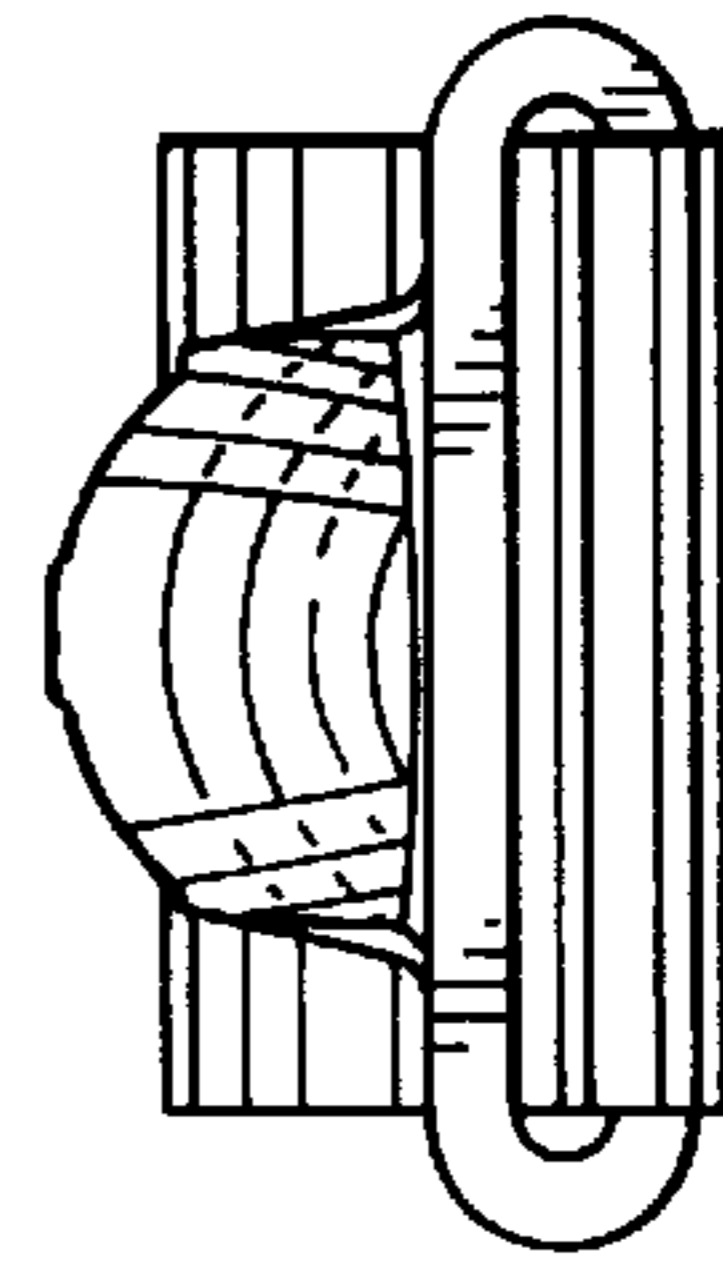


FIG. 8

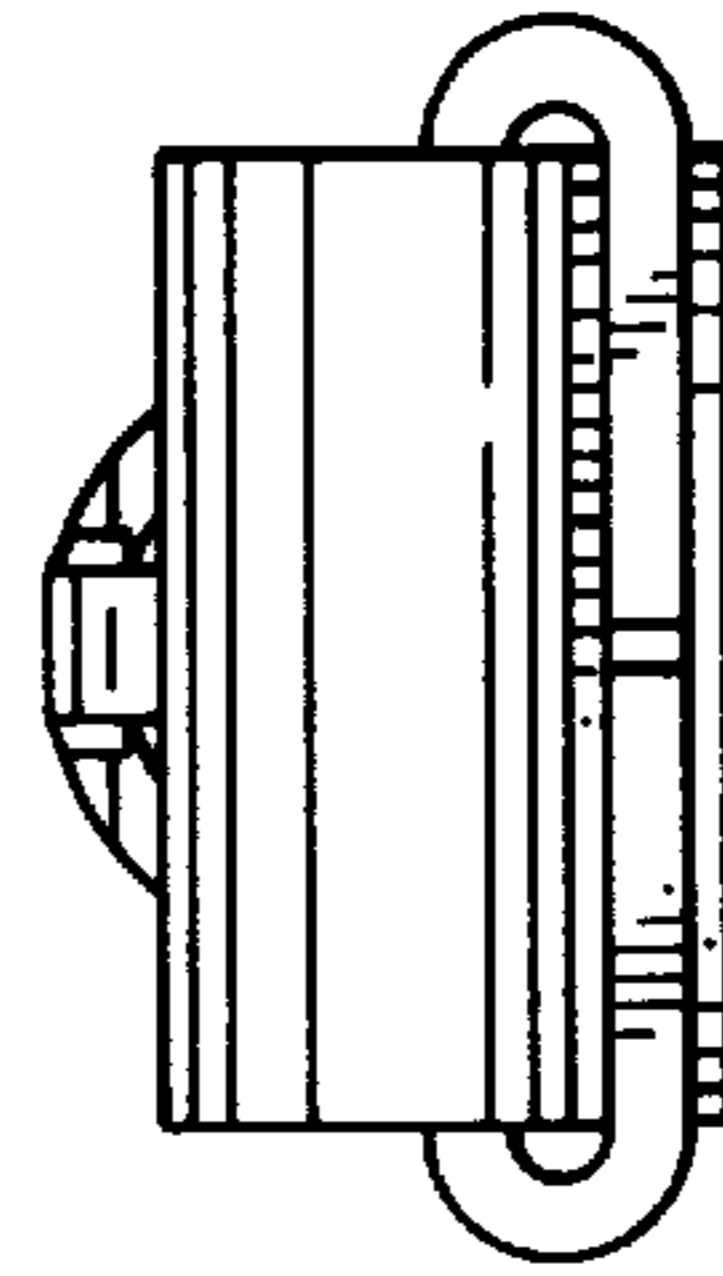


FIG. 9