



US00D424404S

United States Patent [19]
Jensen et al.

[11] **Patent Number:** **Des. 424,404**
[45] **Date of Patent:** **** May 9, 2000**

[54] **DOOR CLOSER**

[75] Inventors: **James E. Jensen; Rex H. Lasson; Jeffrey Lewis Fenwick**, all of Princeton; **Thomas Ned Trumpinski**, Sublette; **Laura Ann Tonozzi**, LaSalle, all of Ill.; **Paul K. Metaxatos**, Collinsville, Conn.; **James D. Stryker**, Pittstown, N.J.; **Robert H. Bruno**, Avon, Conn.

[73] Assignee: **Schlage Lock Company**, San Francisco, Calif.

[**] Term: **14 Years**

[21] Appl. No.: **29/096,596**

[22] Filed: **Nov. 16, 1998**

[51] **LOC (7) Cl.** **08-07**

[52] **U.S. Cl.** **D8/330**

[58] **Field of Search** D8/330, 331, 343, D8/346, 450; 16/49, 52, 59, 62, 71

[56] **References Cited**

U.S. PATENT DOCUMENTS

D. 261,099	10/1981	Russell	D8/330
D. 273,457	4/1984	Matsuo et al.	D8/330
D. 274,212	6/1984	Shohoji	D8/330
D. 281,762	12/1985	Okazaki	D8/330
3,415,562	12/1968	Petersen	16/49 X

OTHER PUBLICATIONS

Item 1250 High Impact Cover, Sargent Door Closers, May 1983, p. 3.
Full Cover, Russwin Door Closers, p. 12–11, Mar. 1986.

Primary Examiner—Susan J. Lucas
Assistant Examiner—Jennifer Rivard
Attorney, Agent, or Firm—Michael H. Minns

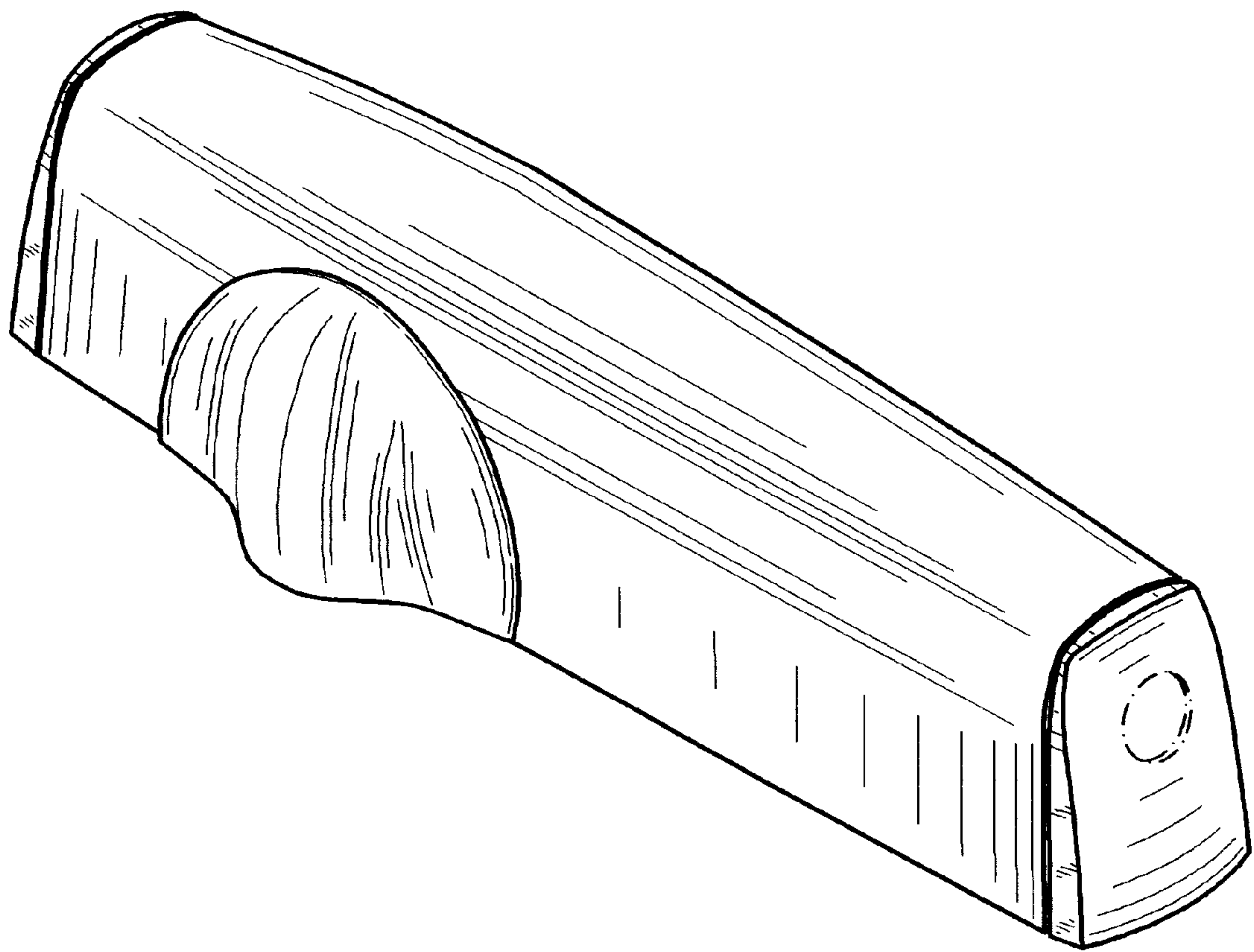
[57] **CLAIM**

The ornamental design for a door closer, as shown and described.

DESCRIPTION

FIG. 1 is a perspective view of a door closer showing our new design;
FIG. 2 is a top plan view of a design of door closer according to the present invention;
FIG. 3 is a front view of a design of door closer according to the present invention, the rear being unornamented;
FIG. 4 is a bottom view of a design of door closer according to the present invention;
FIG. 5 is a left side view of a design of door closer according to the present invention; and,
FIG. 6 is a right side view of a design of door closer according to the present invention.
The broken line disclosure is for illustrative purposes only and forms no part of the claimed design.

1 Claim, 2 Drawing Sheets



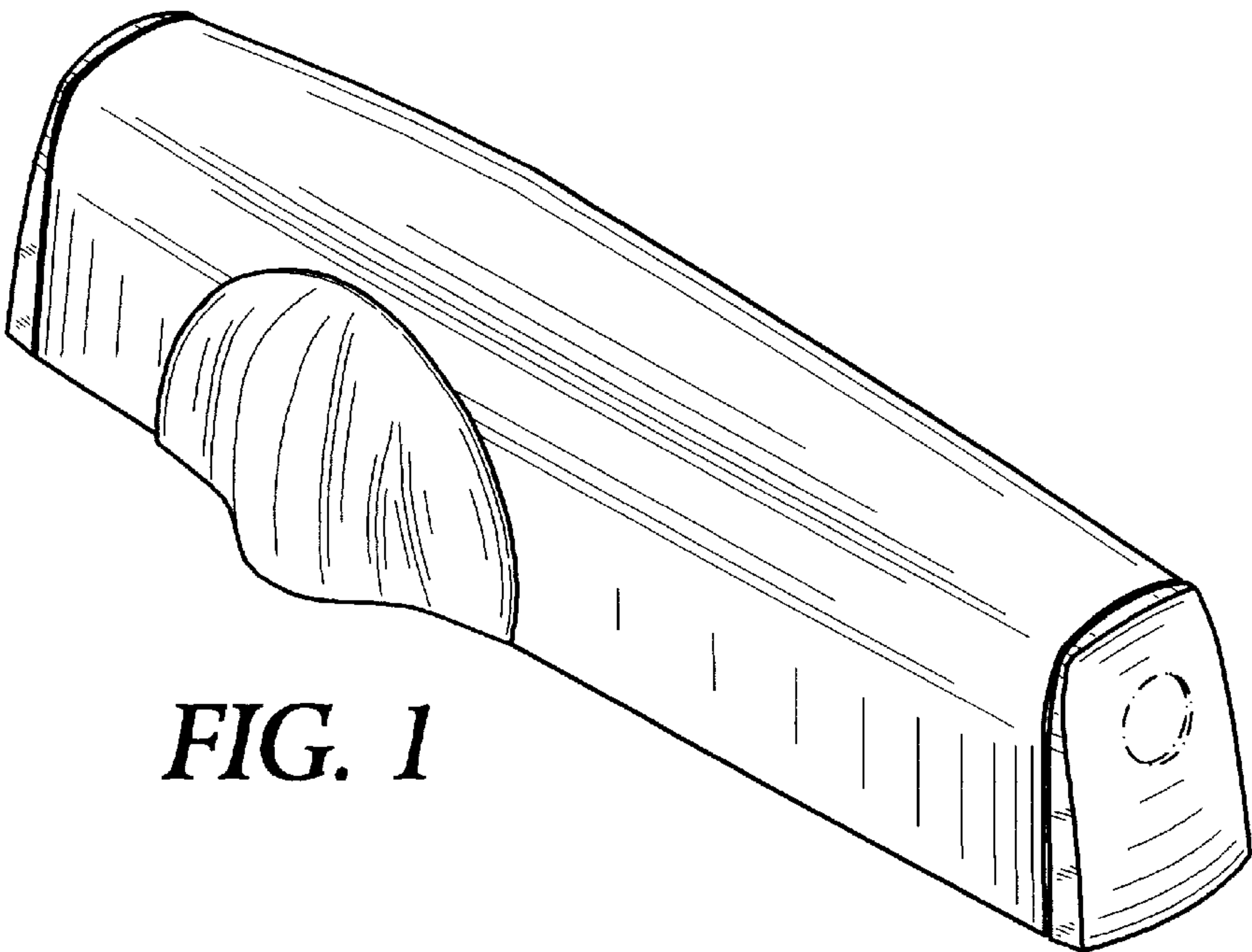


FIG. 1

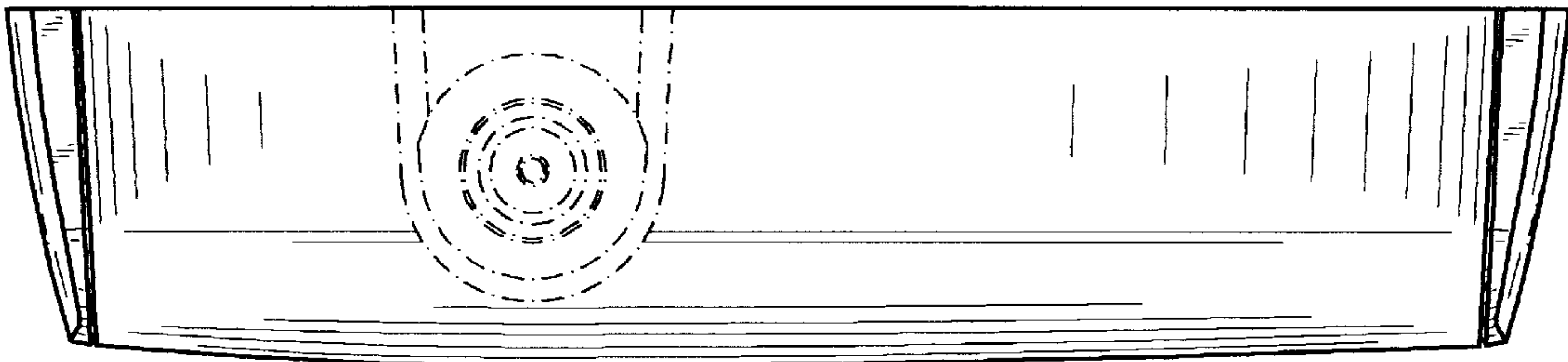


FIG. 2




FIG. 3

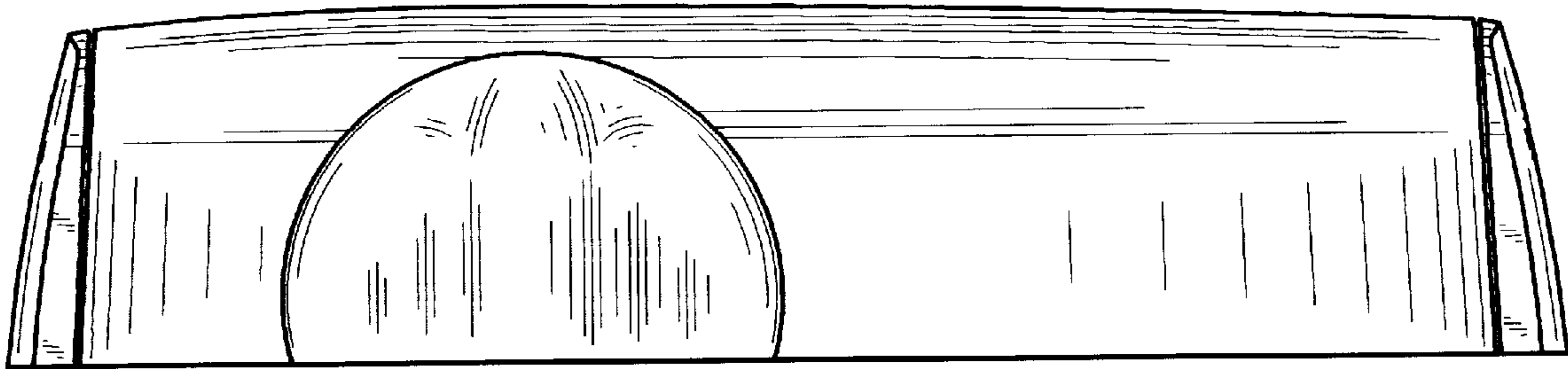


FIG. 4

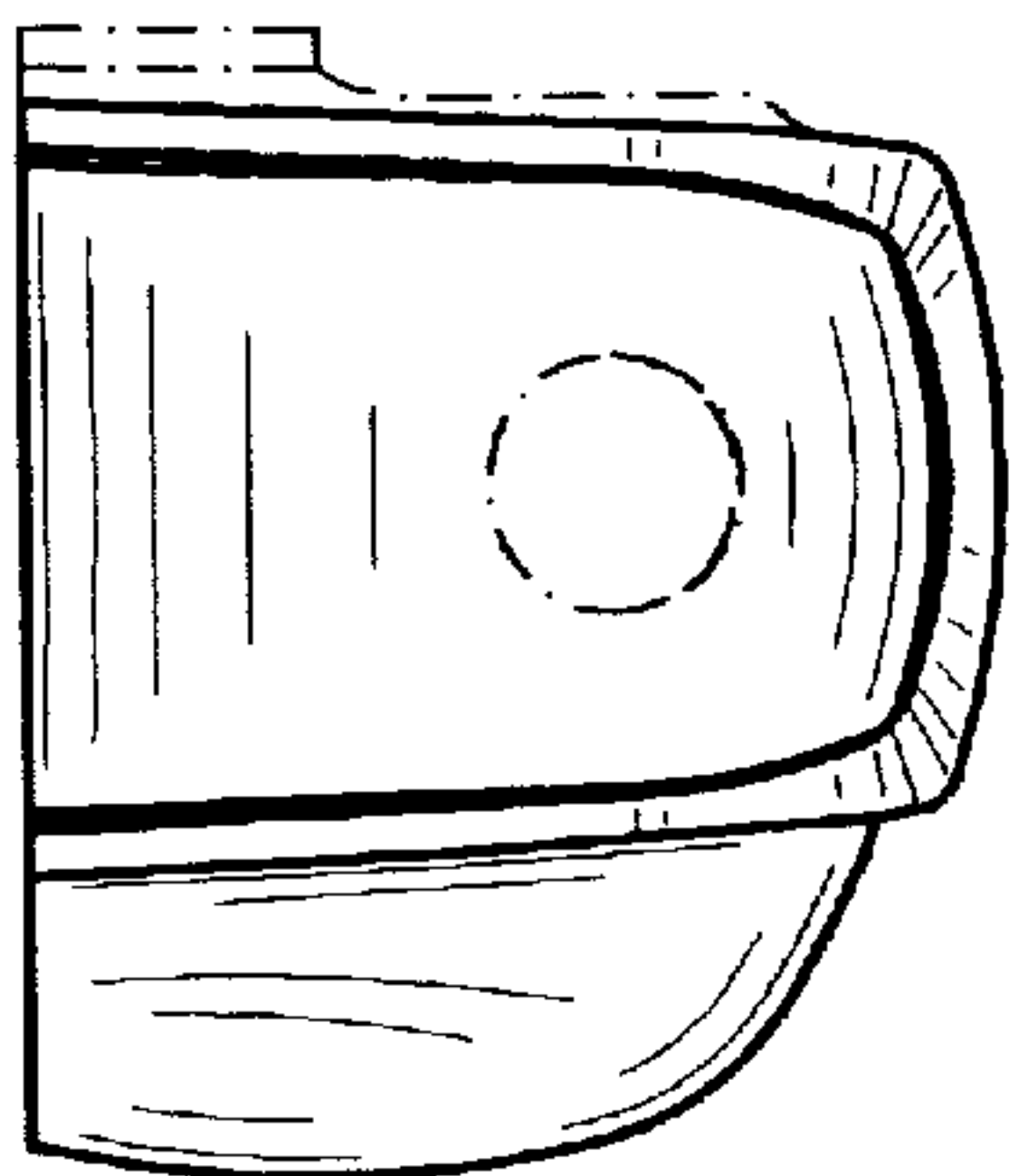


FIG. 5

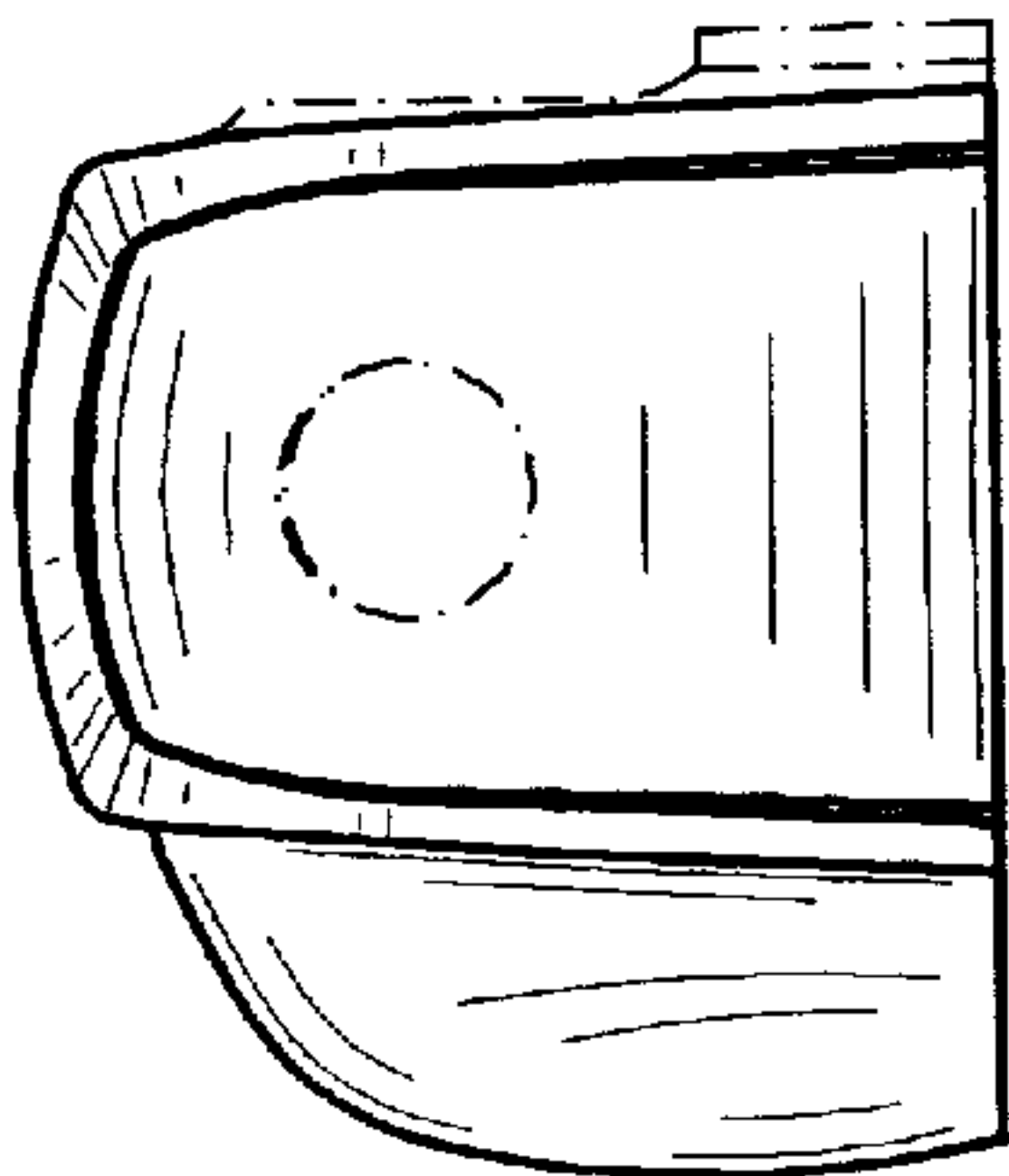


FIG. 6