



US00D424402S

**United States Patent** [19]  
**Caugh et al.**

[11] **Patent Number: Des. 424,402**  
[45] **Date of Patent: \*\* May 9, 2000**

[54] **PULL**

[75] Inventors: **Gerald Caugh**, Rockford; **Kevin DeWald**, Spring Lake; **Deborah Mattson**, Plainwell, all of Mich.

[73] Assignee: **Belwith International**, Grandville, Mich.

[\*\*] Term: **14 Years**

[21] Appl. No.: **29/058,120**

[22] Filed: **Aug. 8, 1996**

**Related U.S. Application Data**

[62] Division of application No. 29/043,393, Sep. 1, 1995, Pat. No. Des. 377,445, which is a division of application No. 29/015,019, Nov. 5, 1993, Pat. No. Des. 369,289.

[51] **LOC (7) Cl.** ..... **08-06**

[52] **U.S. Cl.** ..... **D8/317**

[58] **Field of Search** ..... D8/300, 315-320;  
16/110 R, 111 R, 124

[56] **References Cited**

**U.S. PATENT DOCUMENTS**

D. 235,730 7/1975 Bush ..... D8/317  
569,768 10/1896 Ray ..... 16/111 R

**OTHER PUBLICATIONS**

Belwith Cat.; p 10; Pull P251, ©1987.  
Belwith Cat.; p. 29; Pull 789, ©1987.

*Primary Examiner*—B. J. Bullock

*Attorney, Agent, or Firm*—Rader, Fishman & Grauer PLLC

[57] **CLAIM**

The ornamental design for a pull, as shown and described.

**DESCRIPTION**

FIG. 1 is a front elevational view of the pull of the present invention; and,  
FIG. 2 is a bottom view of the pull of FIG. 1, the top being a mirror image.

**1 Claim, 1 Drawing Sheet**

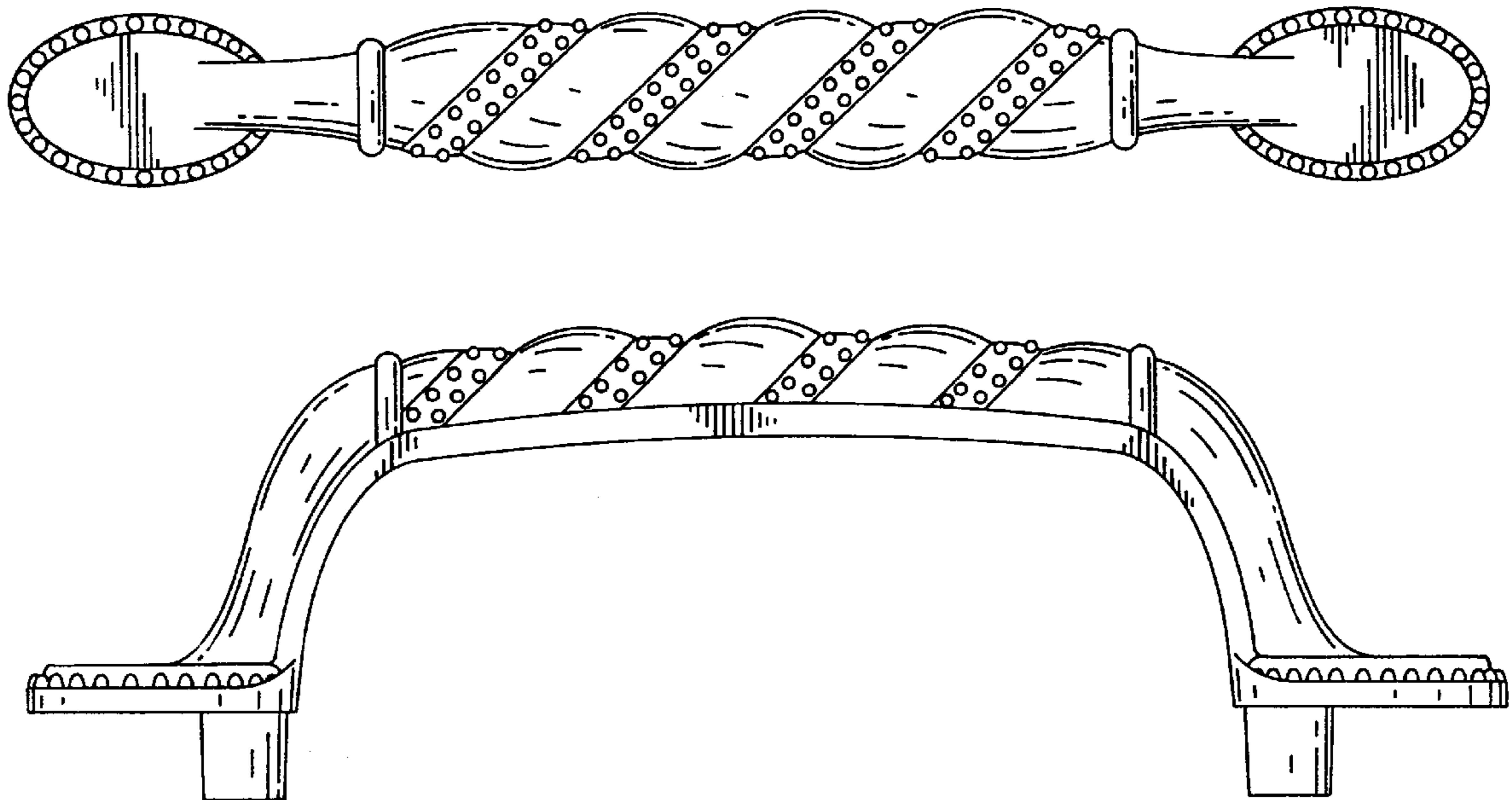


FIG 1

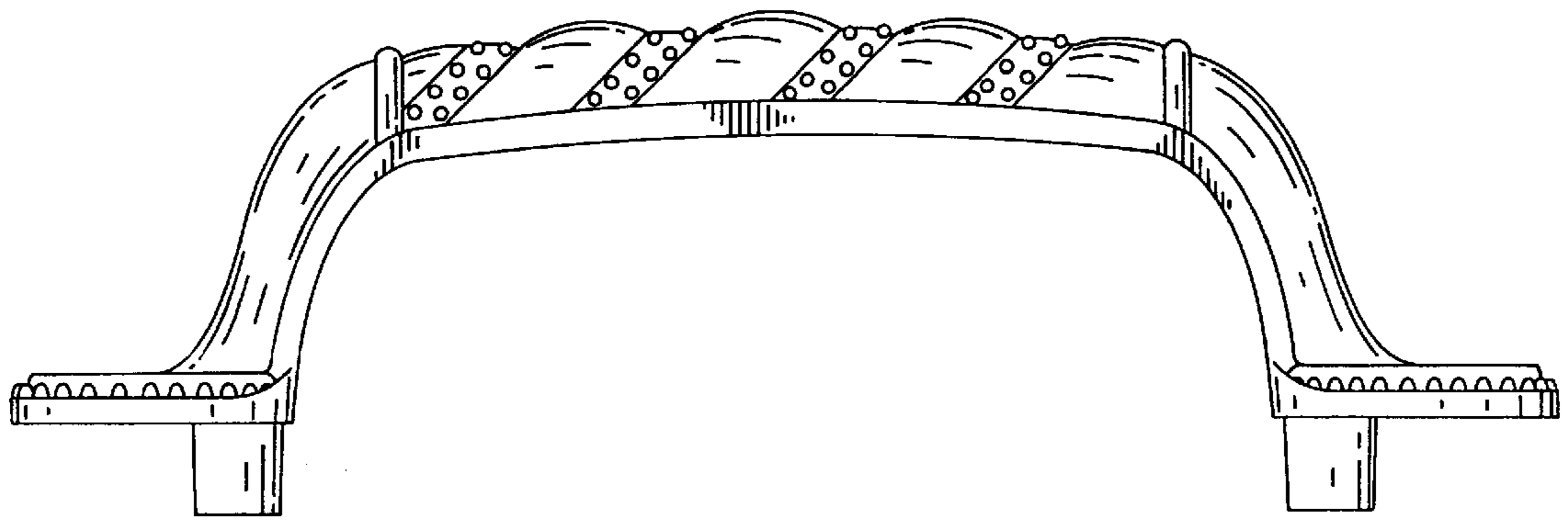



FIG 2