



US00D424399S

United States Patent [19] Staton

[11] **Patent Number: Des. 424,399**

[45] **Date of Patent: ** May 9, 2000**

[54] **TOOL GRIP**

[75] Inventor: **John Staton**, Bristol, Conn.

[73] Assignee: **The Stanley Works**, New Britain, Conn.

[**] Term: **14 Years**

[21] Appl. No.: **29/105,701**

[22] Filed: **May 28, 1999**

[51] **LOC (7) Cl.** **08-05**

[52] **U.S. Cl.** **D8/107**

[58] **Field of Search** D7/393, 395, 401.2;
D8/107, 98, 300, 303, DIG. 7, DIG. 8,
47; 81/177.1, 489; 16/110.1, 422, 430,
431

[56] **References Cited**

U.S. PATENT DOCUMENTS

D. 176,898	2/1956	Anderson et al.	D83/1
D. 233,122	10/1974	Fauzza et al.	D7/152
D. 288,400	2/1987	Vosbikian	D8/1
D. 300,506	4/1989	Pedone	D8/303
D. 303,748	10/1989	Yamagishi	D7/152
D. 303,921	10/1989	Blochlinger et al.	D8/98

D. 368,011	3/1996	McCoy	D8/303
D. 375,036	10/1996	David et al.	D8/303
D. 381,887	8/1997	Chen	D8/303
D. 391,127	2/1998	Yeh	D8/107
5,617,605	4/1997	Hoerner et al.	15/105
5,781,958	7/1998	Meessmann et al.	15/167.1
5,816,337	10/1998	Kun-Chuan	172/372

Primary Examiner—Alan P. Douglas
Assistant Examiner—Reid Hecker
Attorney, Agent, or Firm—Pillsbury Madison & Sutro LLP

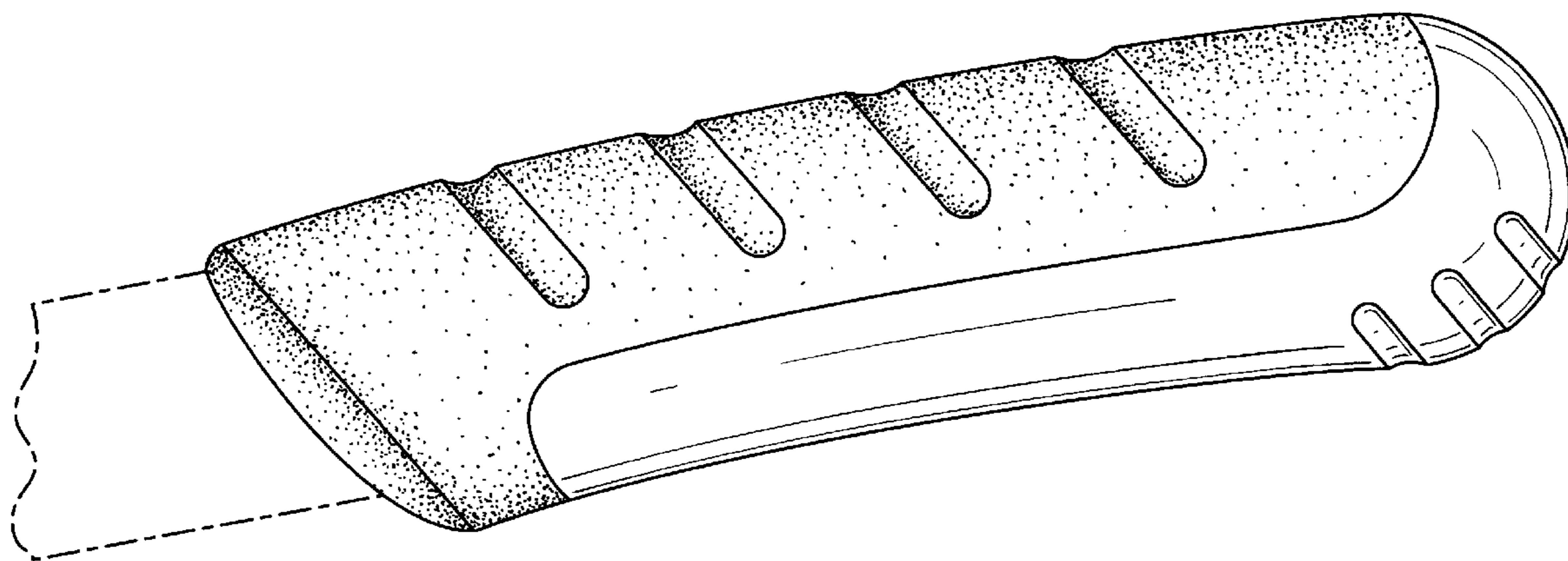
[57] **CLAIM**

The ornamental design for a tool grip, as shown and described.

DESCRIPTION

FIG. 1 is a perspective view of a tool grip showing my new design, looking downward on the front and left hand side thereof;
FIG. 2 is a left side elevational view thereof, the right side elevational view being a mirror image thereof;
FIG. 3 is a top plan view thereof;
FIG. 4 is a bottom plan view thereof;
FIG. 5 is a rear elevational view thereof; and,
FIG. 6 is a front elevational view thereof.

1 Claim, 4 Drawing Sheets



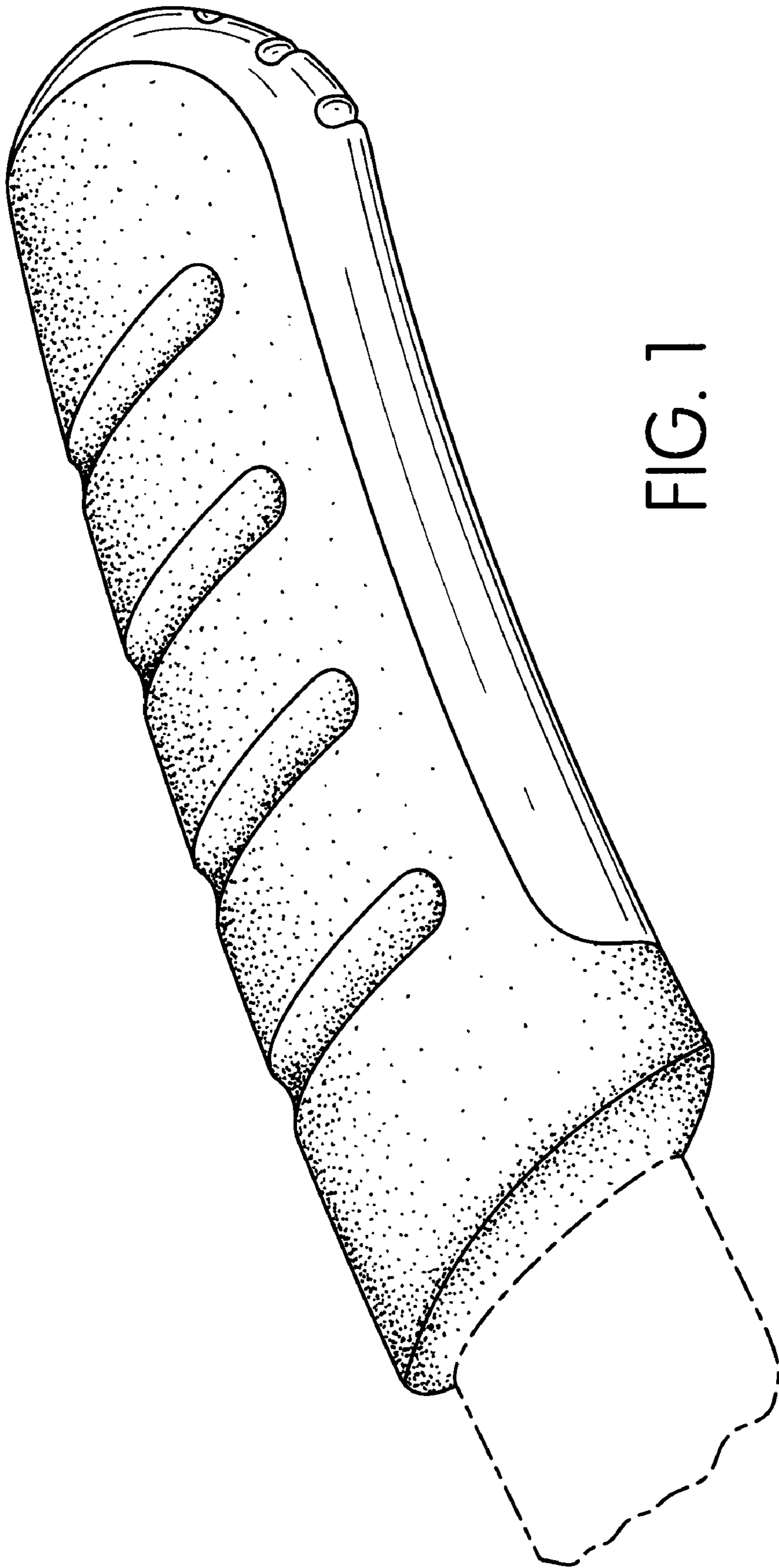


FIG. 7

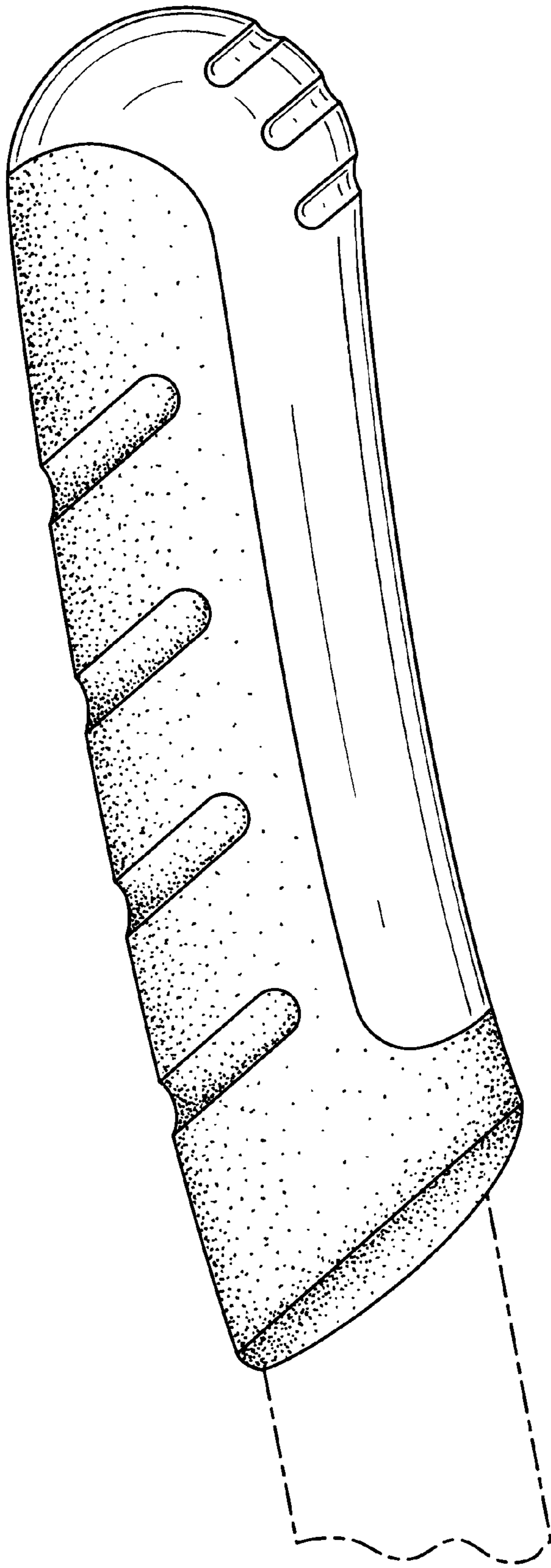


FIG. 2

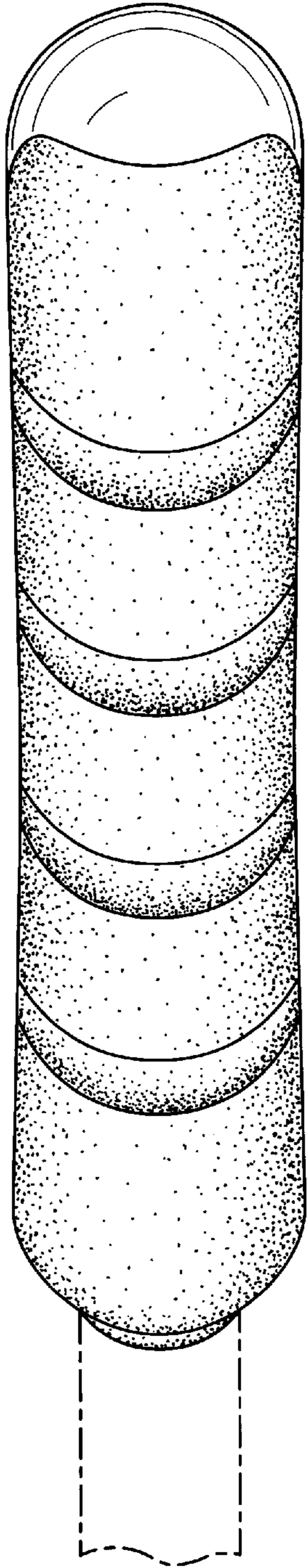


FIG. 3




FIG. 4

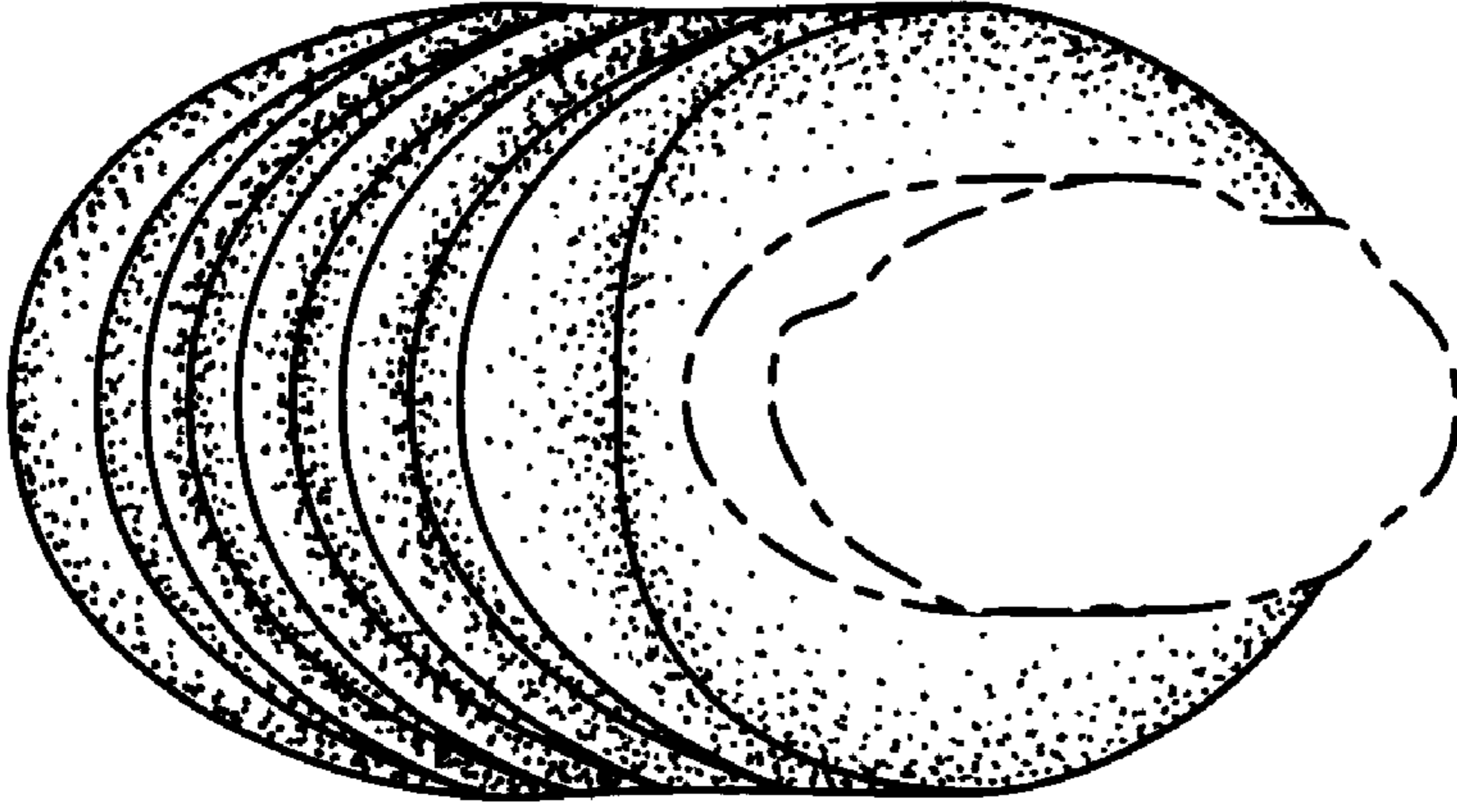


FIG. 6

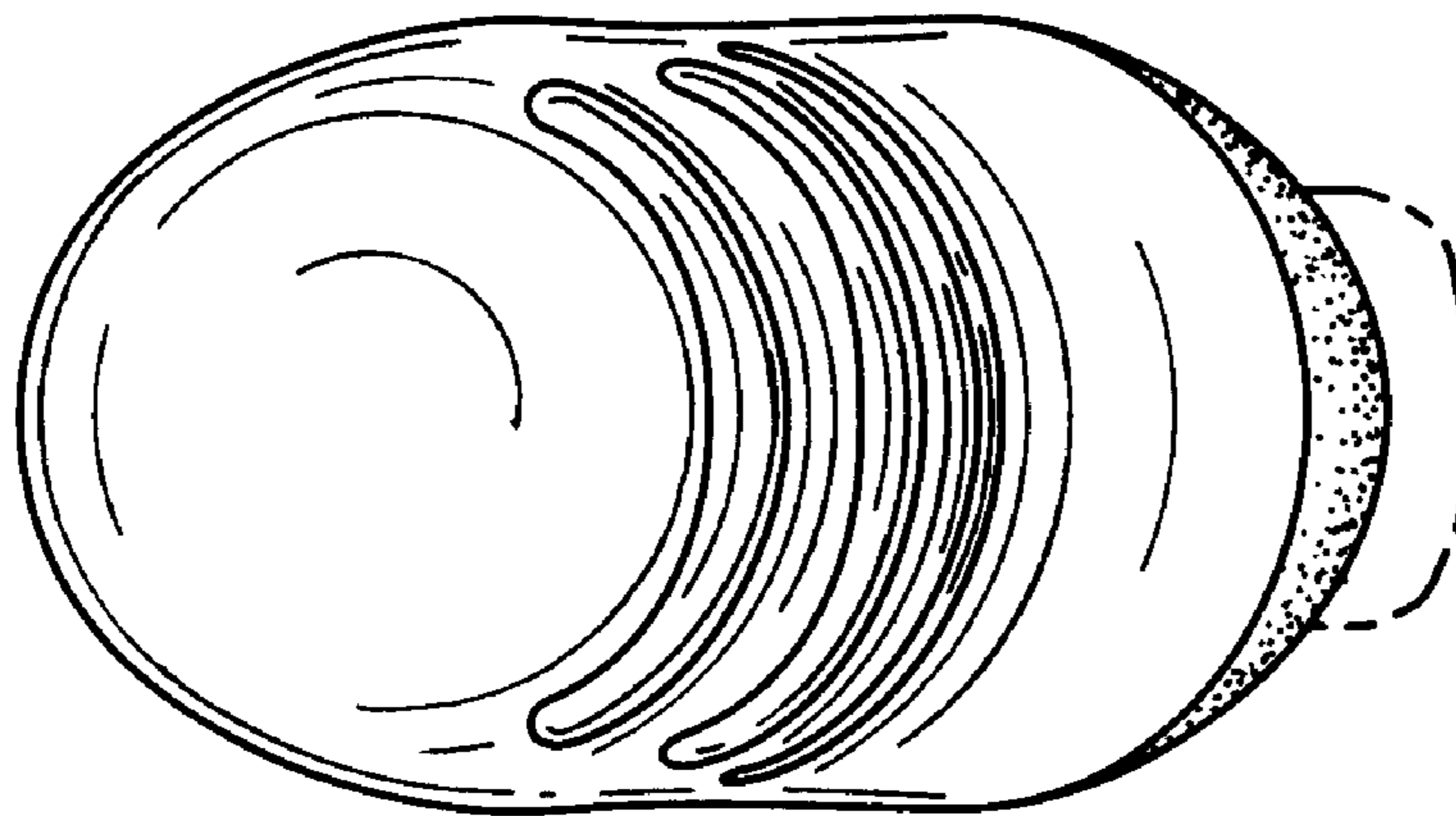


FIG. 5