



US00D424396S

United States Patent [19] Jacoff

[11] Patent Number: Des. 424,396

[45] Date of Patent: ** May 9, 2000

[54] HAMMER HANDLE

[75] Inventor: Richard Jacoff, Mineola, N.Y.

[73] Assignee: Great Neck Saw Manufacturers, Inc.,
Mineola, N.Y.

[**] Term: 14 Years

[21] Appl. No.: 29/089,736

[22] Filed: Jun. 22, 1998

Related U.S. Application Data

[60] Division of application No. 29/075,085, Aug. 12, 1997, Pat. No. Des. 407,000, which is a continuation-in-part of application No. 29/068,486, Mar. 21, 1997, Pat. No. Des. 403,223.

[51] LOC (7) Cl. 08-02

[52] U.S. Cl. D8/80; D8/107

[58] Field of Search D8/78, 79, 80,
D8/75, 76, 77, 107; 81/19, 20, 21, 22, 23,
24, 25, 489; 16/110 R

[56] References Cited

U.S. PATENT DOCUMENTS

D. 157,883 3/1950 Maxwell D8/80

D. 237,582	11/1975	Fredrick	D8/75
D. 273,582	4/1984	Kolonia	D8/80
D. 285,284	8/1986	Blomqvist	D8/77
D. 325,863	5/1992	Chen	D8/75
D. 329,796	9/1992	Olson et al.	D8/80
3,844,321	10/1974	Cook	81/19
4,723,582	2/1988	Caspall	81/20
5,372,053	12/1994	Lee	81/20

Primary Examiner—Philip S. Hyder
Attorney, Agent, or Firm—Joseph J. Previto

[57] CLAIM

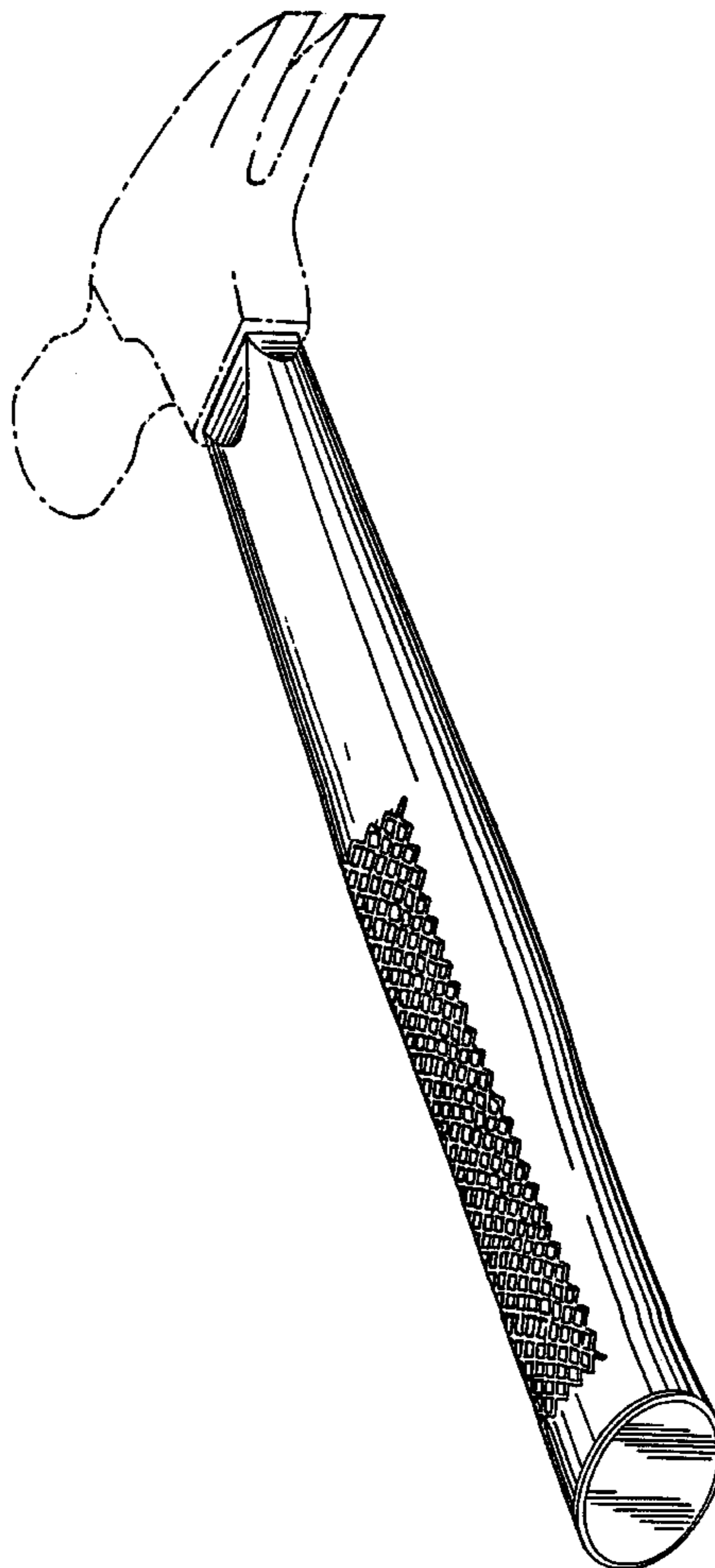
The ornamental design of a hammer handle, as shown and described.

DESCRIPTION

FIG. 1 is a perspective view of a hammer handle showing my new design;
FIG. 2 is a front elevational view thereof, the rear view being identical; and,
FIG. 3 is a side elevational view thereof, both side views being identical.

The broken line portions of the disclosure are for illustrative purposes only and form no part of the claimed design.

1 Claim, 2 Drawing Sheets



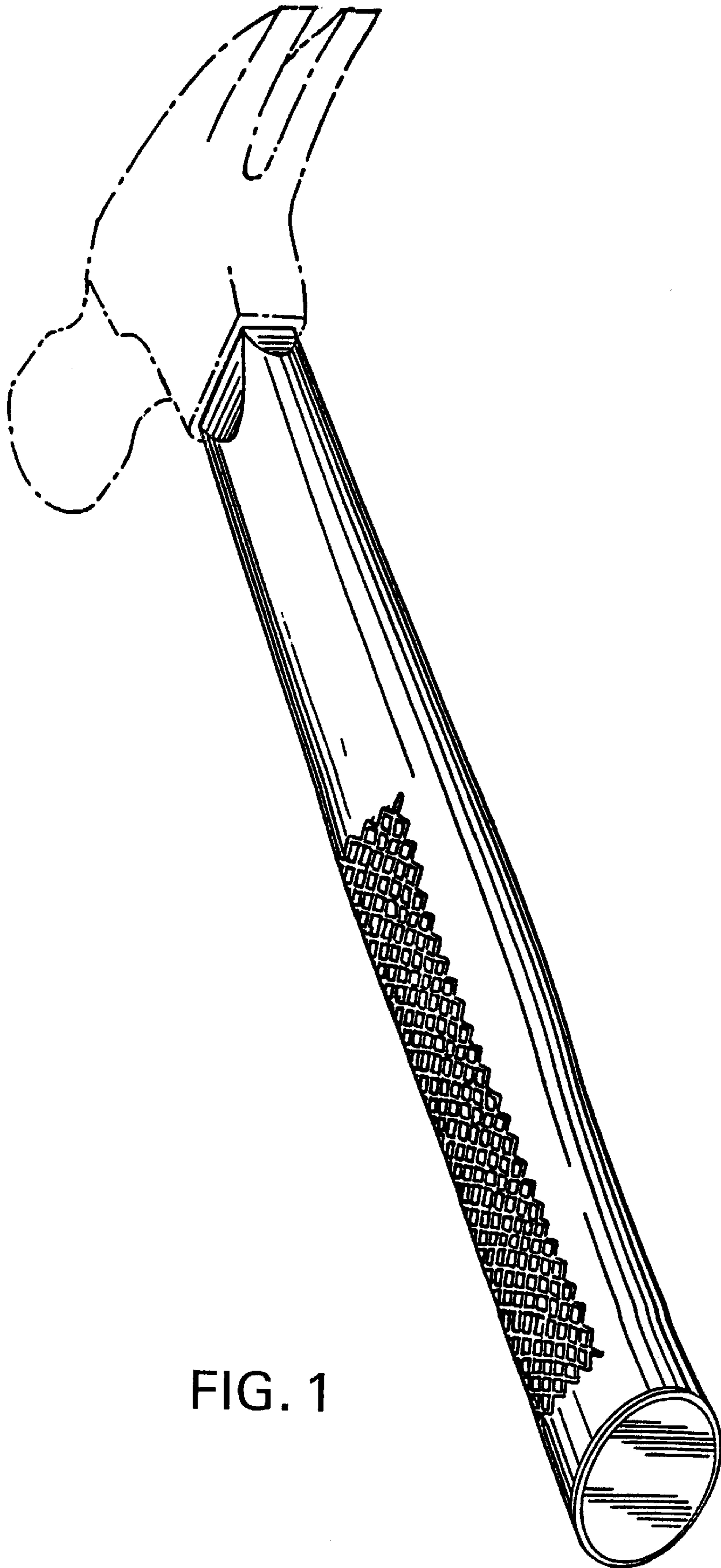


FIG. 1

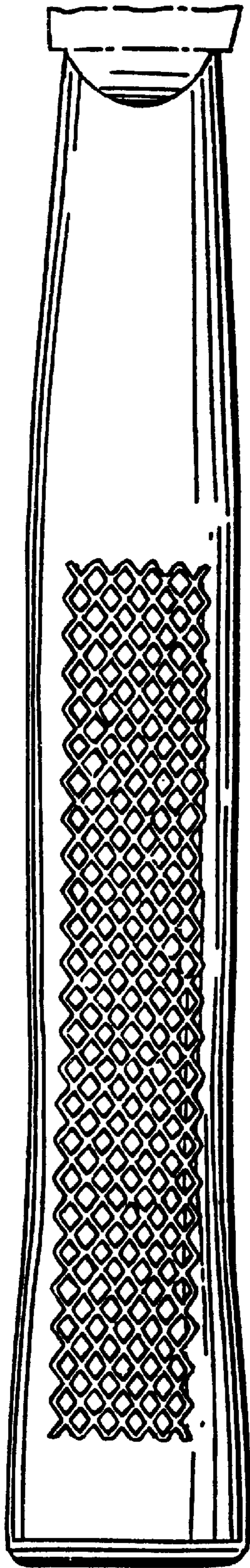


FIG. 2

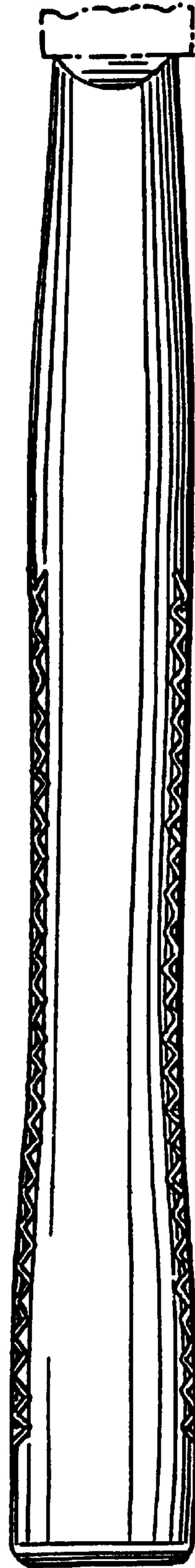


FIG. 3