



US00D424394S

# United States Patent [19]

[11] **Patent Number: Des. 424,394**

**Lamond et al.**

[45] **Date of Patent: \*\* May 9, 2000**

## [54] SLIPJOINT PLIERS

## OTHER PUBLICATIONS

[75] Inventors: **Donald R. Lamond**, Lynbrook, N.Y.;  
**Christopher Claypool**, Hoboken, N.J.

Malco Catalog No. 790, "Slip Joint Pliers", p. 20, Sep. 1980.  
Groit's Garage Catalog, "Europe's Highest Performance Pliers", p. 3, Dec. 1994.

[73] Assignee: **General Housewares Corporation**,  
Terre Haute, Ind.

*Primary Examiner*—Alan P. Douglas  
*Assistant Examiner*—Reid Hecker  
*Attorney, Agent, or Firm*—McDermott, Will & Emery

[\*\*] Term: **14 Years**

[21] Appl. No.: **29/104,174**

## [57] CLAIM

[22] Filed: **Apr. 29, 1999**

The ornamental design for slipjoint pliers, as shown and described.

[51] **LOC (7) Cl.** ..... **08-05**

## DESCRIPTION

[52] **U.S. Cl.** ..... **D8/58**

[58] **Field of Search** ..... D8/51, 52, 55,  
D8/58; 81/385, 405, 407, 408, 409, 411,  
415, 416, 417, 418, 427.5

FIG. 1 is a front, top perspective view of slipjoint pliers according to the present invention;

FIG. 2 is a rear, top perspective view of the present invention;

FIG. 3 is a front elevational view of the present invention;

FIG. 4 is a rear elevational view of present invention;

FIG. 5 is a right side elevational view of the present invention, which is a mirror image of the left side elevational view;

FIG. 6 is a top elevational view of the present invention; and,


FIG. 7 is a bottom elevational view of the present invention.

## [56] References Cited

### U.S. PATENT DOCUMENTS

D. 310,951	10/1990	Monnet	.....	D8/52
D. 344,224	2/1994	Imhoff	.....	D8/52
D. 350,265	9/1994	Mellits et al.	.....	D8/52
D. 358,312	5/1995	Keenan	.....	D8/52
D. 369,534	5/1996	Liou	.....	D8/52
3,921,237	11/1975	Steiner	.....	7/5.4
4,206,663	6/1980	Pace	.....	81/311
4,903,558	2/1990	Le Duc	.....	91/416

**1 Claim, 6 Drawing Sheets**






FIG. 1




FIG. 2

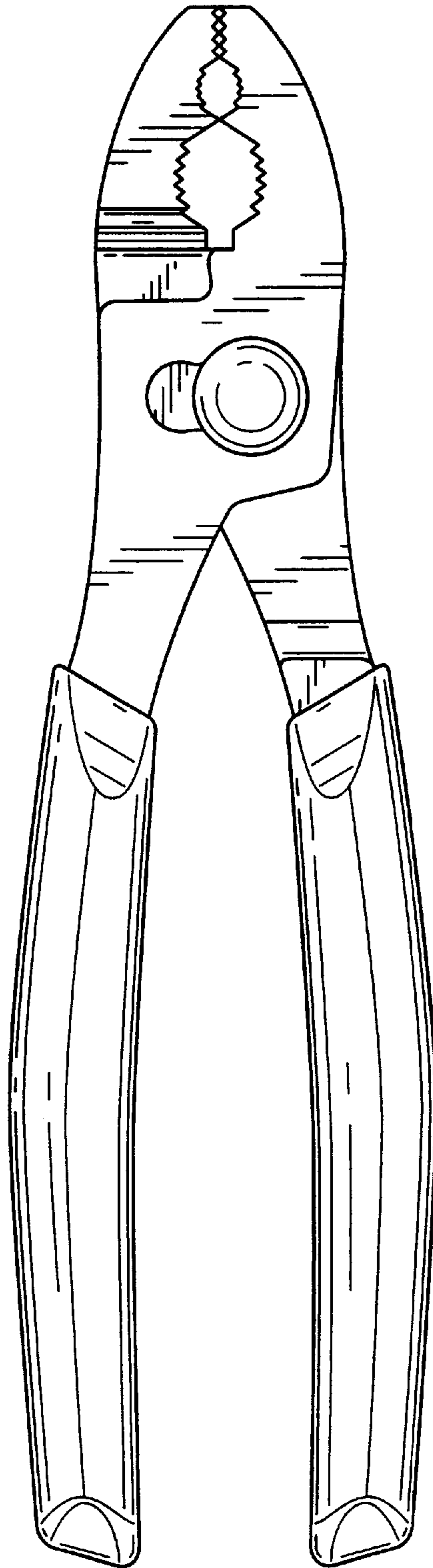


FIG. 3

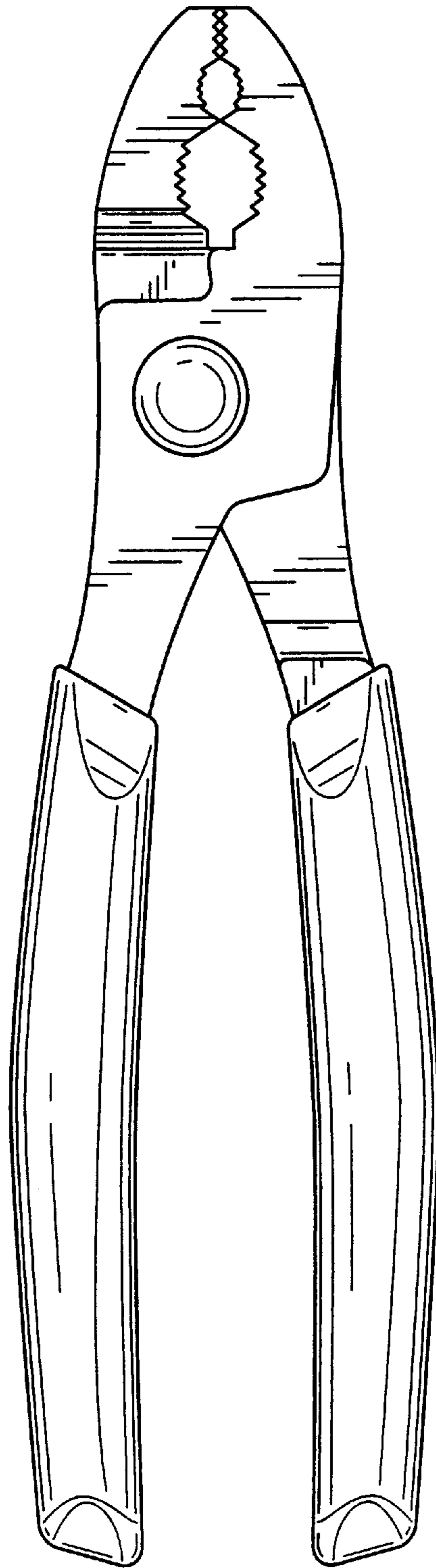


FIG. 4

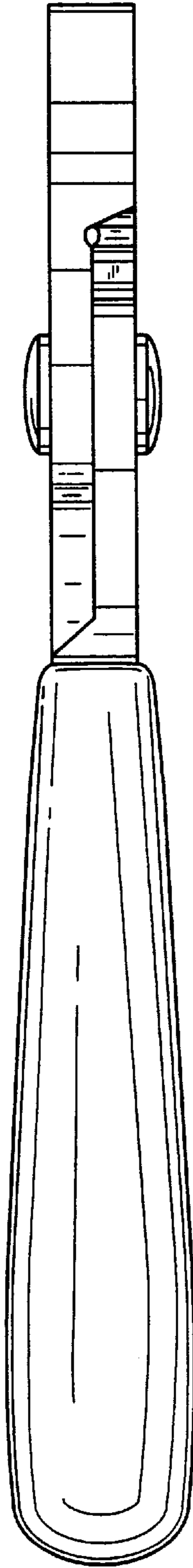


FIG. 5

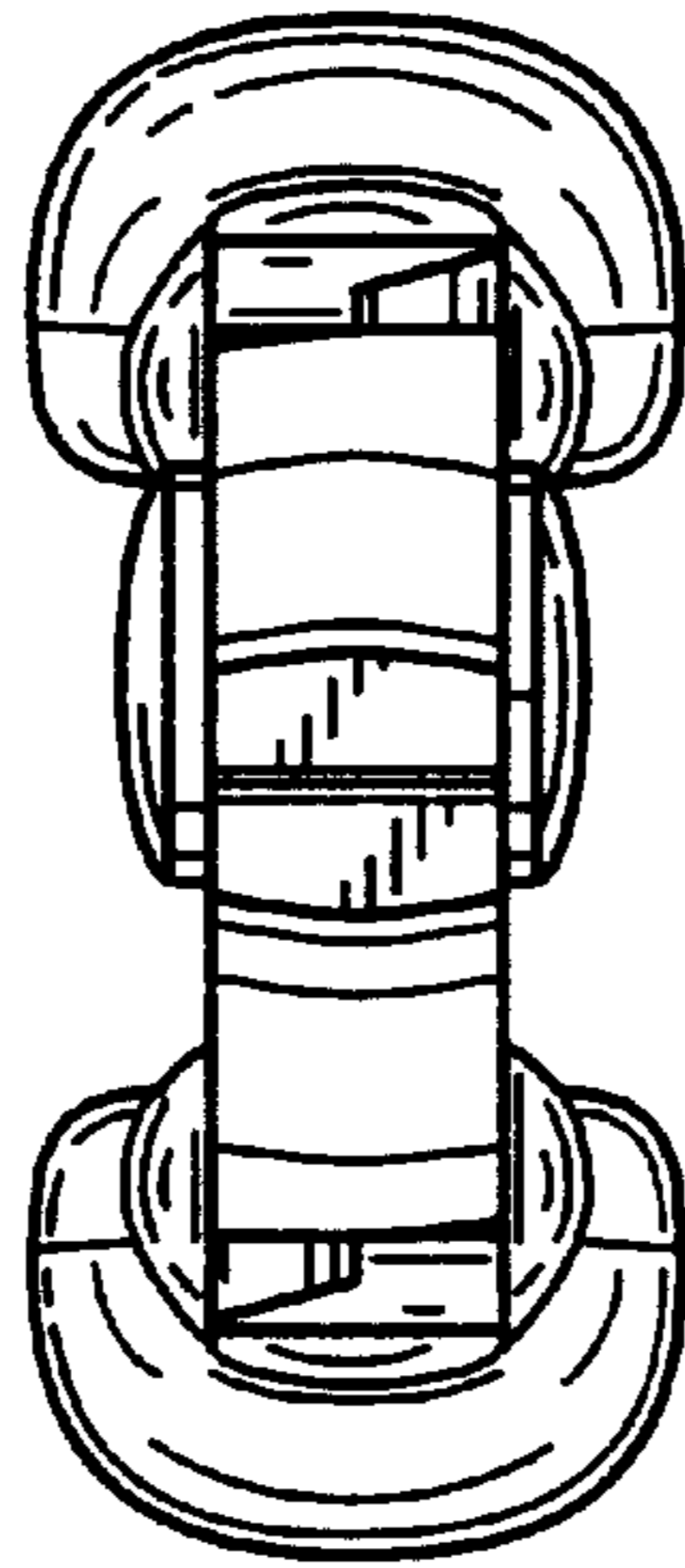


FIG. 6




FIG. 7