



US00D424393S

United States Patent [19]

Lamond et al.

[11] Patent Number: **Des. 424,393**

[45] Date of Patent: **** May 9, 2000**

[54] **WIRE CUTTERS**

5,220,856 6/1993 Eggert et al. 30/254

[75] Inventors: **Donald R. Lamond**, Lynbrook, N.Y.;
Christopher Claypool, Hoboken, N.J.

[73] Assignee: **General Housewares Corporation**,
Terre Haute, Ind.

[**] Term: **14 Years**

[21] Appl. No.: **29/104,173**

[22] Filed: **Apr. 29, 1999**

[51] **LOC (7) Cl.** **08-05**

[52] **U.S. Cl.** **D8/58**

[58] **Field of Search** D8/51, 52, 55,
D8/58; 30/173, 175, 130, 192, 193, 250,
254

[56] **References Cited**

U.S. PATENT DOCUMENTS

D. 272,984	3/1984	Shaffer	D8/52
D. 310,951	10/1990	Monnet	D8/52
D. 344,224	2/1994	Imhoff	D8/52
D. 350,265	9/1994	Mellits et al.	D8/52
D. 358,312	5/1995	Keenan	D8/52
D. 369,534	5/1996	Liou	D8/52
2,239,314	4/1941	Connors	30/175
3,921,237	11/1975	Steiner	7/5.4
4,206,663	6/1980	Pace	81/311
4,903,558	2/1990	le Duc	81/416

OTHER PUBLICATIONS

Stanley Tools Catalog, "Diagonal Cutting Pliers", p. 172, Mar. 1990, Examiner's Office.

Proto Professional Tools Catalog, Models 450-453 and Models 458-459, p. 115, Dec. 1975, Examiner's Office.

Groit's Garage Catalog, "Europe's Highest Performance Pliers", p. 3, Dec. 1994, Examiner's Office.

Primary Examiner—Alan P. Douglas

Assistant Examiner—Reid Hecker

Attorney, Agent, or Firm—McDermott, Will & Emery

[57] **CLAIM**

The ornamental design for wire cutters, as shown and described.

DESCRIPTION

FIG. 1 is a front perspective view of wire cutters according to the present invention;

FIG. 2 is a rear perspective view of the present invention;

FIG. 3 is a front elevational view of the present invention;

FIG. 4 is a rear elevational view of present invention;

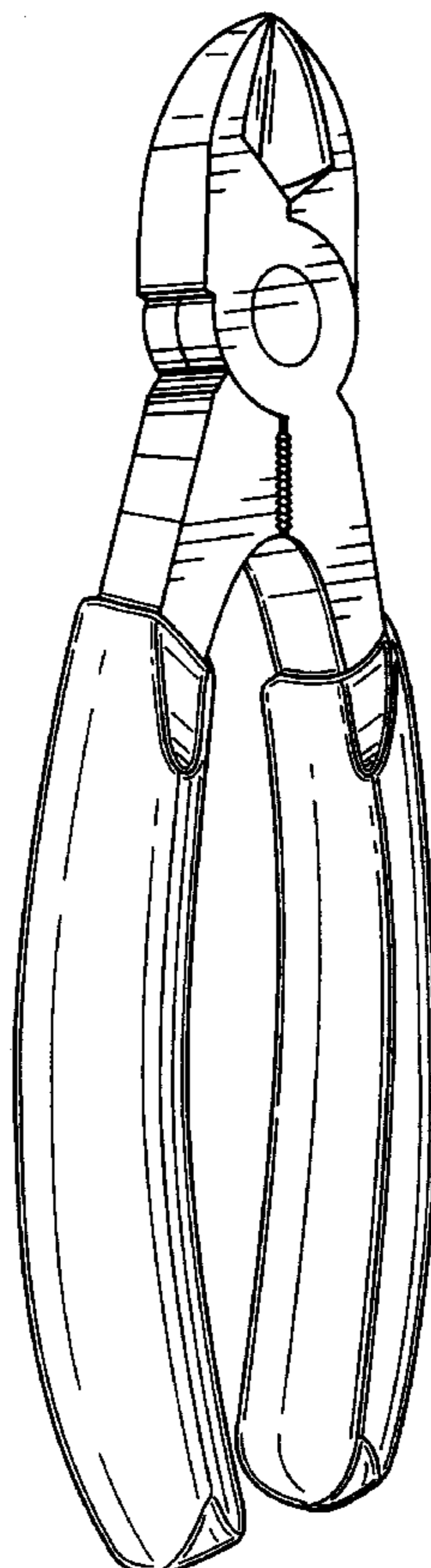
FIG. 5 is a right side elevational view of the present invention;

FIG. 6 is a left side elevational view of the present invention;

FIG. 7 is a top elevational view of the present invention; and,

FIG. 8 is a bottom elevational view of the present invention.

1 Claim, 7 Drawing Sheets



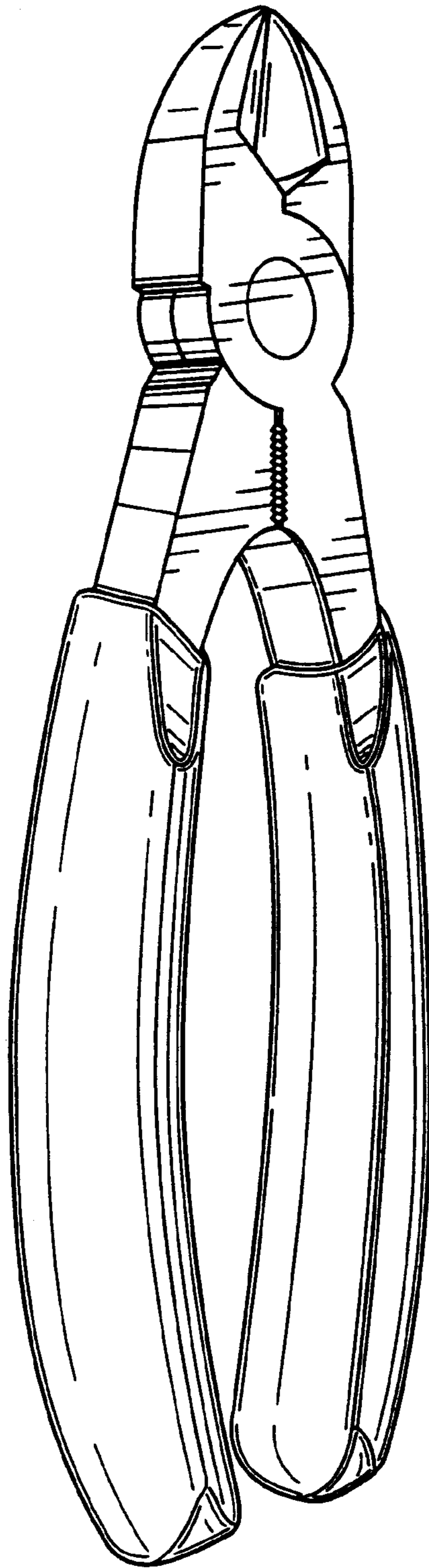


FIG. 1



FIG. 2

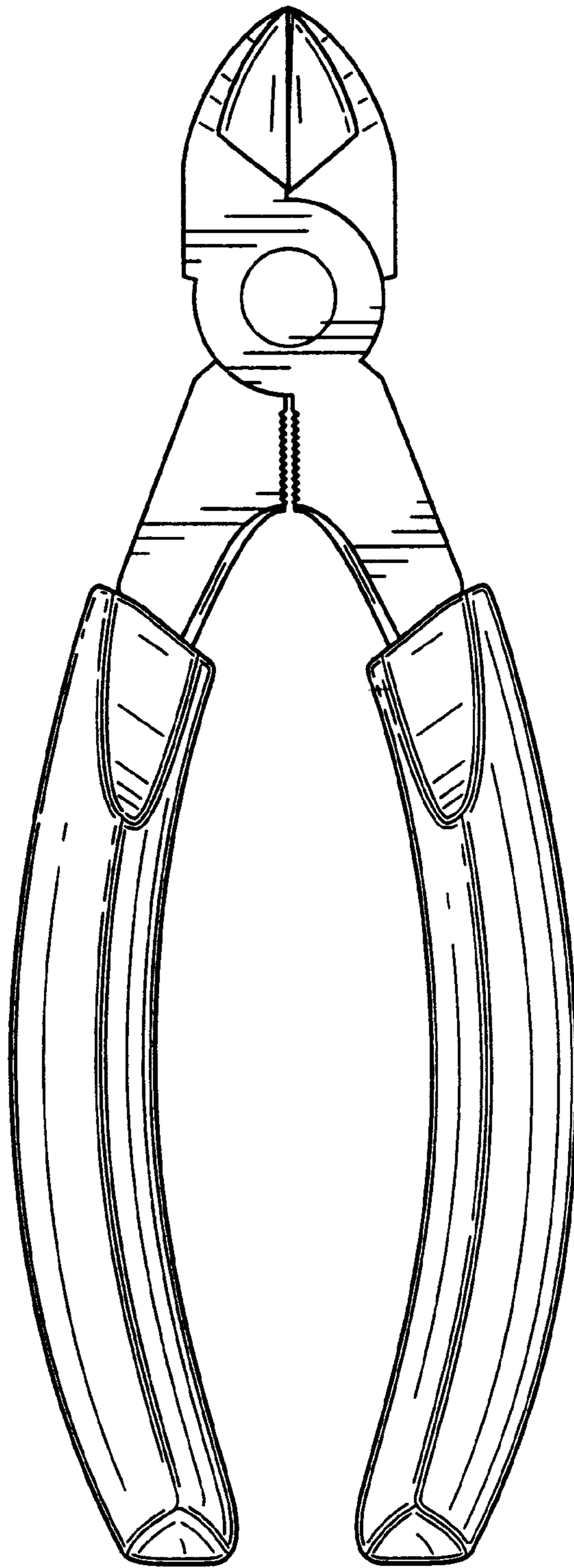


FIG. 3

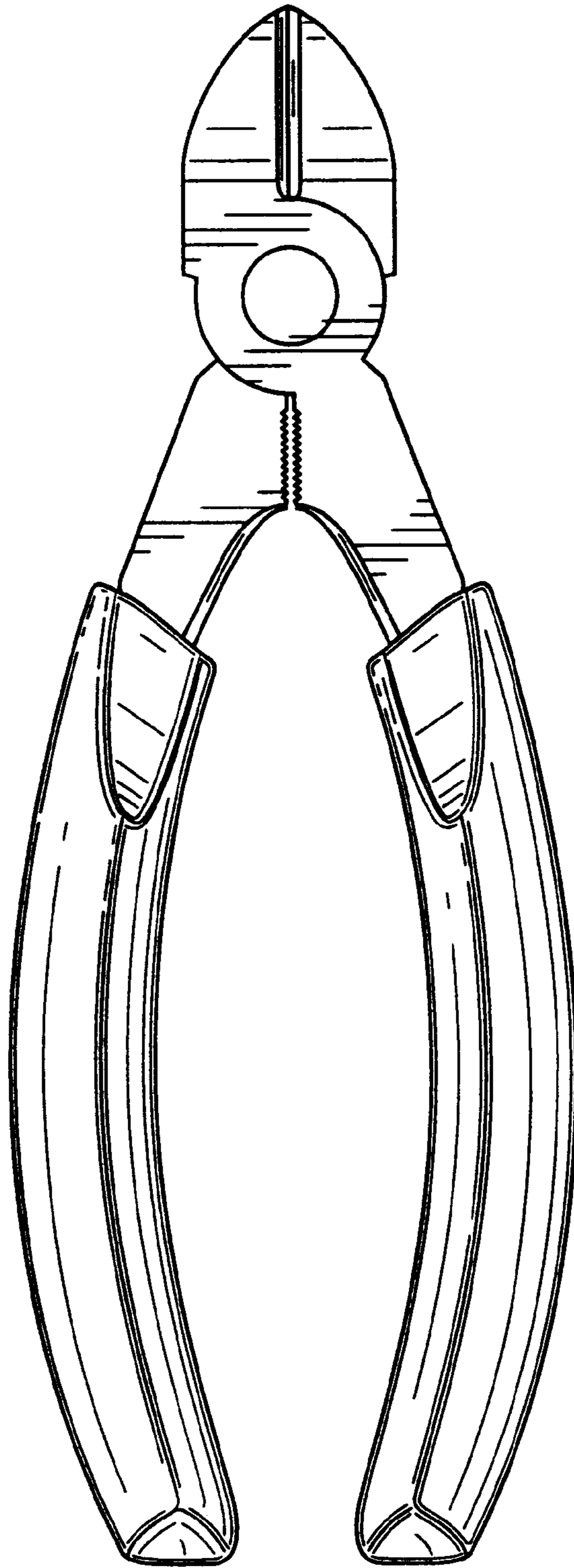


FIG. 4

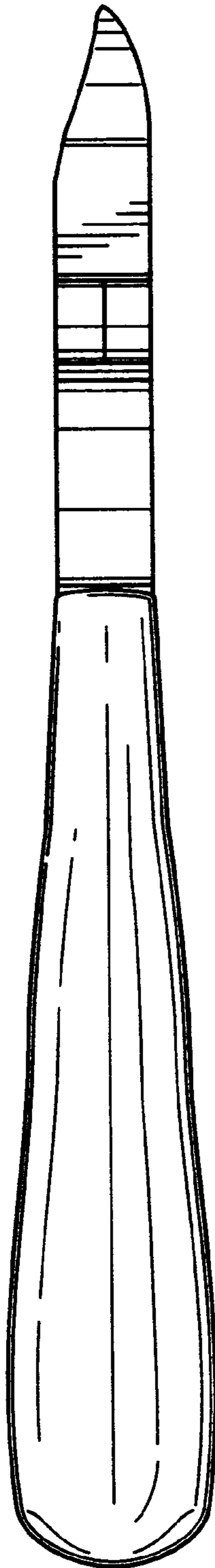


FIG. 5

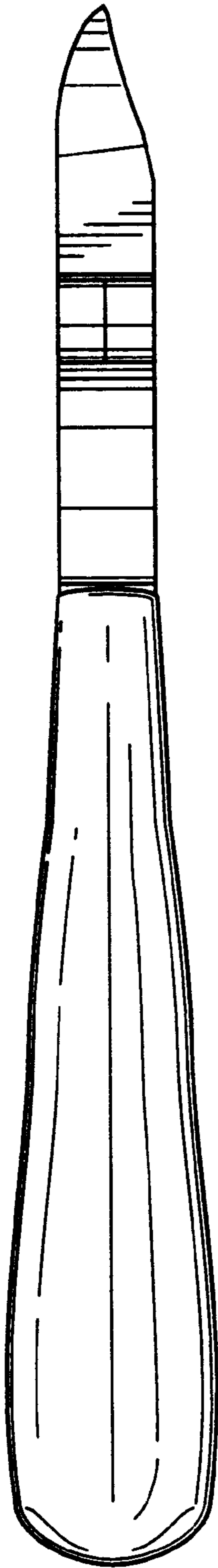


FIG. 6




FIG. 7




FIG. 8