



US00D424387S

# United States Patent [19] Neff

[11] Patent Number: **Des. 424,387**

[45] Date of Patent: **\*\* May 9, 2000**

[54] **STUBBY PIPE WRENCH**

[76] Inventor: **Ted Neff**, 24701 Raymond Way, #115,  
Lake Forest, Calif. 92630-4721

[\*\*] Term: **14 Years**

[21] Appl. No.: **29/090,940**

[22] Filed: **Jul. 20, 1998**

[51] **LOC (7) Cl.** ..... **08-05**

[52] **U.S. Cl.** ..... **D8/22**

[58] **Field of Search** ..... D8/21-29, 52;  
81/329, 340-342, 352, 353, 355, 356, 364-366,  
413

[56] **References Cited**

**U.S. PATENT DOCUMENTS**

512,086	1/1894	Ashcraft	.....	81/366 X
1,162,136	11/1915	Chapman	.....	81/356
1,207,064	12/1916	Metcalf	.....	81/356

1,321,364	11/1919	Clark	.....	81/356
1,546,139	7/1925	Leveque	.....	81/365
1,915,404	6/1933	Clifton	.....	81/365
2,397,095	3/1946	Emmett	.....	81/356
2,500,461	3/1950	Lazzarini	.....	81/356
2,595,368	5/1952	Plautz	.....	81/365

*Primary Examiner*—Nanda Bondade

[57] **CLAIM**

The ornamental design for a stubby pipe wrench, as shown.

**DESCRIPTION**

FIG. 1 is a front view of the invention, the rear view being a mirror image thereof.

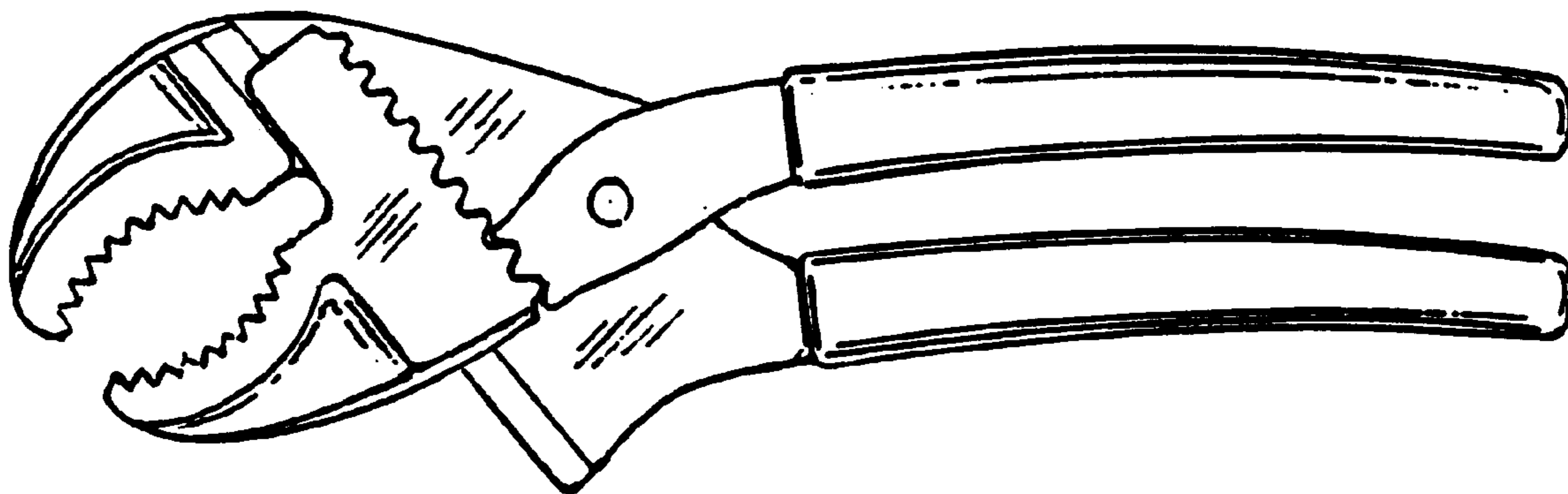
FIG. 2 is a top view thereof.

FIG. 3 is a bottom view thereof.

FIG. 4 is a view of the left side thereof; and,

FIG. 5 is a view of the right side thereof.

**1 Claim, 1 Drawing Sheet**



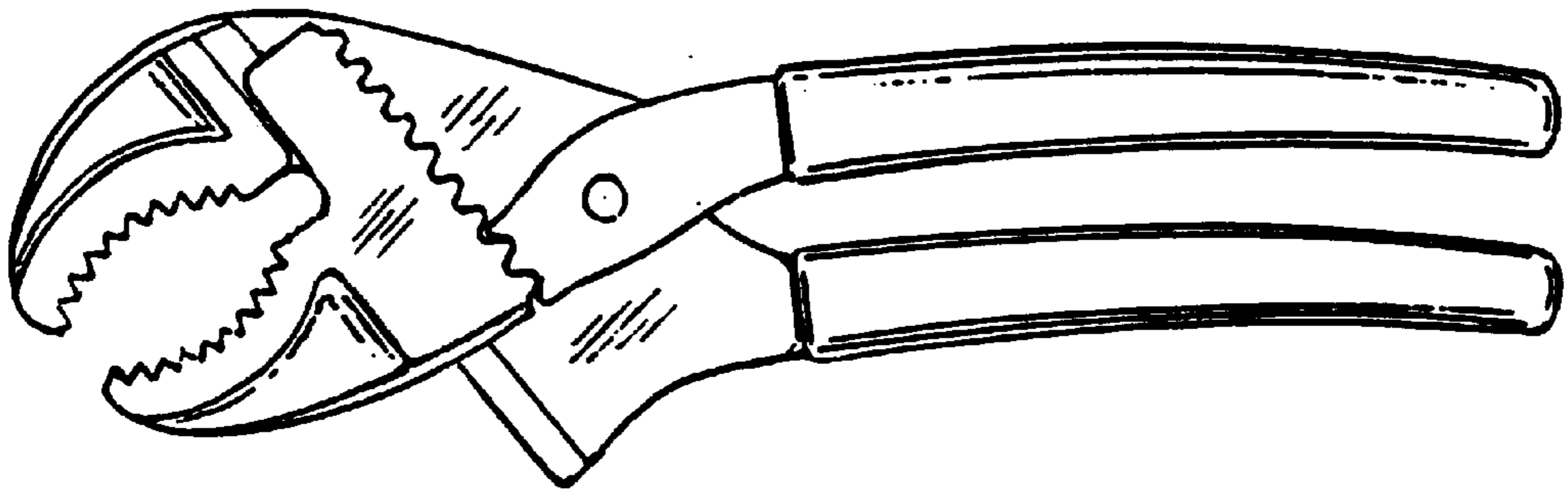


FIG. 1



FIG. 2



FIG. 3

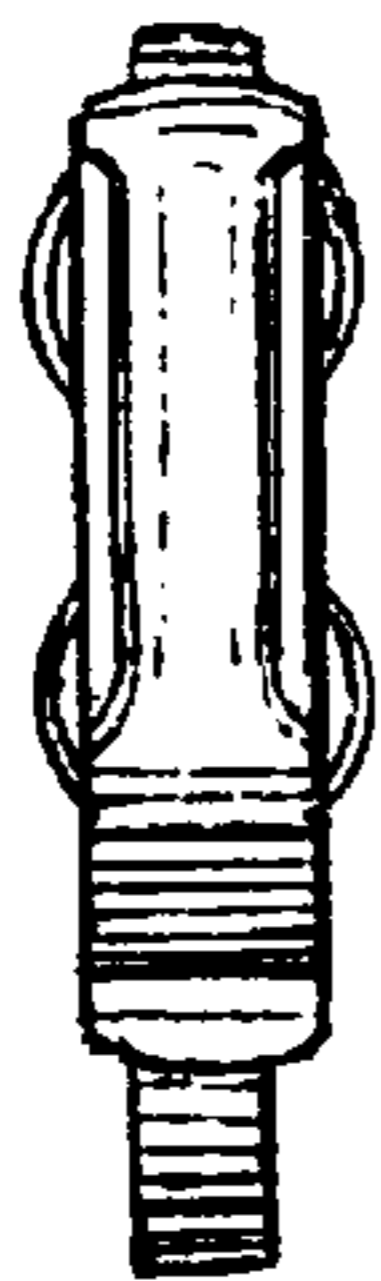


FIG. 4



FIG. 5