



US00D424380S

United States Patent [19]
McCatty

[11] **Patent Number: Des. 424,380**

[45] **Date of Patent: ** May 9, 2000**

[54] **KNIFE HANDLE**

[76] Inventor: **Michael S. McCatty**, 14518
Innisbrook, Lockport, Ill. 60441

[**] Term: **14 Years**

[21] Appl. No.: **29/105,366**

[22] Filed: **May 24, 1999**

[51] **LOC (7) Cl. 07-03**

[52] **U.S. Cl. D7/649; D7/401.2**

[58] **Field of Search D7/642, 645, 649,
D7/650, 652, 653, 662-664, 401.2; D8/107,
DIG. 3; 30/147-150, 329, 340, 342, 343,
345**

[56] **References Cited**

U.S. PATENT DOCUMENTS

D. 236,579	9/1975	Morhack	D7/649
D. 279,254	6/1985	Smith et al.	D8/107
D. 280,173	8/1985	Welch	D7/649
D. 317,847	7/1991	Loveless	D7/649
D. 318,602	7/1991	Vosbikian	D8/10
D. 323,448	1/1992	Salviato	D7/649
D. 329,185	9/1992	Hasegawa	D8/107
D. 337,022	7/1993	Sheets	D7/401.2
D. 350,835	9/1994	Wang	D28/34
D. 354,881	1/1995	Huff	D7/401.2
D. 355,831	2/1995	Hull et al.	D8/107
D. 356,021	3/1995	Hull et al.	D8/107
D. 358,529	5/1995	Rich	D7/401.2
D. 365,725	1/1996	Hasegawa	D7/401.2

D. 372,635	8/1996	Gebhardt	D7/401.2
D. 373,289	9/1996	Gebhardt	D7/401.2
D. 378,798	4/1997	Berti	D8/107
D. 383,049	9/1997	Concari et al.	D8/107
D. 400,059	10/1998	Cohen et al.	D7/649
D. 402,856	12/1998	Cohen et al.	D7/649
2,421,339	5/1947	Leger	30/165

Primary Examiner—Caron D. Veynar
Attorney, Agent, or Firm—Olson & Hierl, Ltd.

[57] **CLAIM**

The ornamental design for a knife handle, as shown and described.

DESCRIPTION

FIG. 1 is a perspective view of the inventive design for a knife handle;

FIG. 2 is a right side elevational view of the knife handle shown in FIG. 1;

FIG. 3 is a left side elevational view of the knife handle of FIG. 1;

FIG. 4 is a top plan view of the knife handle of FIG. 1;

FIG. 5 is a bottom plan view of the knife handle of FIG. 1;

FIG. 6 is a front end elevational view of the knife handle of FIG. 1; and,

FIG. 7 is a rear end elevational view of the knife handle of FIG. 1.

The broken-line showing of a portion of the knife blade in FIG. 1 is for illustrative purposes only and forms no part of the claimed design.

1 Claim, 2 Drawing Sheets

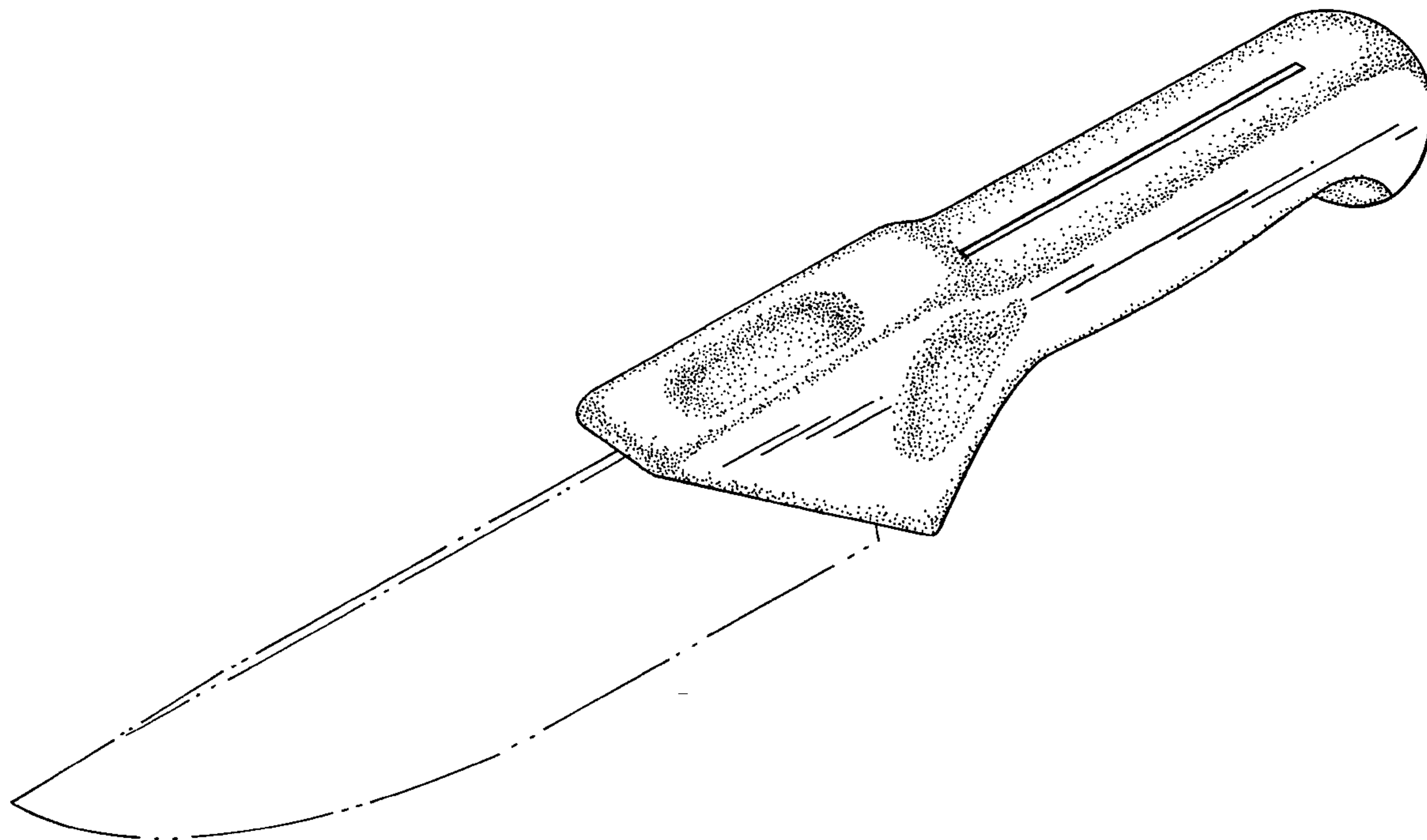


FIG. 2

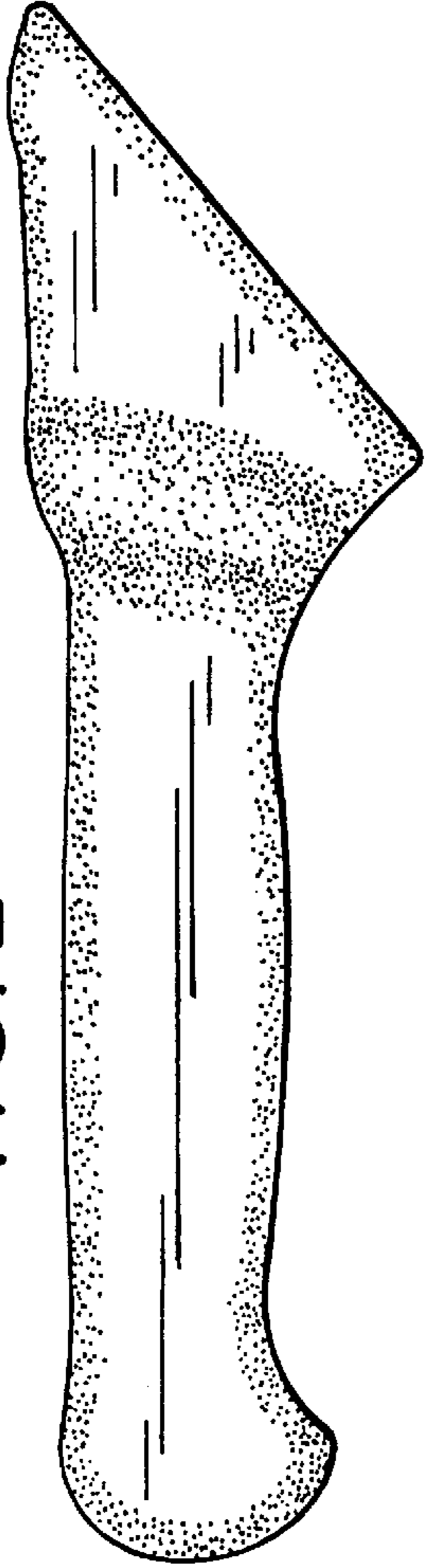


FIG. 1

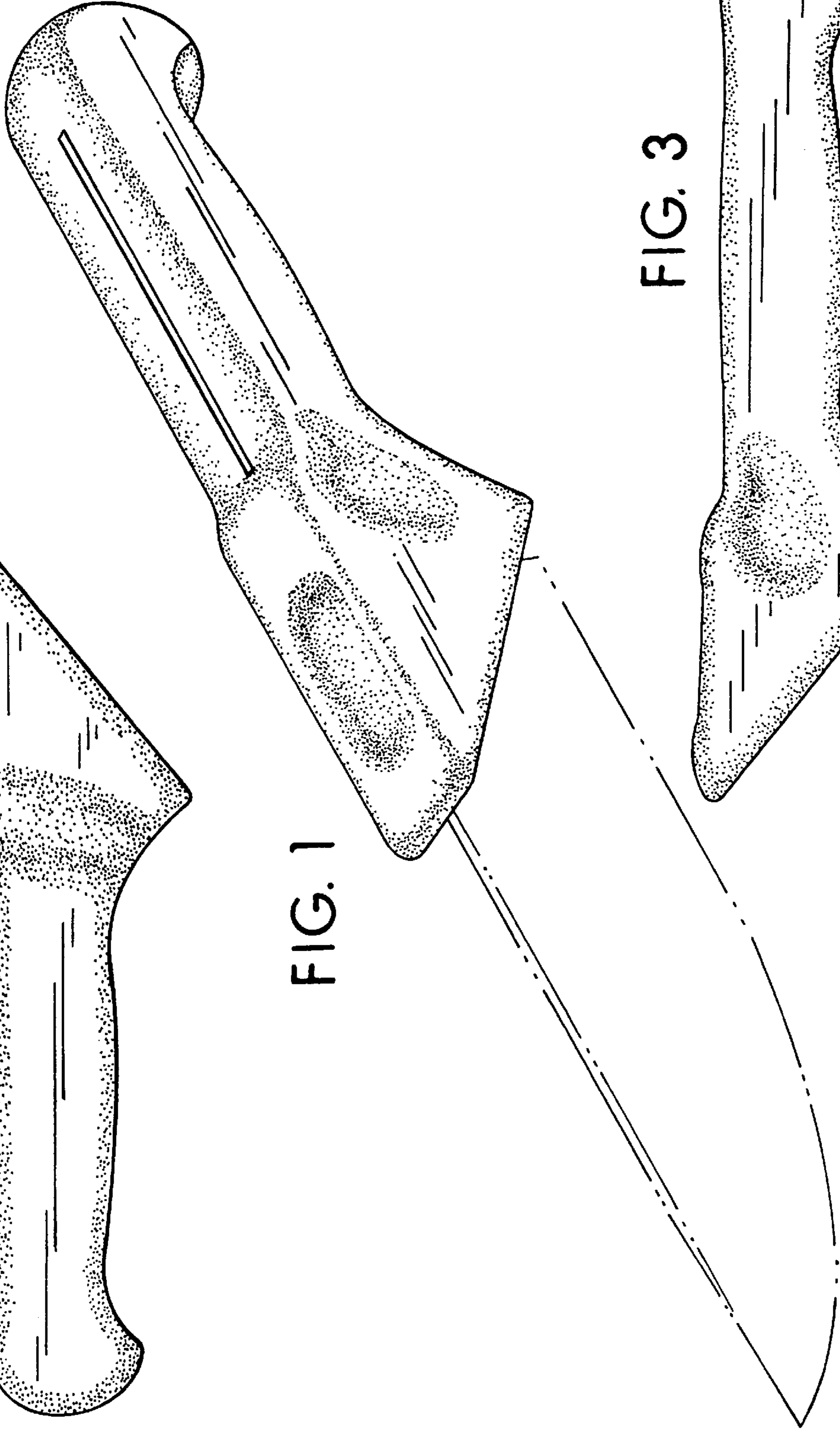


FIG. 3

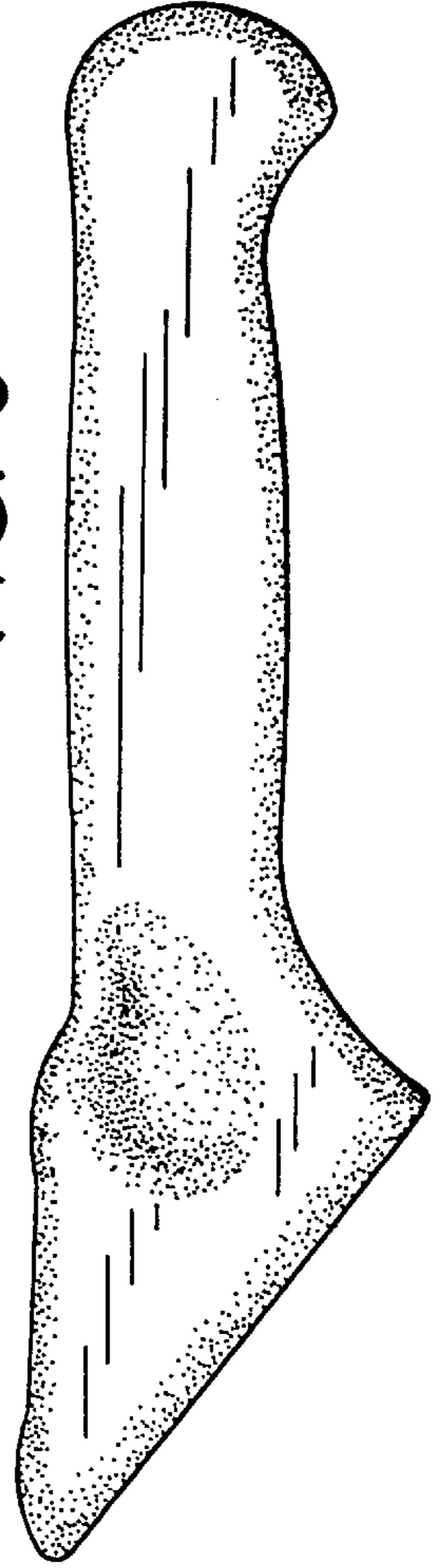


FIG. 4

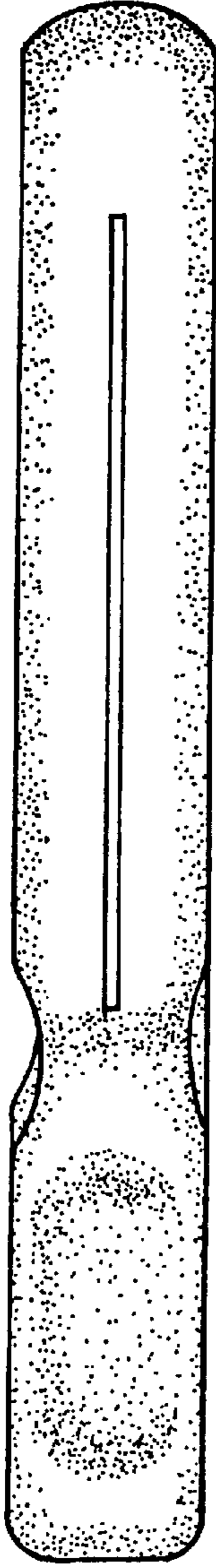


FIG. 5

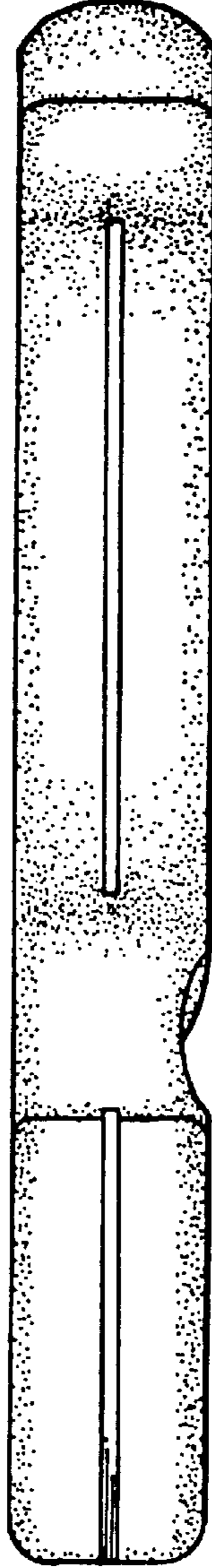


FIG. 6




FIG. 7

