



US00D424374S

# United States Patent [19] Stein

[11] **Patent Number: Des. 424,374**

[45] **Date of Patent: \*\* May 9, 2000**

[54] **IGNITER**

[75] Inventor: **Matthew Stein**, Truckee, Calif.

[73] Assignee: **Duraflame, Inc.**, Stockton, Calif.

[\*\*] Term: **14 Years**

[21] Appl. No.: **29/105,352**

[22] Filed: **May 21, 1999**

[51] **LOC (7) Cl.** ..... **07-99**

[52] **U.S. Cl.** ..... **D7/416**

[58] **Field of Search** ..... D7/416, 417; 126/25 B,  
126/409; 431/13; D27/139, 154, 131

[56] **References Cited**

**U.S. PATENT DOCUMENTS**

- D. 389,699 1/1998 Hsu ..... D7/416
- D. 390,749 2/1998 Ferrara, Jr. .... D7/416

- D. 410,363 6/1999 Tubby et al. .... D7/416
- D. 410,819 6/1999 Hsu ..... D7/416

*Primary Examiner*—M. N. Pandozzi  
*Attorney, Agent, or Firm*—Loeb & Loeb LLP

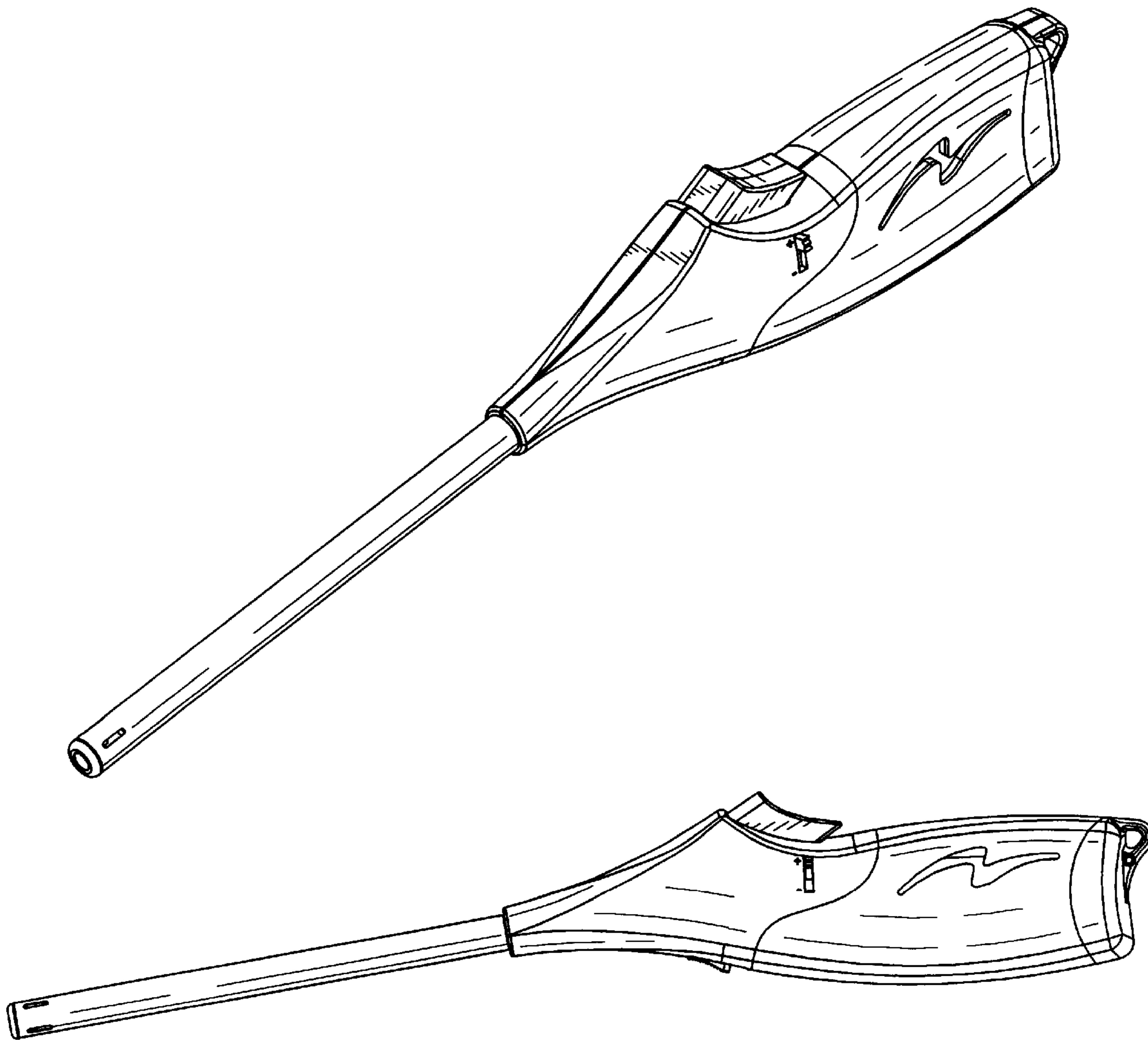
[57] **CLAIM**

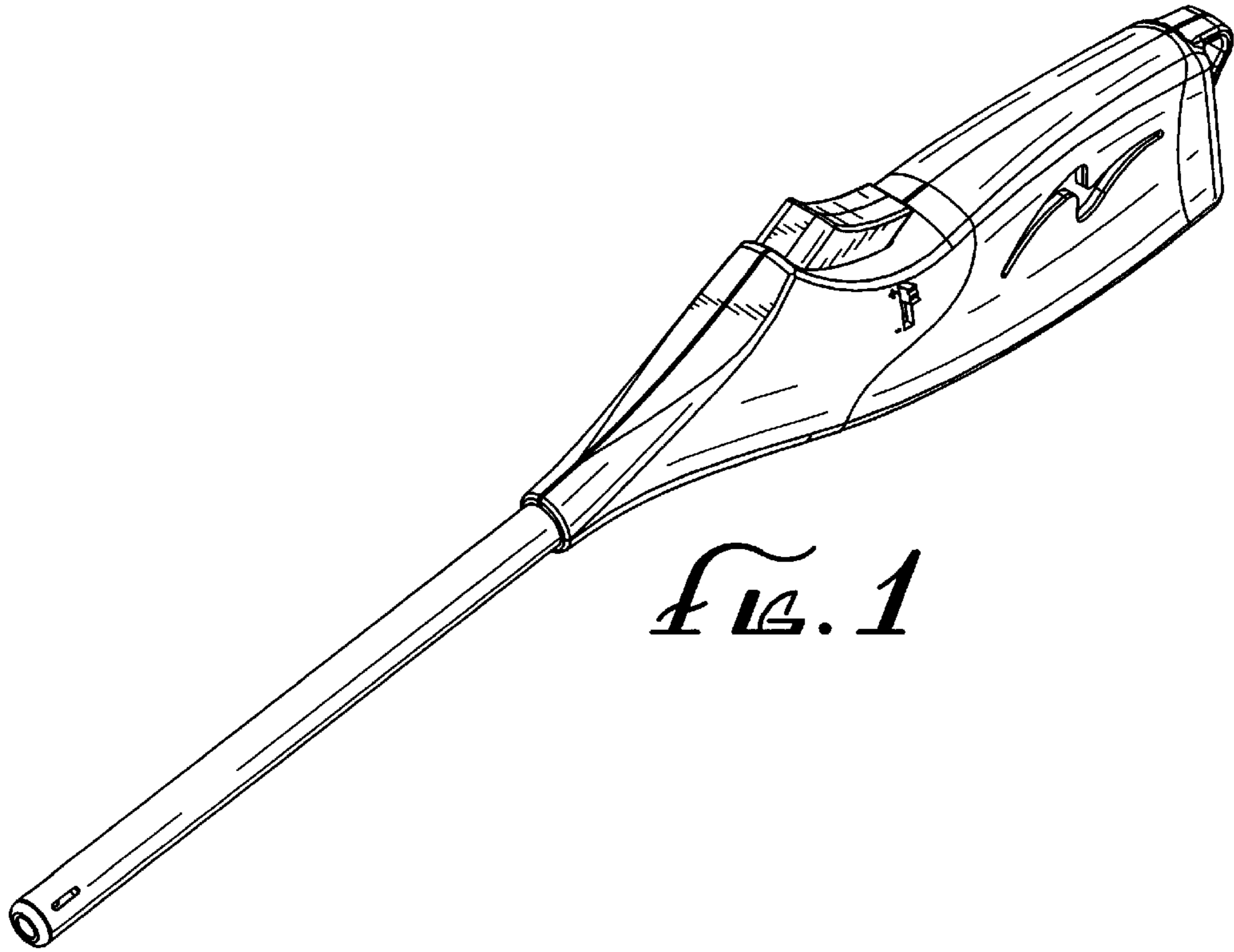
The ornamental design for an igniter, as shown and described.

**DESCRIPTION**


FIG. 1 is a top perspective view of a the igniter showing my new design.  
FIG. 2 is a front elevational view thereof;  
FIG. 3 is a top elevational view thereof;  
FIG. 4 is a rear elevational view thereof;  
FIG. 5 is a bottom elevational view thereof;  
FIG. 6 is a left perspective view thereof; and,  
FIG. 7 is a right perspective view thereof.

**1 Claim, 2 Drawing Sheets**

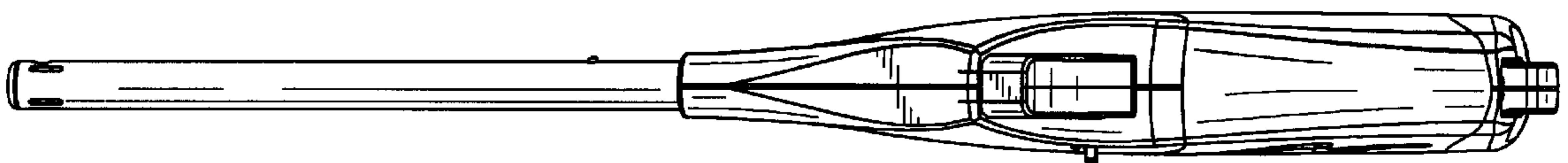




*FIG. 1*



*FIG. 2*



*FIG. 3*




FIG. 4

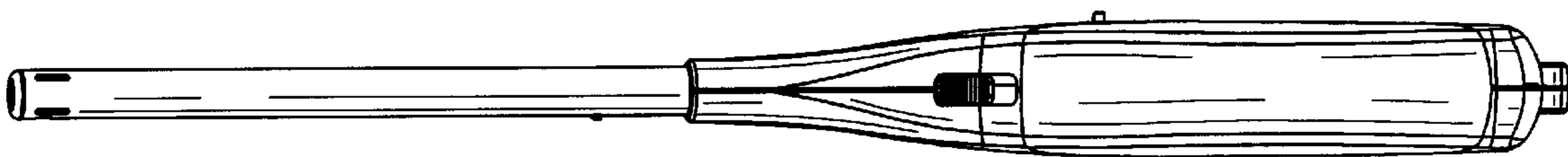


FIG. 5



FIG. 6

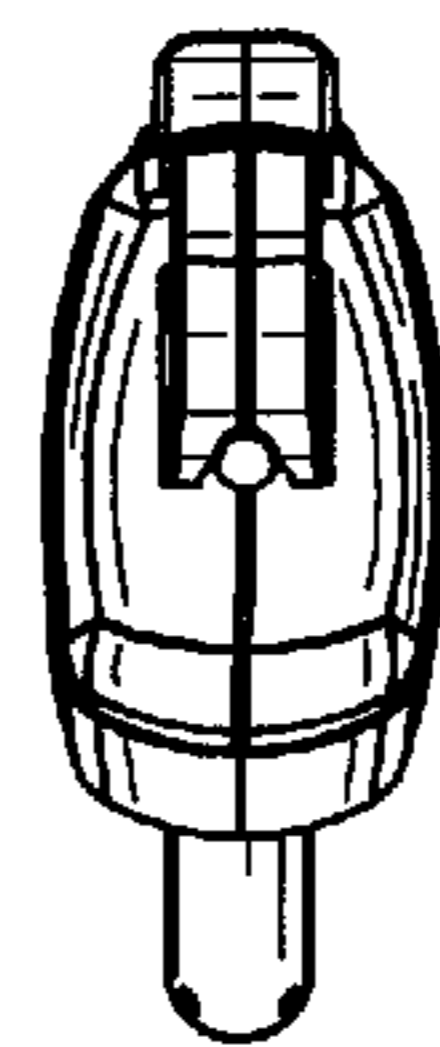


FIG. 7