



US00D424356S

United States Patent [19] Hahn

[11] Patent Number: **Des. 424,356**

[45] Date of Patent: **** May 9, 2000**

[54] **DISPLAY BIN UNIT**

[75] Inventor: **Ralph S. Hahn**, Calgary, Canada

[73] Assignee: **Jentel Manufacturing Ltd.**, Calgary, Canada

[**] Term: **14 Years**

[21] Appl. No.: **29/101,707**

[22] Filed: **Mar. 3, 1999**

[51] **LOC (7) Cl.** **08-08**

[52] **U.S. Cl.** **D6/571**

[58] **Field of Search** D6/553, 567, 569, D6/570, 571, 573; D19/86, 90, 91; 206/44 R, 45, 214, 215, 307, 425, 449; 211/44, 45, 49.1, 55, 86-87, 88, 94.5, 126; 248/309.1; 312/234

[56] **References Cited**

U.S. PATENT DOCUMENTS

D. 231,760 6/1974 Molzen D6/571

D. 295,934 5/1988 Dyrhood D6/571
D. 300,795 4/1989 Kellogg D6/571
D. 312,018 11/1990 Giesy D6/571
D. 345,071 3/1994 Gould D6/571
D. 354,646 1/1995 Weinstein D6/571 X
D. 365,484 12/1995 Trattner, Jr. et al. D6/571

Primary Examiner—Brian N. Vinson
Attorney, Agent, or Firm—Bennett Jones

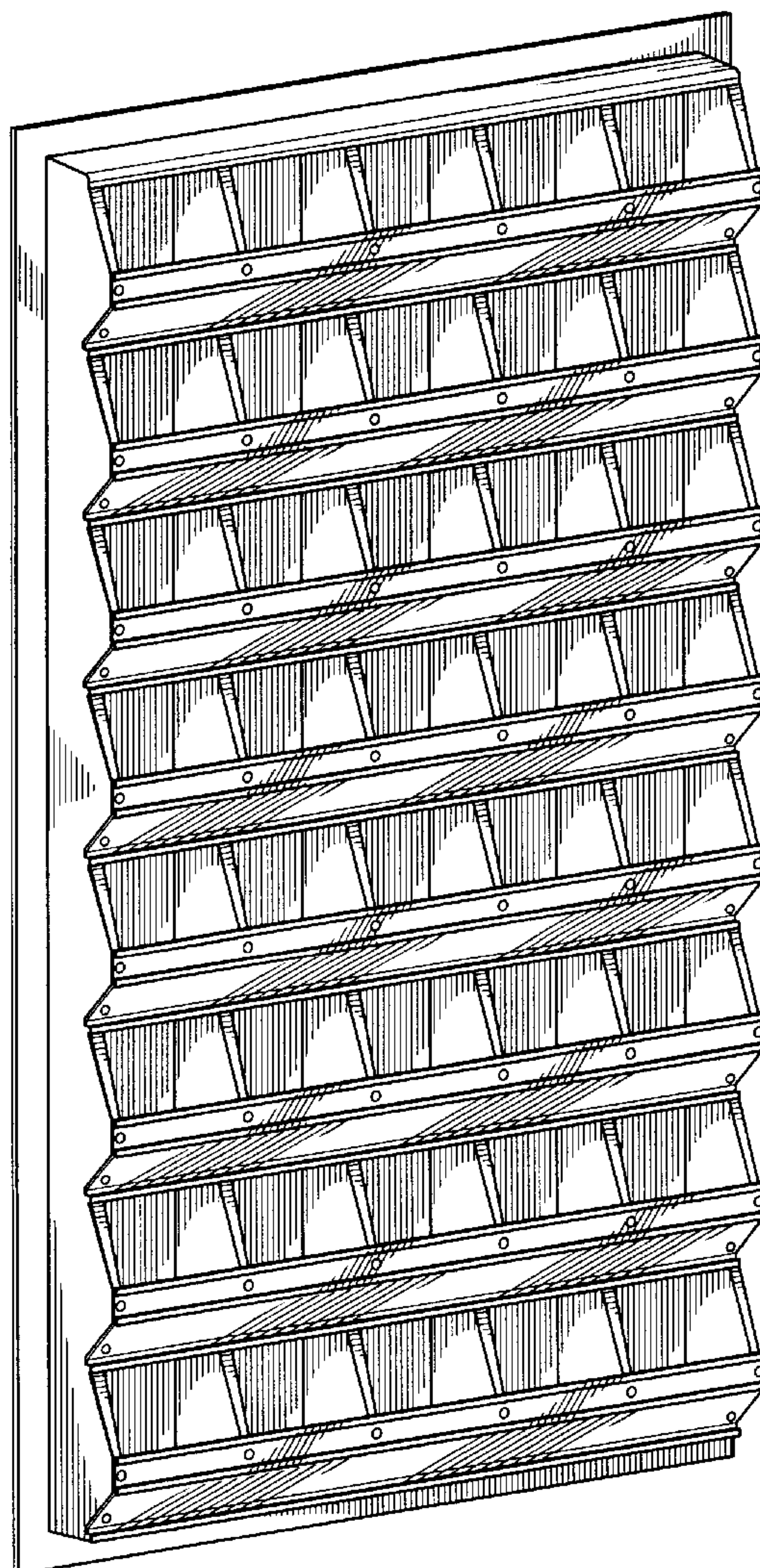
[57] **CLAIM**

I claim the ornamental design for a display bin unit, as shown and described.

DESCRIPTION

FIG. 1 is a top, front, and left side perspective view of a display bin unit showing my new design; FIG. 2 is a front elevational view thereof; FIG. 3 is a top plan view thereof; and, FIG. 4 is a right side elevational view thereof. The rear side of the article is unornamented and not generally visible during normal use of the display bin unit.

1 Claim, 3 Drawing Sheets



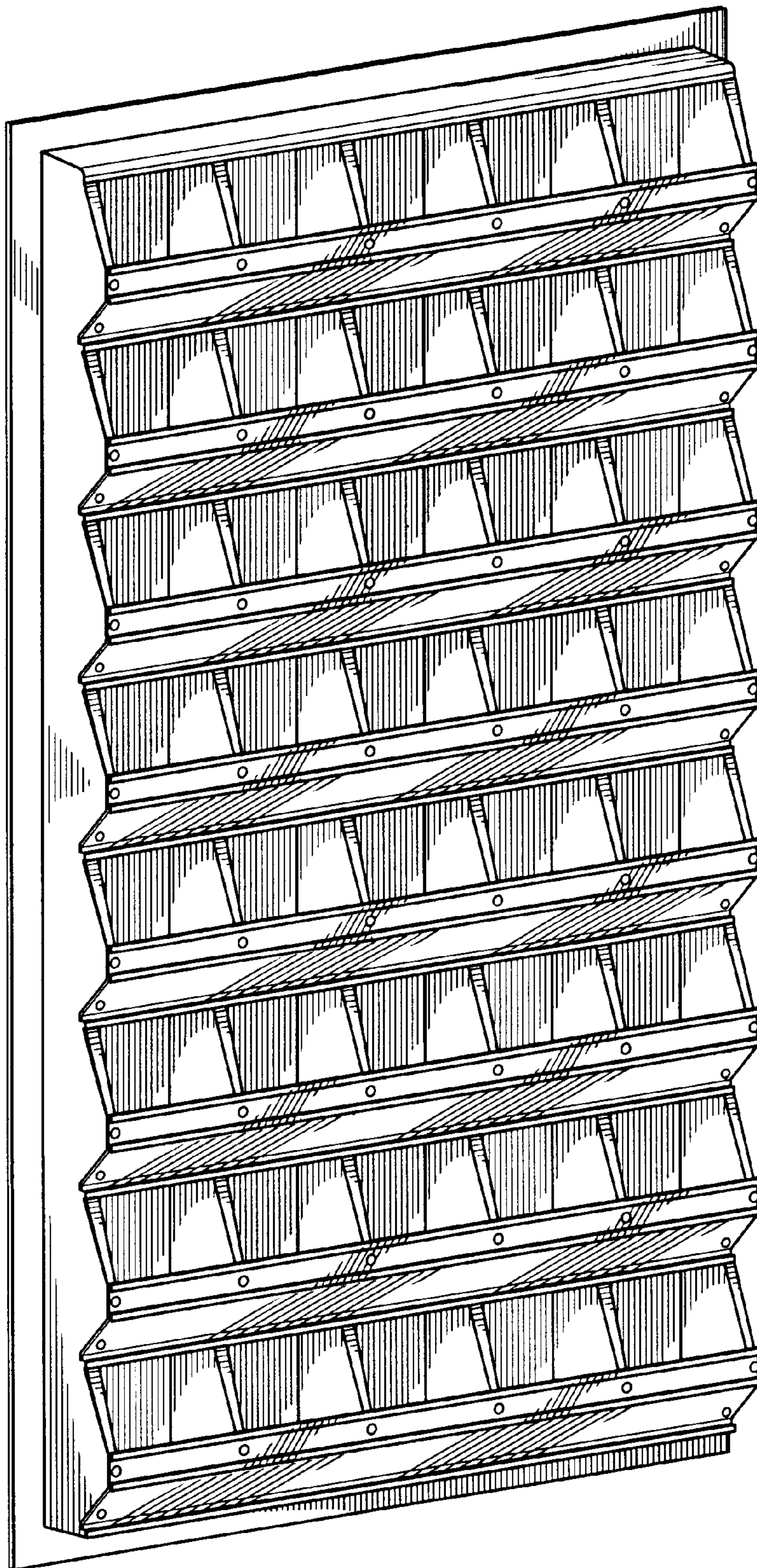


FIG. 1

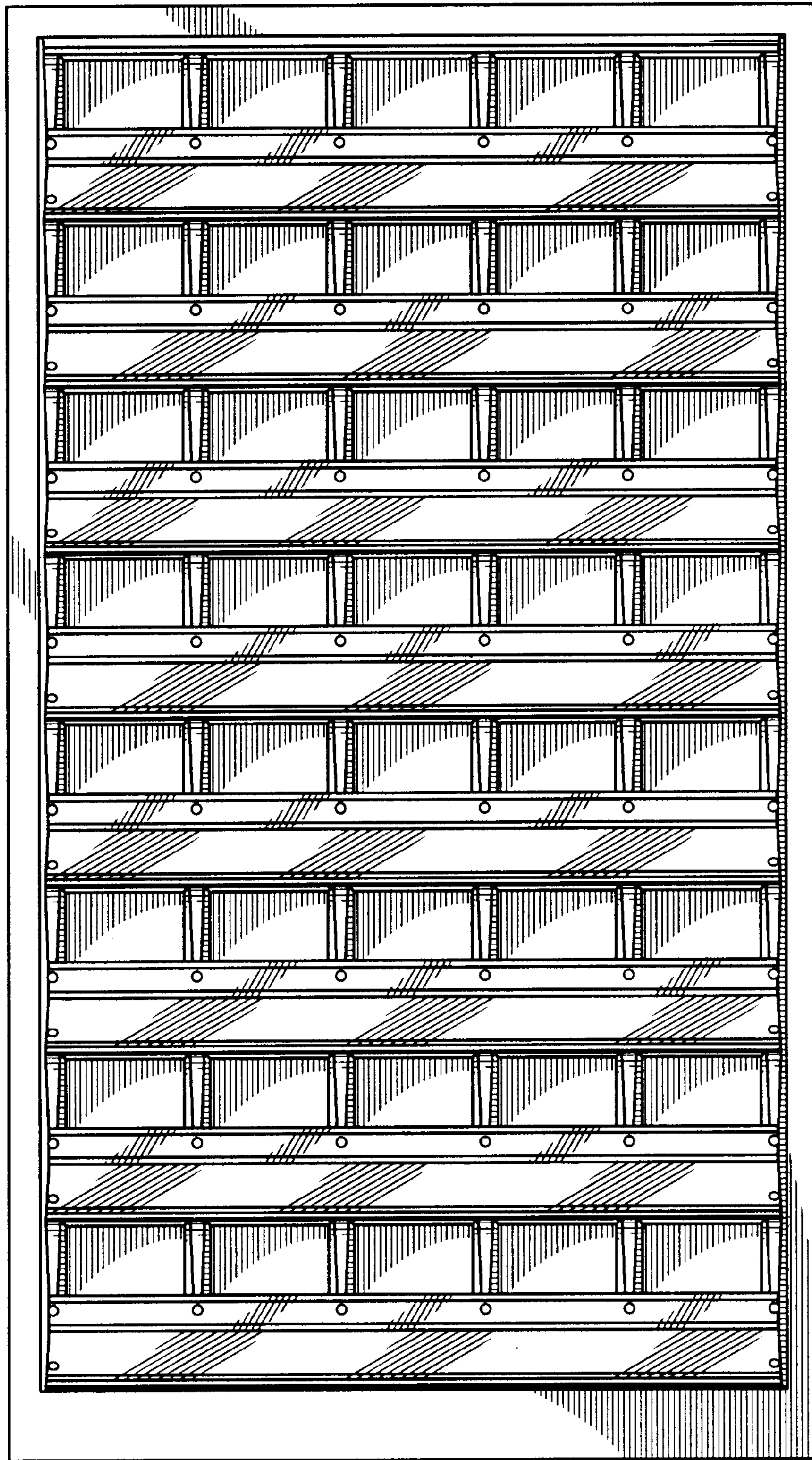


FIG. 2

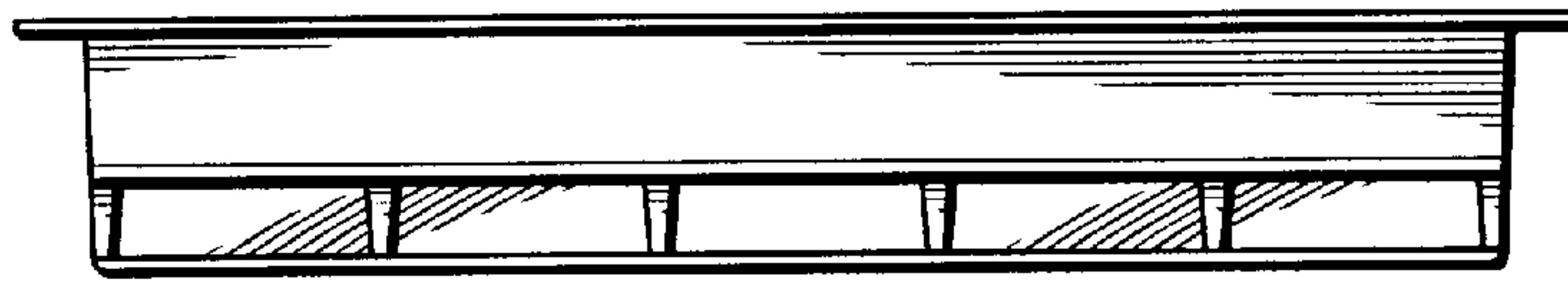


FIG. 3

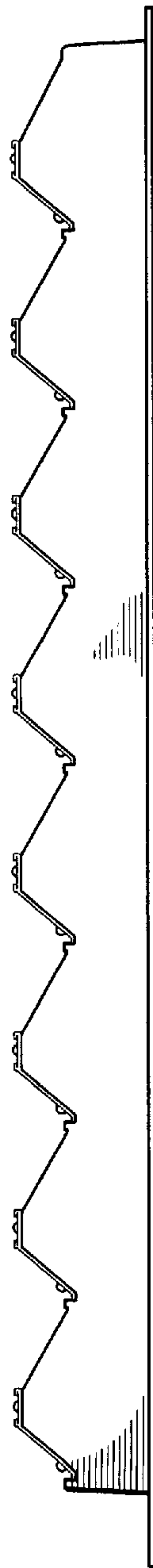


FIG. 4