



US00D424354S

United States Patent [19] Duggan

[11] **Patent Number: Des. 424,354**

[45] **Date of Patent: ** May 9, 2000**

[54] **BATH ACCESSORY POST**

[75] Inventor: **Michael P. Duggan**, Brookside, N.J.

[73] Assignee: **Melard Manufacturing Corp.**, Passaic, N.J.

[**] Term: **14 Years**

[21] Appl. No.: **29/106,778**

[22] Filed: **Jun. 22, 1999**

[51] **LOC (7) Cl.** **07-07**

[52] **U.S. Cl.** **D6/550**

[58] **Field of Search** D6/524, 525, 549,
D6/550; 211/13.1, 86-87, 16, 44, 105.1,
123, 182, 183; 24/200, 231.91, 251, 222.1,
222.3; D8/21, 382, 308

[56] **References Cited**

U.S. PATENT DOCUMENTS

D. 349,208 8/1994 Bollenbacher D6/550

D. 390,397 2/1998 Chen D6/550
D. 394,972 6/1998 Moore et al. D6/550
D. 394,973 6/1998 Moore et al. D6/550
D. 409,029 5/1999 Harris D6/524

Primary Examiner—Brian N. Vinson
Attorney, Agent, or Firm—Edgar A. Zarins; Lloyd D. Doigan

[57] **CLAIM**

The ornamental design for a bath accessory post, as shown and described.

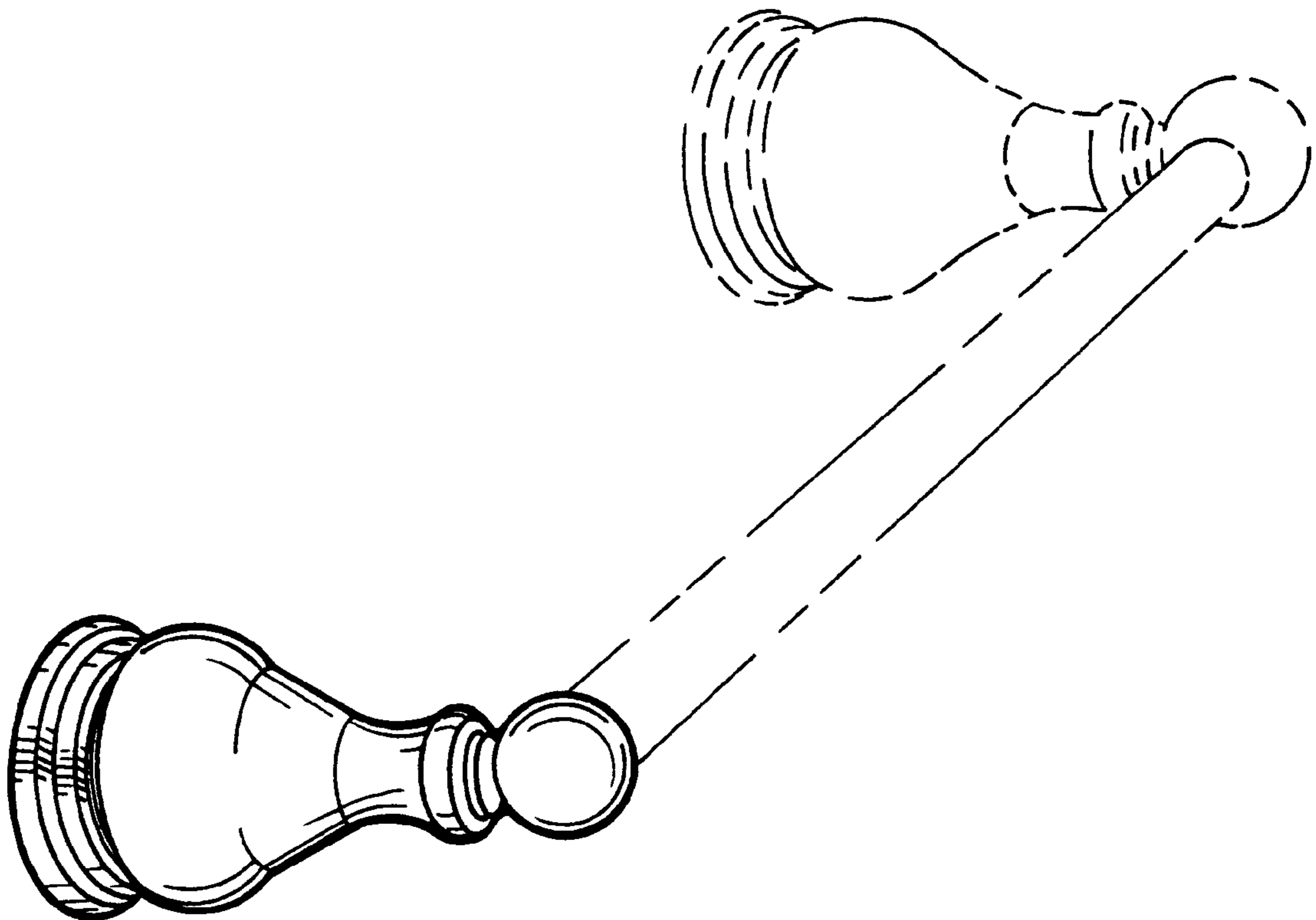
DESCRIPTION

FIG. 1 is a top, front, and left side perspective view of a bath accessory post showing my new design, the broken-line disclosure of a towel bar and additional post being for illustrative purposes only and forming no part of the claimed design;

FIG. 2 is a side view thereof, the opposite side being a mirror image of the side shown; and,

FIG. 3 is a front elevational view thereof.

1 Claim, 1 Drawing Sheet



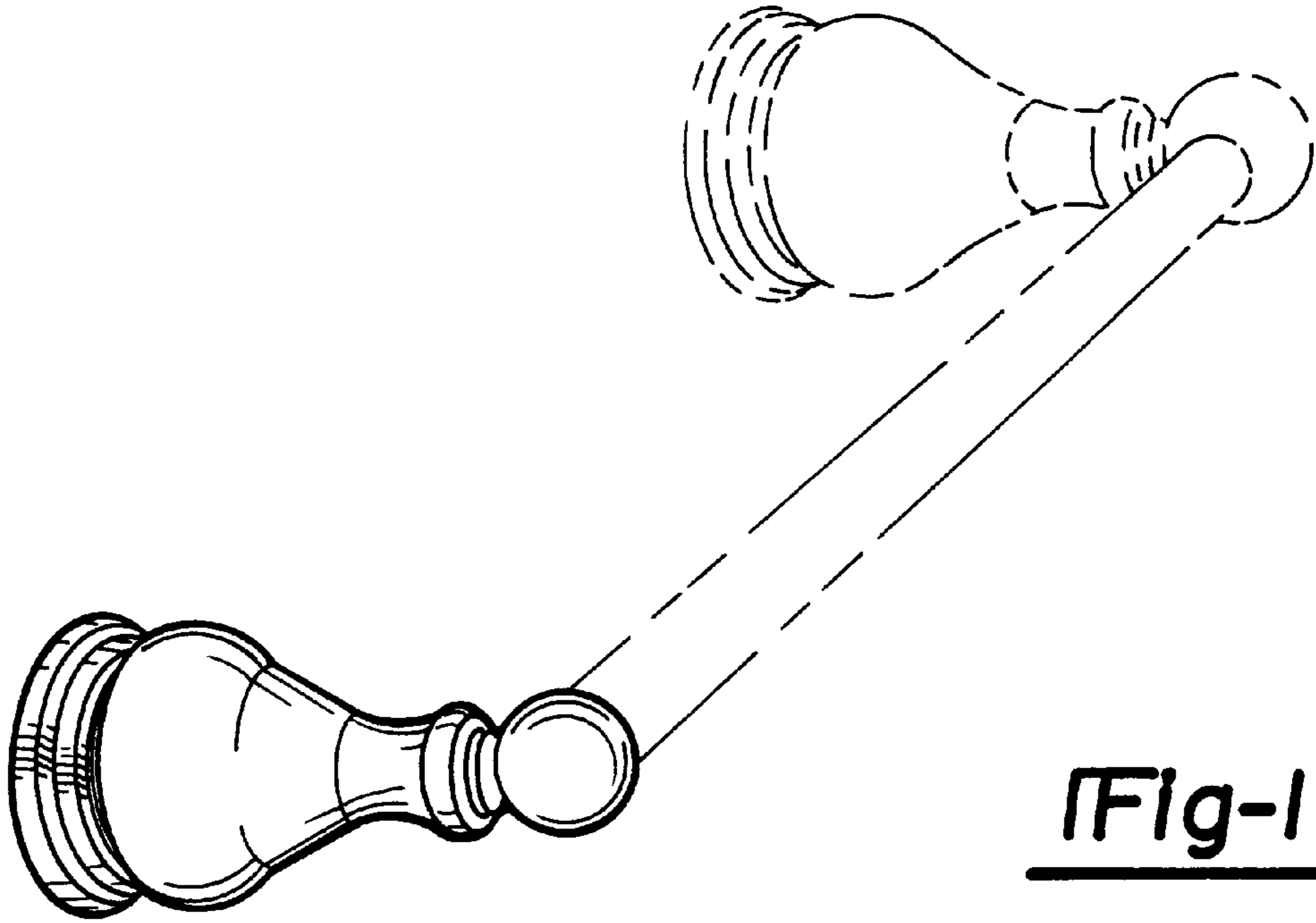


Fig-1

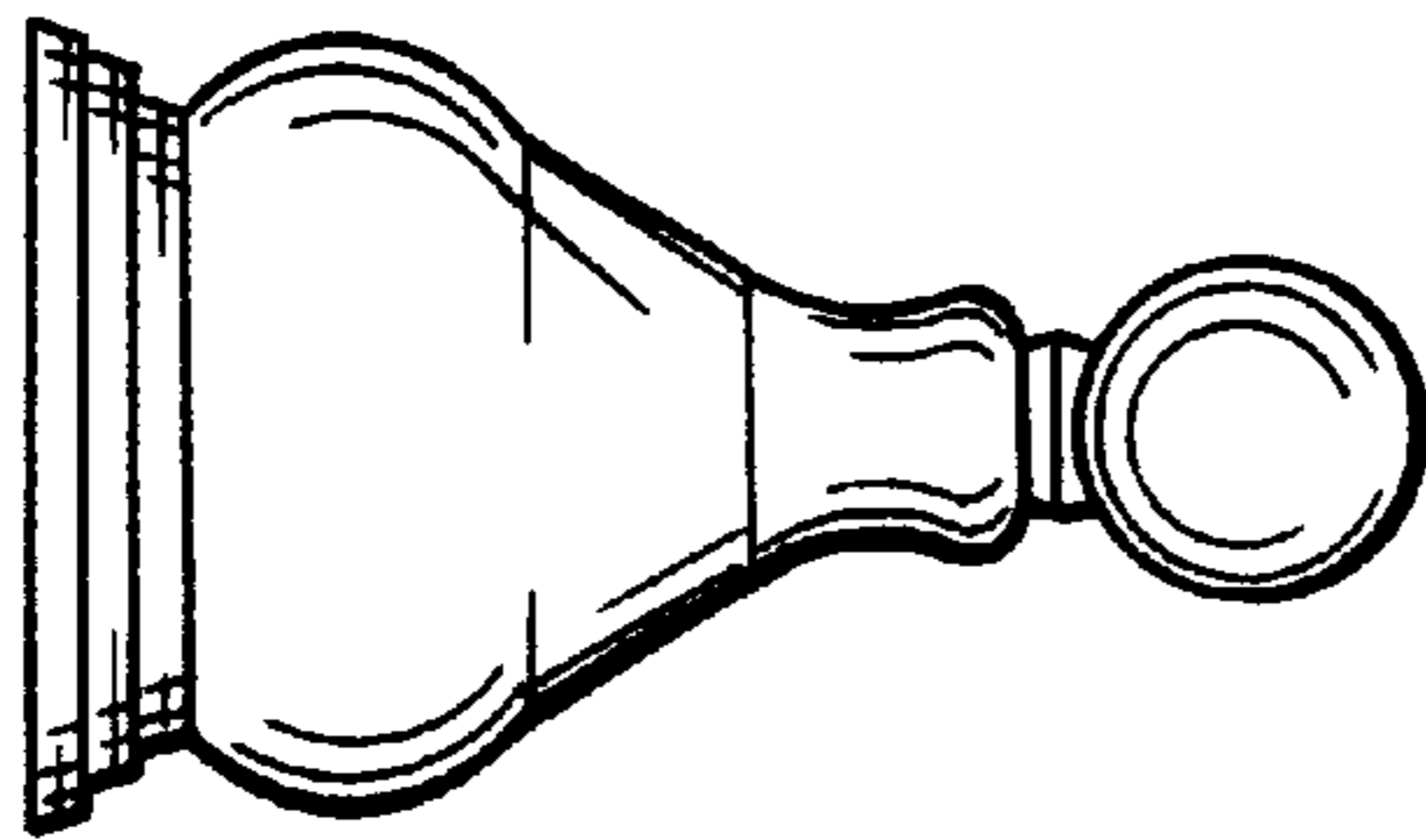


Fig-2

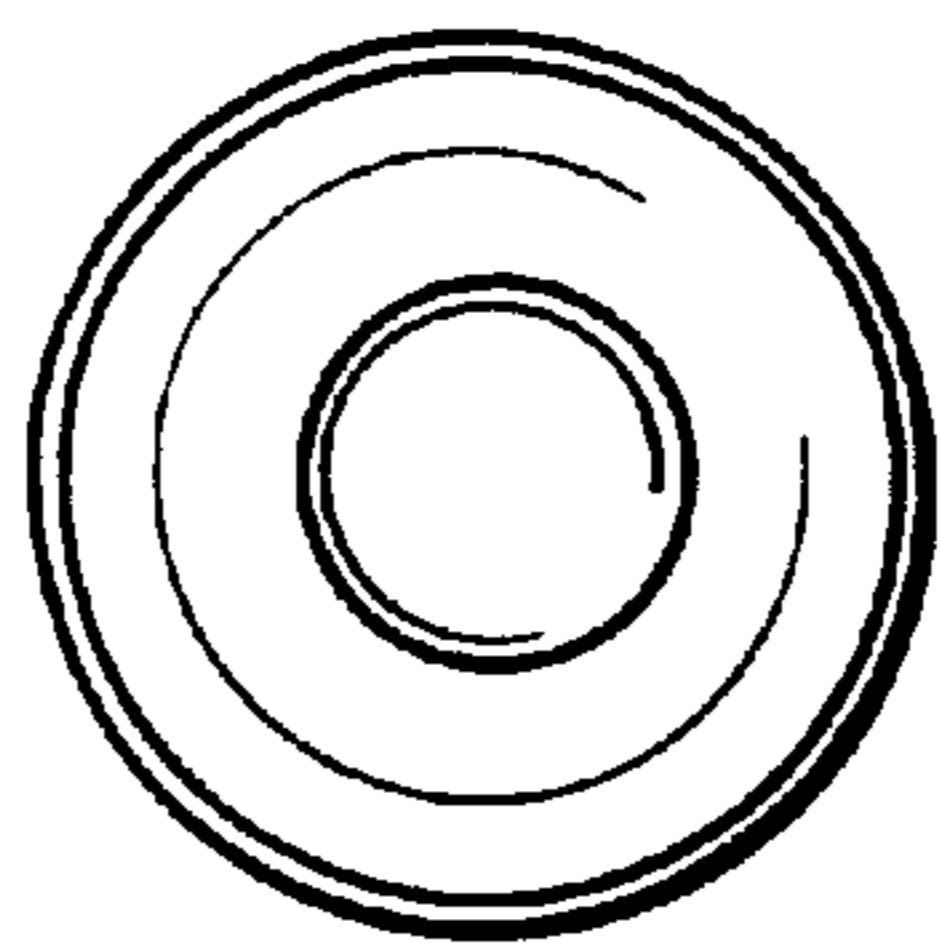


Fig-3