



US00D424353S

# United States Patent [19] Duggan

[11] **Patent Number: Des. 424,353**

[45] **Date of Patent: \*\* May 9, 2000**

[54] **TOWEL BAR**

[75] Inventor: **Michael P. Duggan**, Brookside, N.J.

[73] Assignee: **Melard Manufacturing Corp.**, Passaic, N.J.

[\*\*] Term: **14 Years**

[21] Appl. No.: **29/106,773**

[22] Filed: **Jun. 22, 1999**

[51] **LOC (7) Cl.** ..... **07-07**

[52] **U.S. Cl.** ..... **D6/550; D6/549**

[58] **Field of Search** ..... D6/524, 546, 548,  
D6/549, 550; 211/13.1, 86-88, 105.1, 181.1;  
108/123

[56] **References Cited**

**U.S. PATENT DOCUMENTS**

- D. 303,470 9/1989 Razumov ..... D6/546
- D. 317,385 6/1991 Wolff et al. .... D6/524 X
- D. 327,598 7/1992 Emery ..... D6/549

*Primary Examiner*—Brian N. Vinson  
*Attorney, Agent, or Firm*—Edgar A. Zarins; Lloyd D. Doigan

[57] **CLAIM**

The ornamental design for a towel bar, as shown and described.

**DESCRIPTION**

FIG. 1 is a perspective view of a towel bar showing my new design;

FIG. 2 is a front elevational view thereof;

FIG. 3 is a rear elevational view thereof;


FIG. 4 is a top plan view thereof;

FIG. 5 is a bottom plan view thereof; and,

FIG. 6 is an end view thereof, the opposite end being a mirror image of the end shown.

The broken-line disclosure of a horizontal towel bar in the views is for illustrative purposes only and forms no part of the claimed design.

**1 Claim, 2 Drawing Sheets**



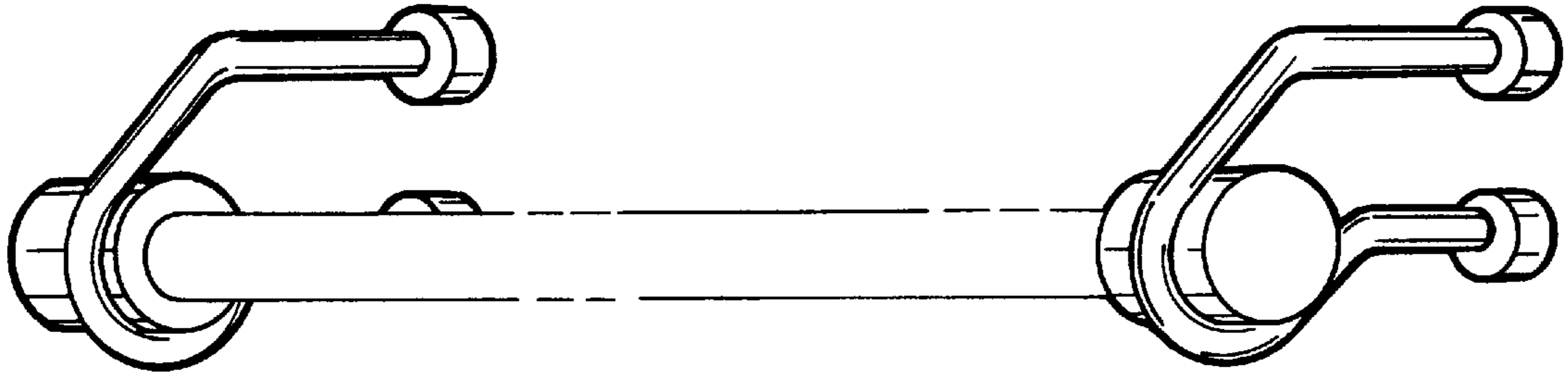


Fig-1

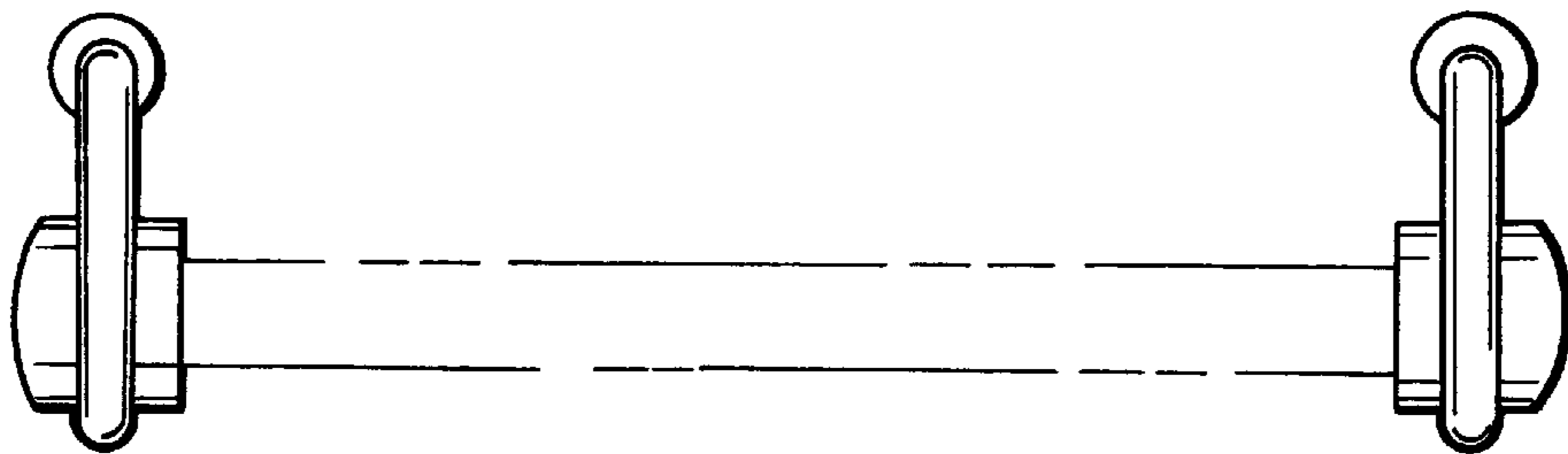


Fig-2

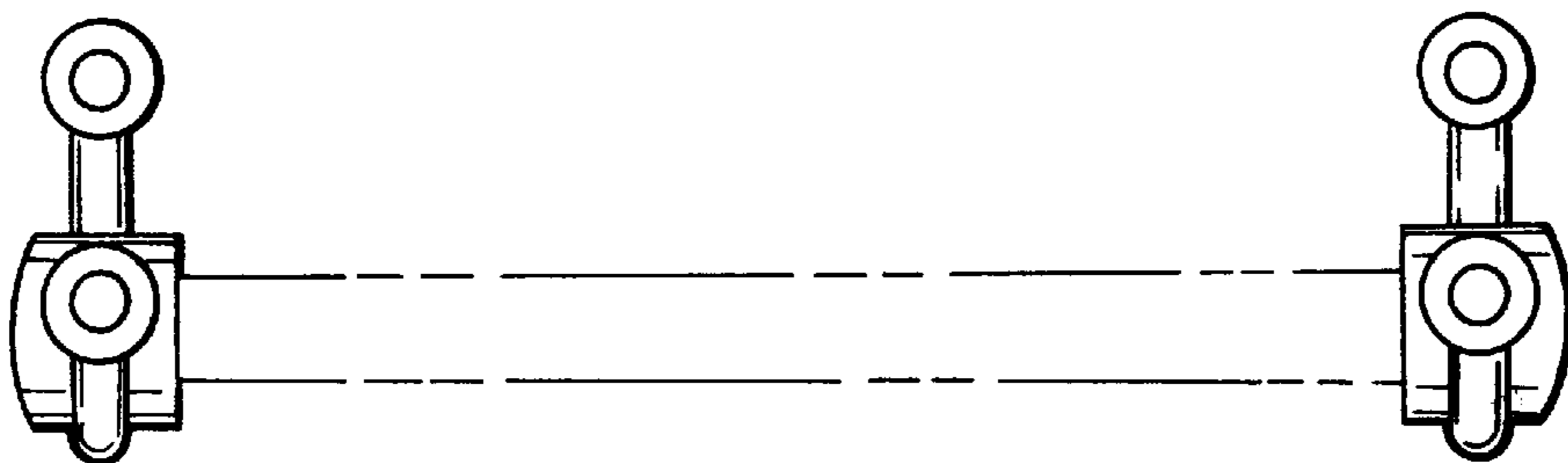


Fig-3

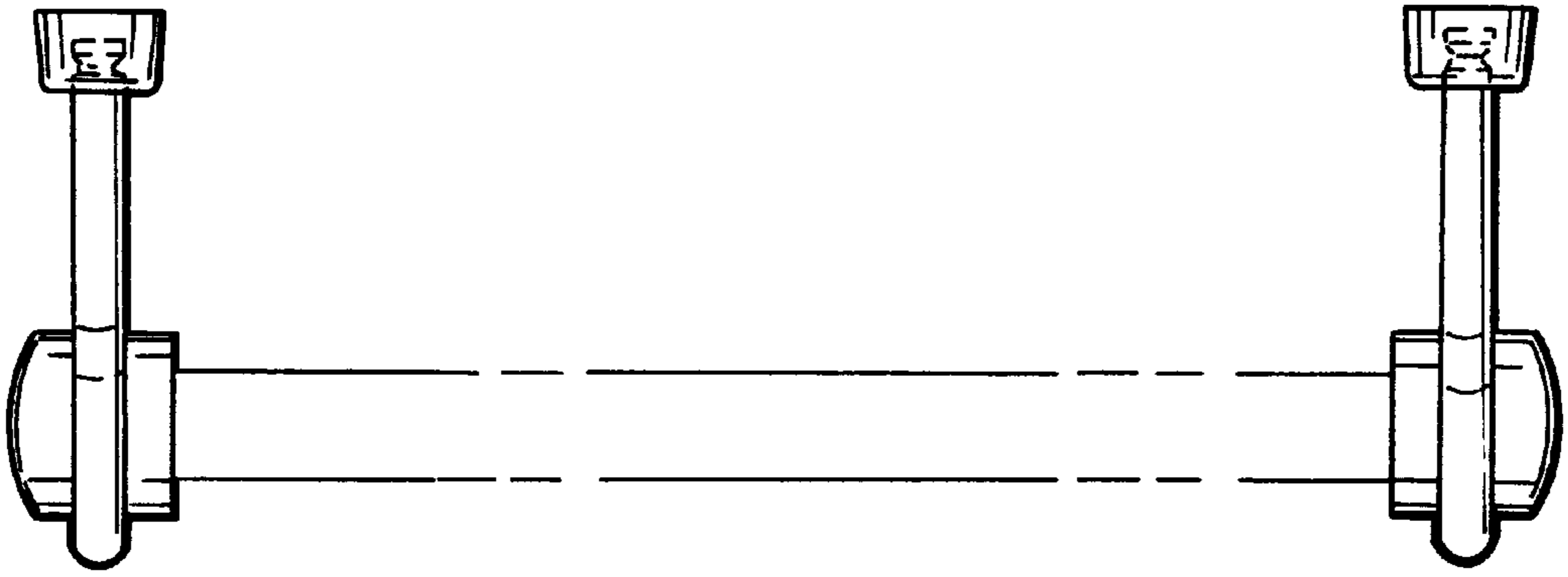


Fig-4




Fig-5

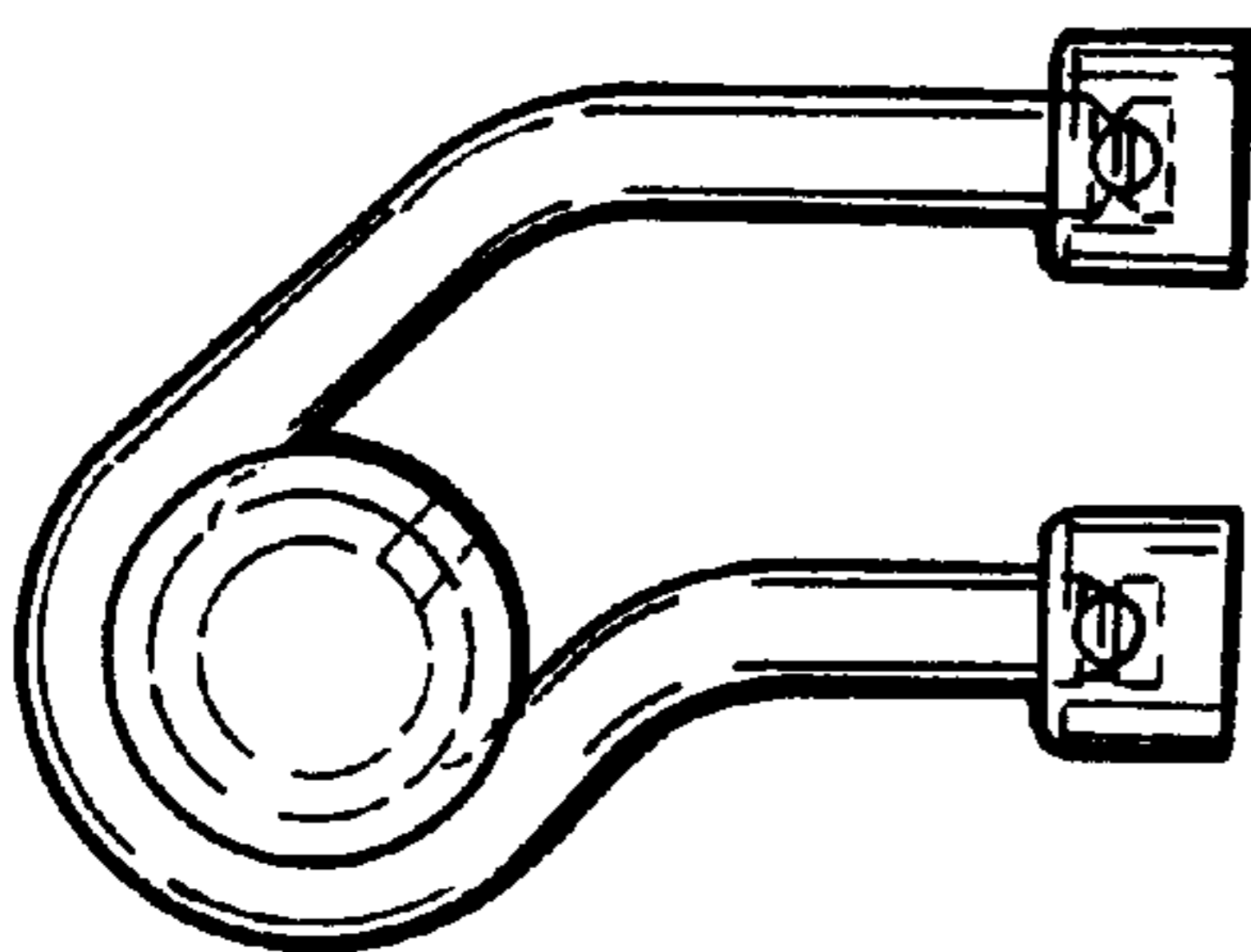


Fig-6