



US00D424337S

**United States Patent** [19]  
**Smith et al.**

[11] **Patent Number: Des. 424,337**  
[45] **Date of Patent: \*\* May 9, 2000**

[54] **CHAIR CUSHION**  
[75] Inventors: **Neil Smith**, Hanover; **Ron Webb**, Red Lion, both of Pa.  
[73] Assignee: **Reliance Medical Products, Inc.**, Mason, Ohio  
[\*\*] Term: **14 Years**

4,957,302 9/1990 Maxwell ..... 280/32.6  
5,348,375 9/1994 Steininger ..... 297/362.11  
5,461,965 10/1995 Schwaegerle ..... 91/408  
5,467,002 11/1995 Brooks ..... 318/553  
5,624,159 4/1997 Celoni et al. .... 297/325  
5,628,544 5/1997 Boetzkes ..... 297/316  
5,645,313 7/1997 Best et al. .... 297/84

[21] Appl. No.: **29/109,779**  
[22] Filed: **Aug. 18, 1999**

**FOREIGN PATENT DOCUMENTS**

3110111 3/1981 Germany .

**Related U.S. Application Data**

**OTHER PUBLICATIONS**

Reliance Medical Products, Inc., *Introducing the premier package for RK surgery*, Brochure. Undated.

[62] Division of application No. 29/095,402, Oct. 22, 1998, which is a continuation of application No. 29/078,440, Oct. 24, 1997, Pat. No. Des. 412,621.  
[51] **LOC (7) Cl.** ..... **06-06**  
[52] **U.S. Cl.** ..... **D6/502**  
[58] **Field of Search** ..... D6/334, 335, 336, D6/360, 361, 367, 368, 379, 500, 501, 502; 297/68, 84, 85, 188.1, 250.1, 330, 452.16, 452.48, 452.62

(List continued on next page.)

*Primary Examiner*—Doris V. Coles  
*Assistant Examiner*—Mimosa De  
*Attorney, Agent, or Firm*—Wood, Herron & Evans, L.L.P.

[56] **References Cited**

[57] **CLAIM**

The ornamental design for a chair cushion, as shown and described.

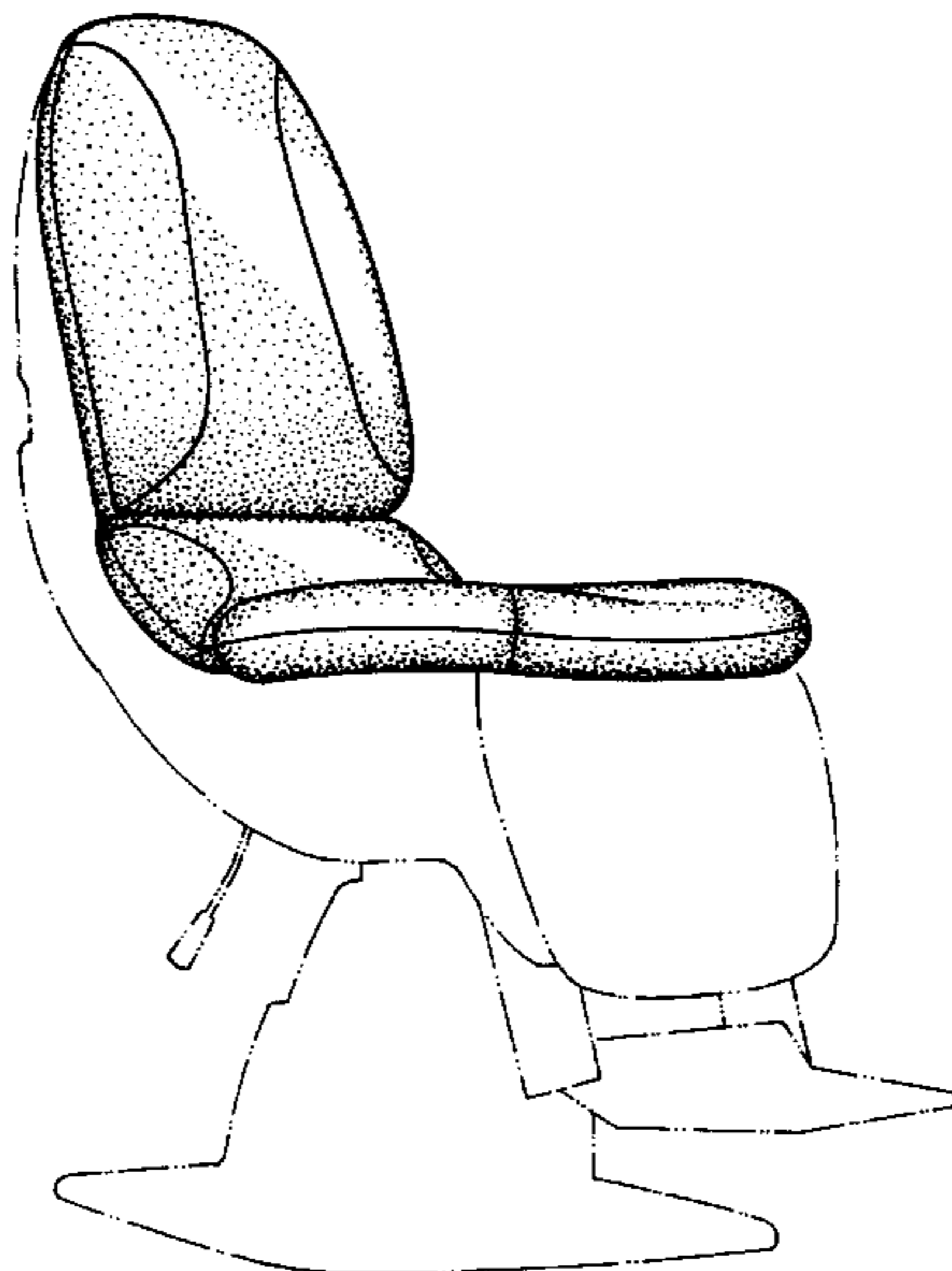
**U.S. PATENT DOCUMENTS**

**DESCRIPTION**

- D. 300,657 4/1989 Simpkins et al. .... D6/360
- D. 302,079 7/1989 Goldman ..... D6/367
- D. 321,097 10/1991 Jones et al. .... D6/360
- D. 333,736 3/1993 Nordstrom ..... D6/360
- D. 354,176 1/1995 Schwaegerle et al. .... D6/360
- D. 354,177 1/1995 Schwaegerle et al. .... D6/360
- D. 379,409 5/1997 Schwaegerle et al. .... D6/367
- D. 397,259 8/1998 Chatani et al. .... D6/367
- 2,874,689 2/1959 Gavelek ..... 128/33
- 3,198,574 8/1965 Ota et al. .... 297/391
- 3,299,886 1/1967 Mikan ..... 128/71
- 3,578,379 5/1971 Taylor et al. .... 297/71
- 3,999,799 12/1976 Daswick ..... 297/270
- 4,415,203 11/1983 Cawley ..... 297/391
- 4,505,514 3/1985 Stöckl et al. .... 297/322
- 4,852,941 8/1989 Jones ..... 297/360
- 4,941,709 7/1990 Möller ..... 297/325

FIG. 1 is perspective view of the chair cushion showing my new design, it being understood that the broken line showing of the chair is for illustrative purposes only and forms no part of the claimed design;  
FIG. 2 is a front elevational view of the chair cushion as shown in FIG. 1;  
FIG. 3 is a right side view of the chair cushion as shown in FIG. 1 is a right side view of the chair cushion as shown in FIG. 1 with the left side being a mirror image of the right side;  
FIG. 4 is a top plan view of the chair cushion as shown in FIG. 1;  
FIG. 5 is a bottom view of the chair cushion as shown in FIG. 1; and,  
FIG. 6 is a rear view of the chair cushion as shown in FIG. 1.

**1 Claim, 2 Drawing Sheets**



OTHER PUBLICATIONS

Reliance Medical Products, Inc., *Surgical Package*, Brochure, 1993.

Reliance Medical Products, Inc., *800, Fully powered hydraulic examination chair/procedures table*, Brochure, 1995.

Reliance Medical Products, Inc., *7100, Fully powered, minor procedures table*, Brochure, 1994.

Reliance Medical Products, Inc., *7000, Fully powered hydraulic examination chair/minor procedures table*, Brochure, 1993.

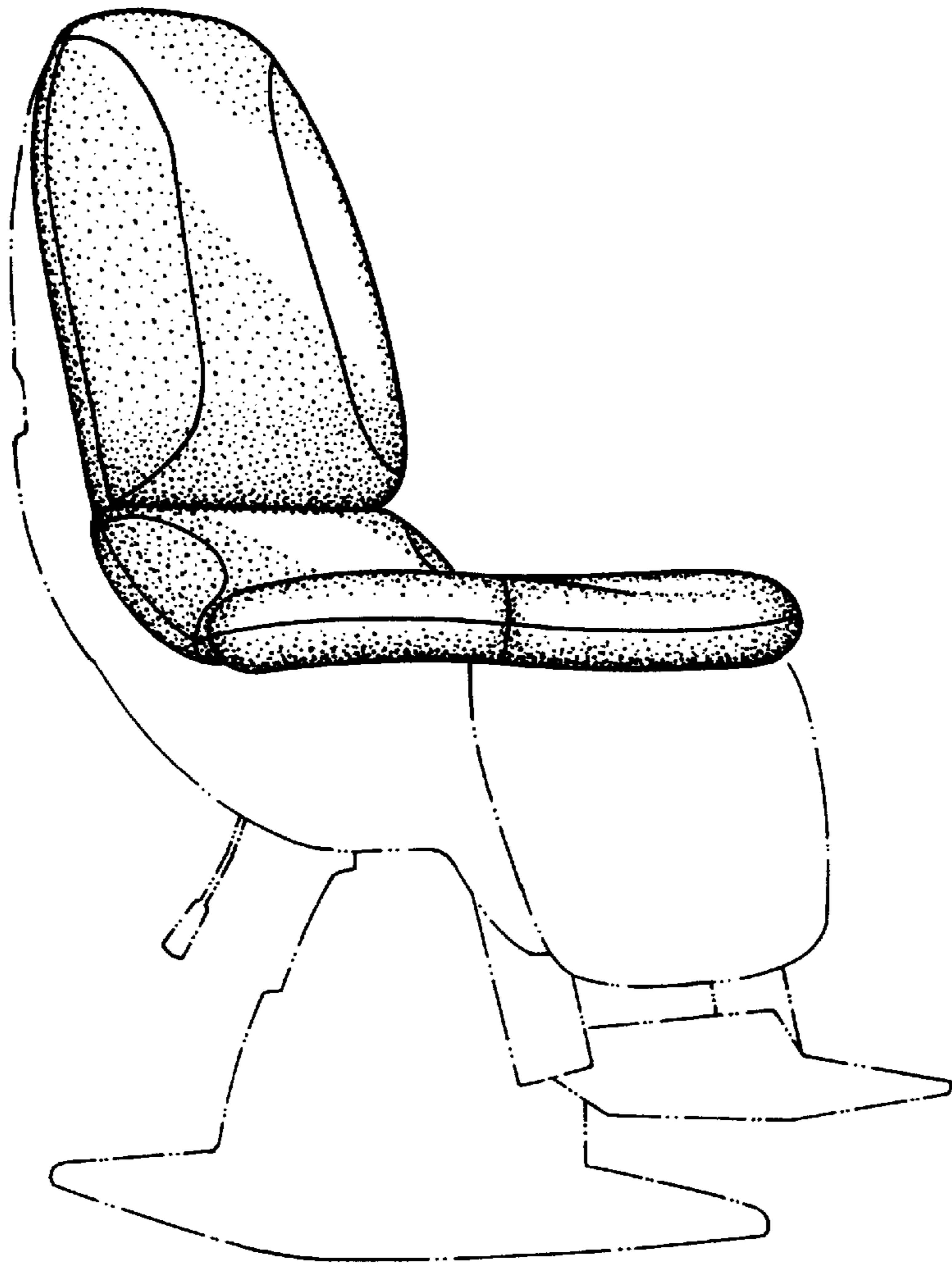


FIG. 1

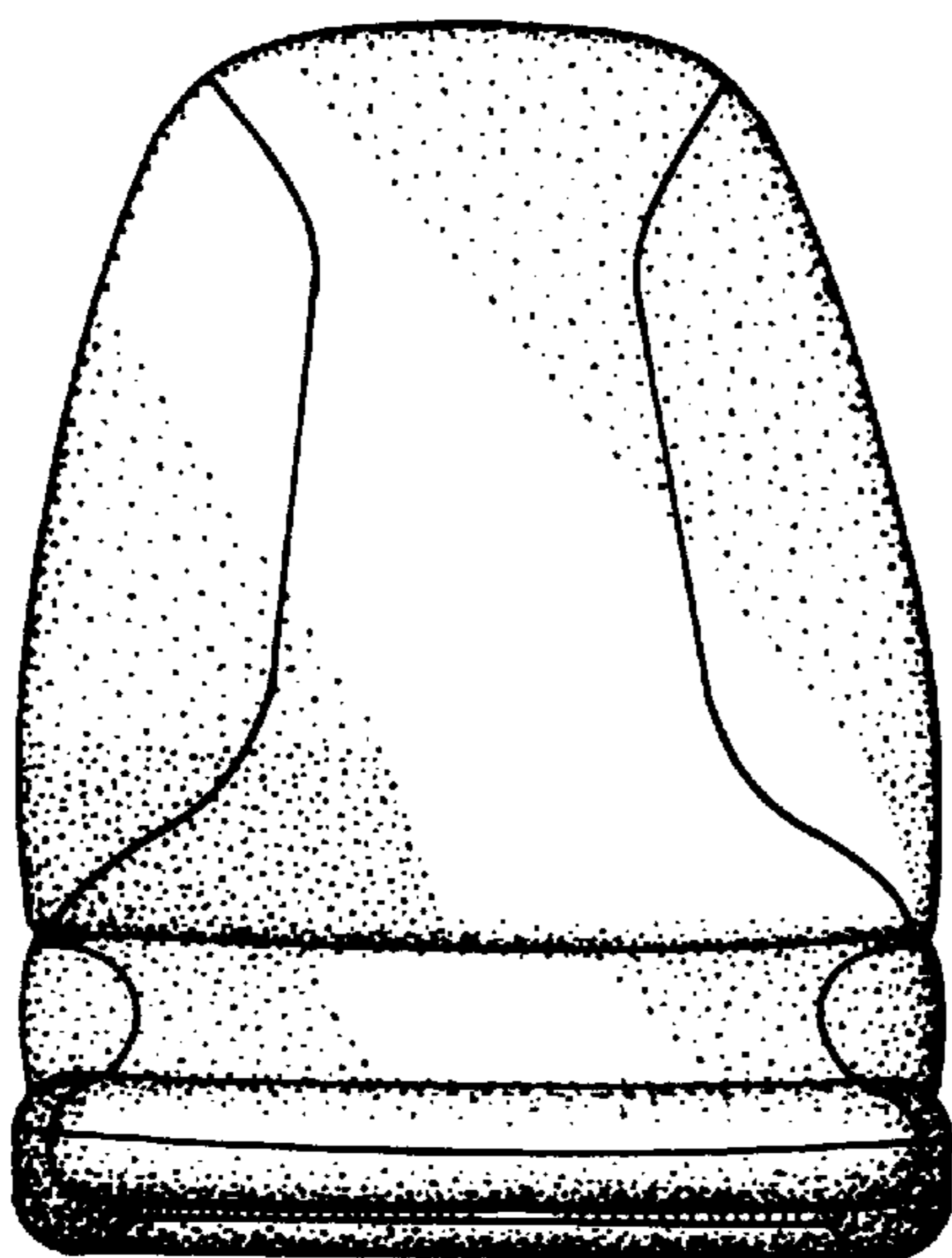


FIG. 2




FIG. 3

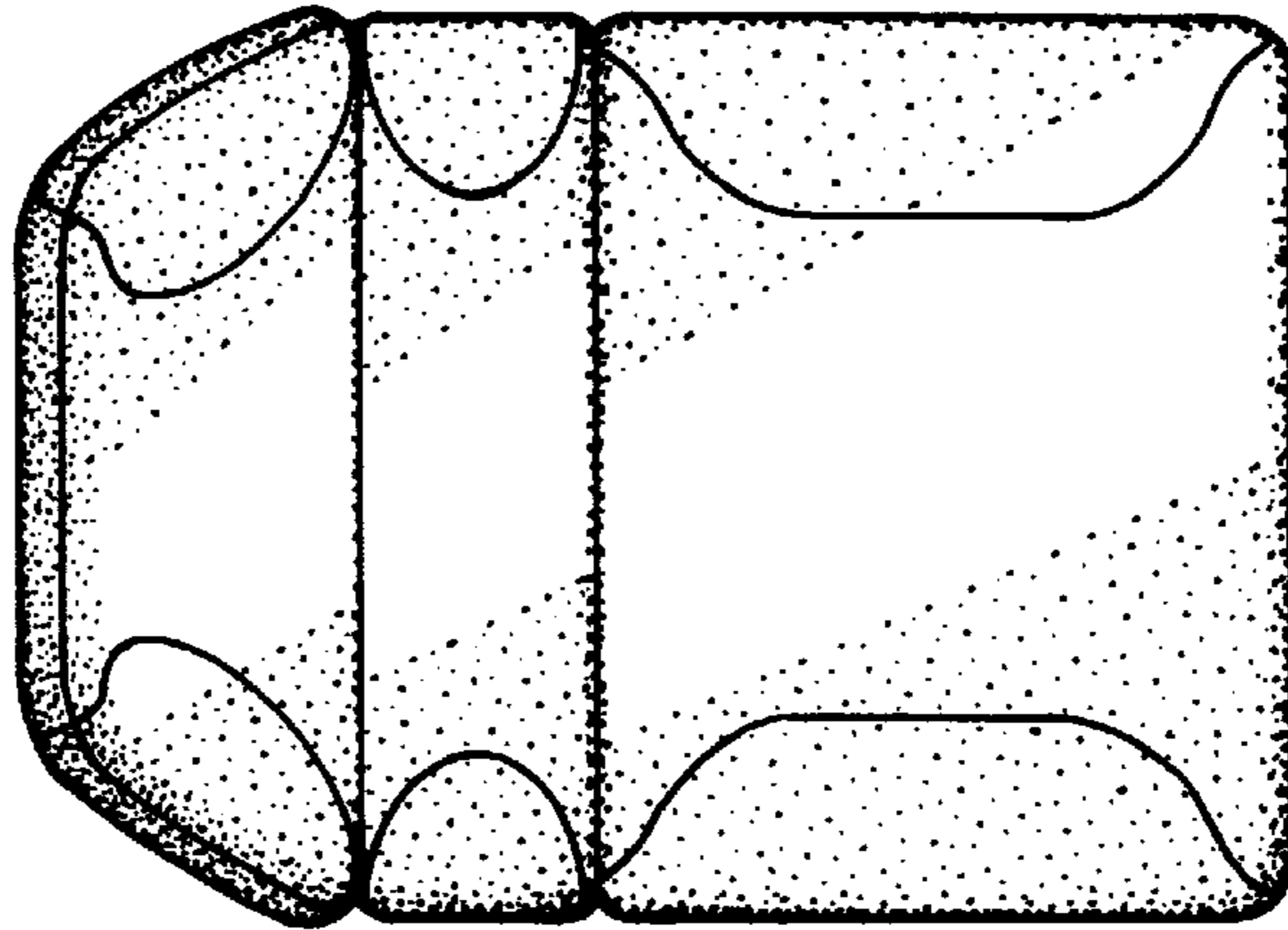


FIG. 4

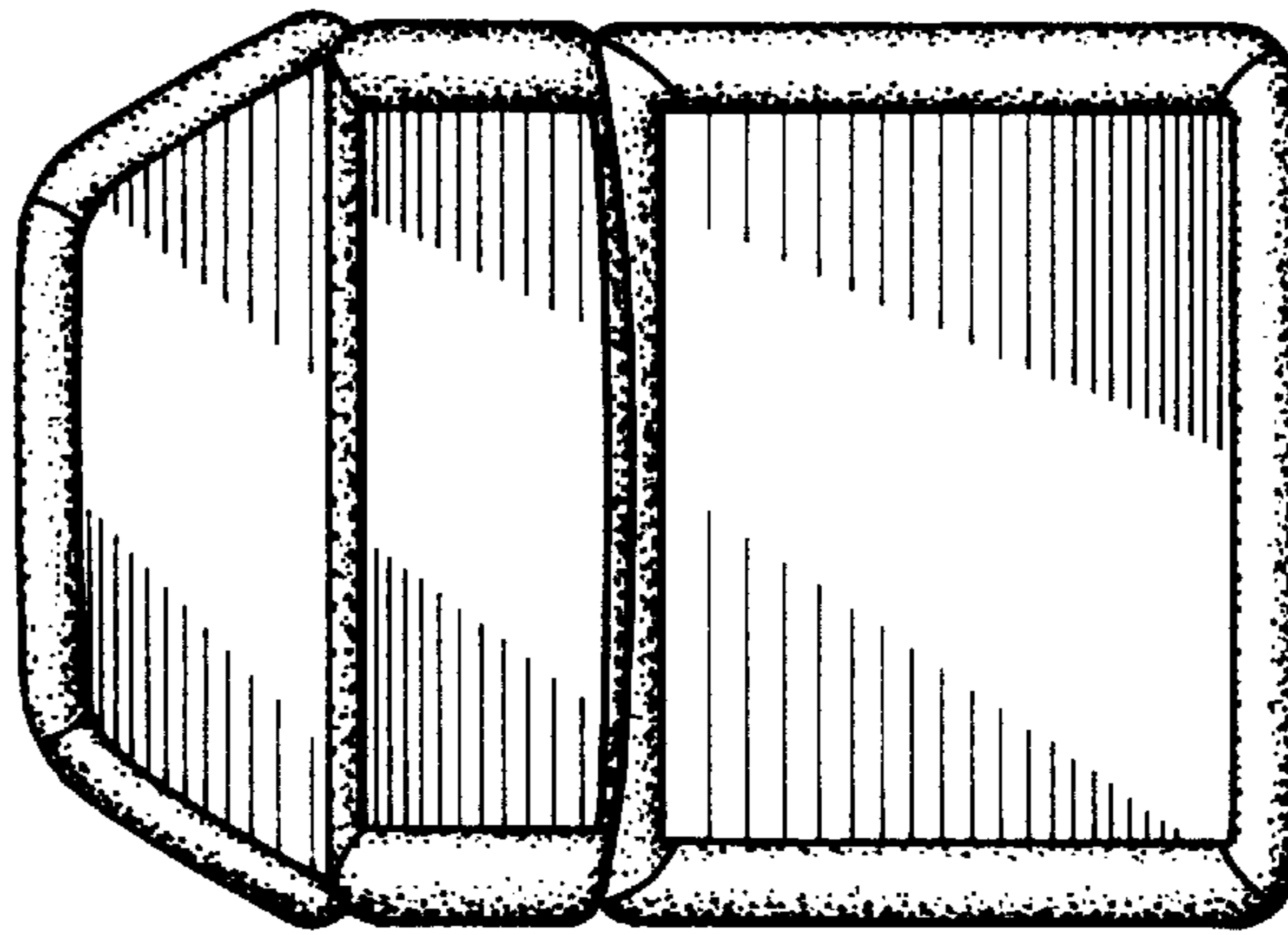


FIG. 5

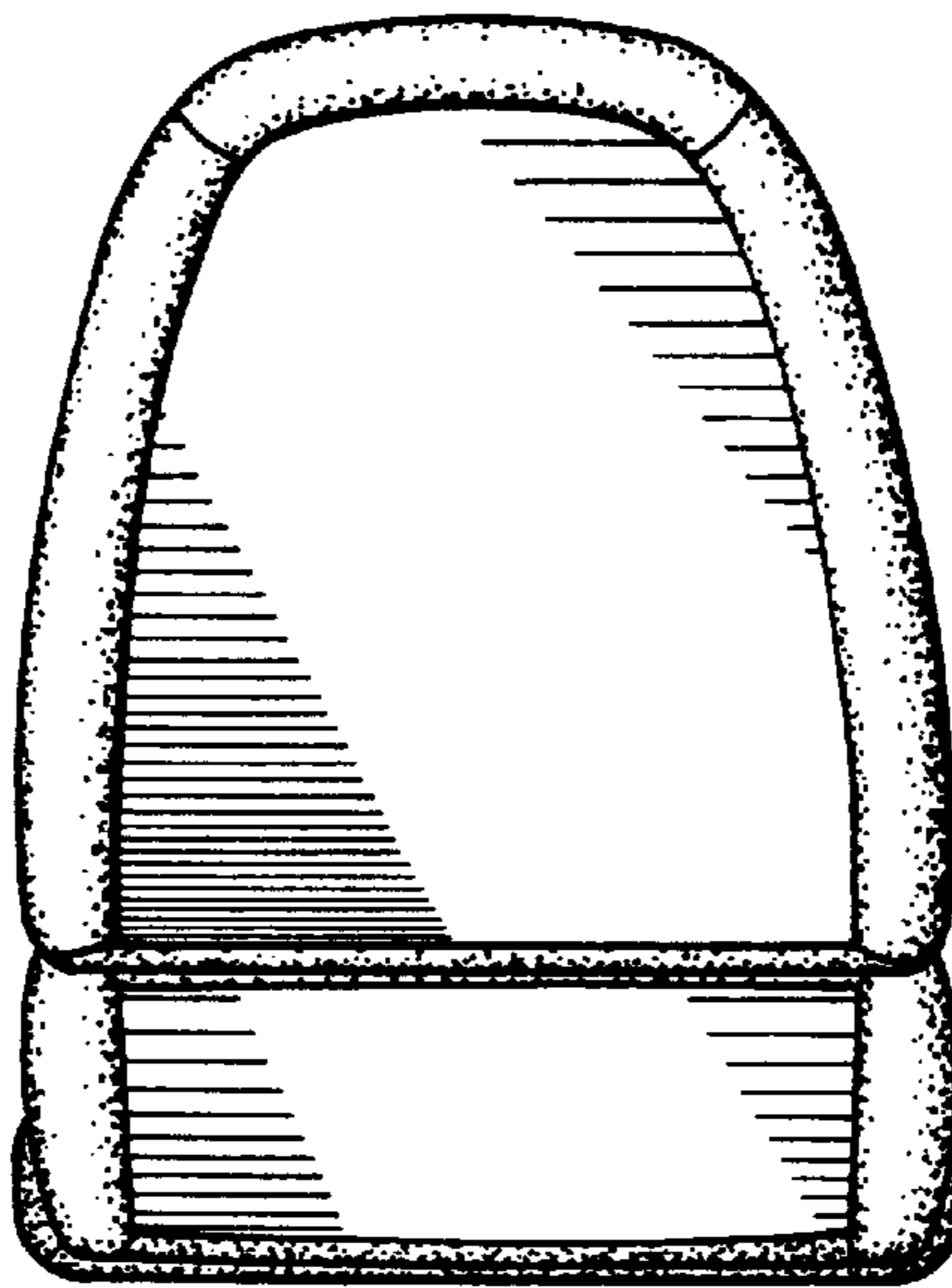


FIG. 6



UNITED STATES PATENT AND TRADEMARK OFFICE  
CERTIFICATE OF CORRECTION

PATENT NO. : Des 424,337  
DATED : May 9, 2000  
INVENTOR(S) : Neil Smith et al.

Page 1 of 1

It is certified that error appears in the above-identified patent and that said Letters Patent is hereby corrected as shown below:

Column 2,

Item [57], the description of "FIG. 3" should read -- FIG. 3 is a right side view of the chair cushion as shown in FIG. 1 with the left side being a mirror image of the right side; --.

Signed and Sealed this .

Eleventh Day of September, 2001

Attest:

*Nicholas P. Godici*

Attesting Officer

NICHOLAS P. GODICI  
Acting Director of the United States Patent and Trademark Office