



US00D424330S

**United States Patent** [19]  
**DeWitt**

[11] **Patent Number: Des. 424,330**  
[45] **Date of Patent: \*\* May 9, 2000**

[54] **RIBBON DISPLAY STAND**  
[76] Inventor: **Linda DeWitt**, P.O. Box 5191, Santa Cruz, Calif. 95063-5191  
[\*\*] Term: **14 Years**  
[21] Appl. No.: **29/104,231**  
[22] Filed: **Apr. 30, 1999**

D. 266,338 9/1982 Mandel ..... D20/43  
D. 277,196 1/1985 Eason ..... D20/43  
D. 315,669 3/1991 Paul ..... D8/367 X  
D. 316,811 5/1991 Paul ..... D6/300 X  
D. 348,485 7/1994 Short ..... D6/553 X  
D. 380,235 6/1997 Gruneisen, III ..... D20/43  
D. 381,369 7/1997 Sabadina ..... D20/43  
1,997,048 4/1935 Demmy ..... D8/373 X

**Related U.S. Application Data**

[62] Division of application No. 29/091,323, Jul. 28, 1998, Pat. No. Des. 412,074.  
[51] **LOC (7) Cl.** ..... **06-04**  
[52] **U.S. Cl.** ..... **D6/466; D6/509**  
[58] **Field of Search** ..... D6/509, 470, 449, D6/466; D20/43; 248/49, 65, 121, 126, 174, 176.1, 309.1, 310; 40/649, 650, 661, 1.5; 211/13.1, 44, 50; D19/90, 91, 100; D8/367, 373, 354

*Primary Examiner*—Jeffrey Asch  
*Assistant Examiner*—Linda Brooks  
*Attorney, Agent, or Firm*—Flehr Hohbach Test Albritton & Herbert LLP

**CLAIM**

[57] The ornamental design for a ribbon display stand, as shown and described.

**DESCRIPTION**

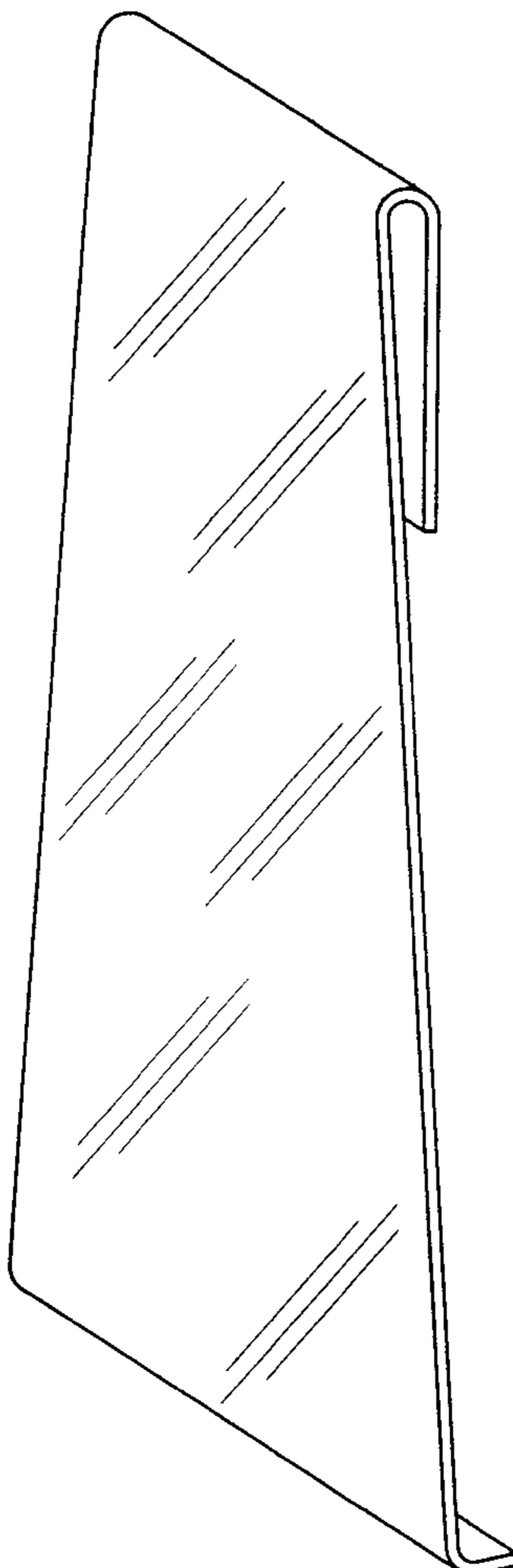
FIG. 1 is a perspective view of a ribbon display stand.  
FIG. 2 is a front elevational view thereof on a reduced scale.  
FIG. 3 is a rear elevational view of FIG. 2.  
FIG. 4 is a right side elevational view of FIG. 2; and,  
FIG. 5 is a left side elevational view of FIG. 2.

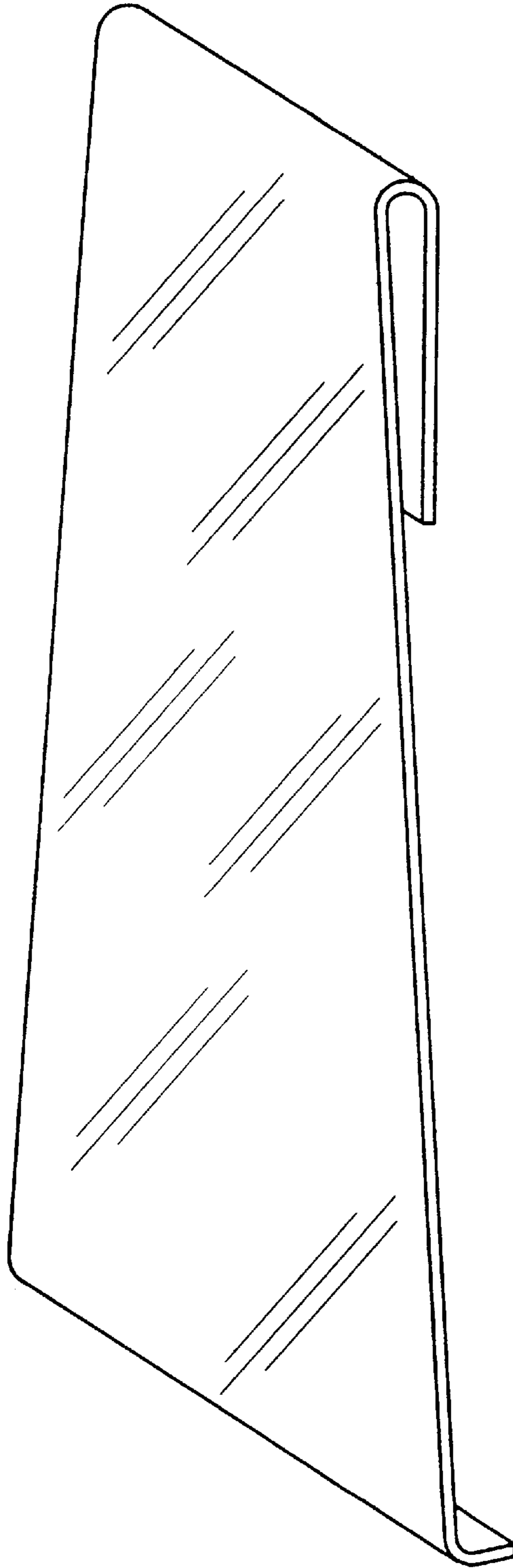
**References Cited**

**U.S. PATENT DOCUMENTS**

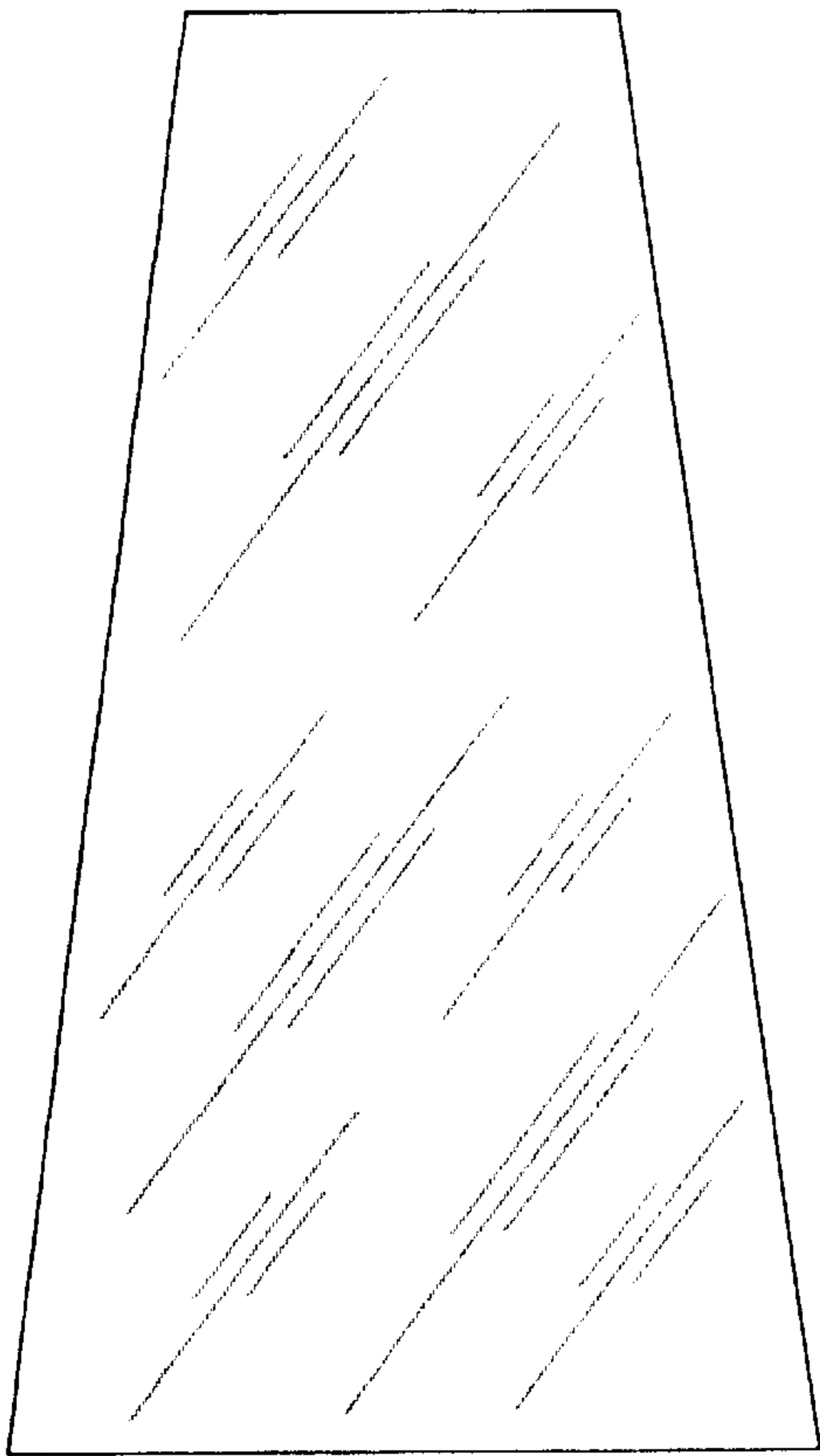
D. 179,993 4/1957 Waxman et al. .... D6/553

**1 Claim, 3 Drawing Sheets**

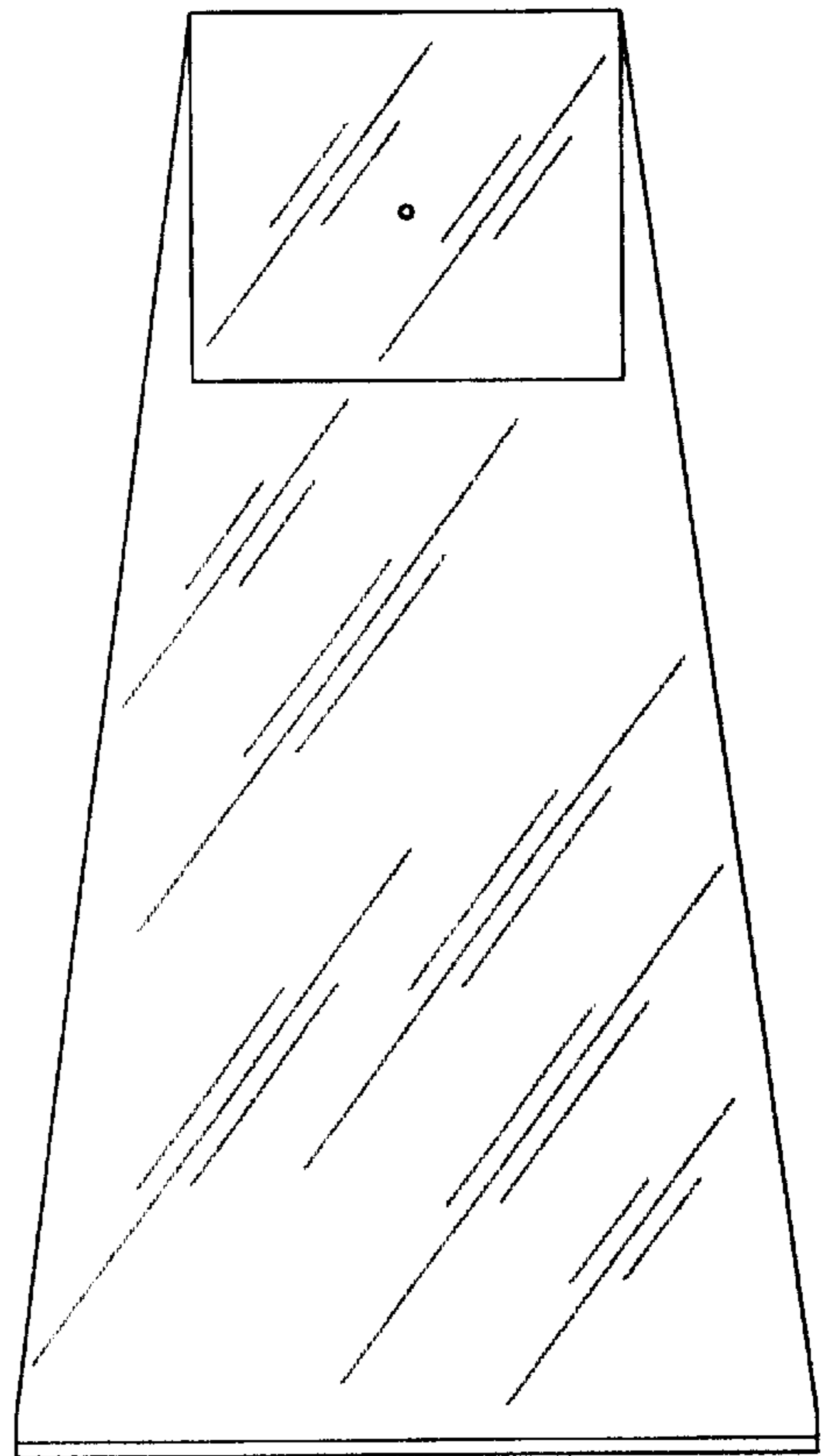




*Fig. - 1*



*Fig. - 2*



*Fig. - 3*



*Fig.* - 4



*Fig.* - 5