



US00D424327S

United States Patent [19]

Zaman

[11] **Patent Number: Des. 424,327**

[45] **Date of Patent: ** May 9, 2000**

[54] **BOTTLE CABINET**

[76] Inventor: **Mohammad H. Zaman**, 23 Lindale Avenue, Bury, Lancashire, United Kingdom, BL9 8ED

[**] Term: **14 Years**

[21] Appl. No.: **29/087,909**

[22] Filed: **May 12, 1998**

[30] Foreign Application Priority Data

Nov. 12, 1997 [GB] United Kingdom 2070442

[51] **LOC (7) Cl.** **06-04**

[52] **U.S. Cl.** **D6/434**

[58] **Field of Search** D6/432-448, 449-453; 312/204

[56] References Cited

U.S. PATENT DOCUMENTS

D. 38,720	8/1907	Soellner	D6/450
D. 39,210	3/1908	Heimann	D6/450
D. 111,736	10/1938	De Sabato	D6/450
D. 208,340	8/1967	Polienz	D6/450
D. 259,684	6/1981	Davis	D6/450
D. 354,640	1/1995	Flum	D6/450

D. 355,793	2/1995	Flum	D6/450
D. 372,814	8/1996	Hartmann	D6/450
D. 373,690	9/1996	Hartmann	D6/450
641,917	1/1900	Young et al.	312/204 X

Primary Examiner—Carmen H. Vales-Lado
Attorney, Agent, or Firm—Oliff & Berridge, PLC

[57] CLAIM

The ornamental design for a bottle cabinet, as shown and described.

DESCRIPTION


FIG. 1 is a front perspective view of a bottle cabinet showing my new design;
FIG. 2 is a rear perspective view thereof;
FIG. 3 is a right side elevational view thereof;
FIG. 4 is a left side elevational view thereof; and,
FIG. 5 is a top plan view thereof.

The nature and intended use of the article in which the design is embodied is for a cabinet.

The broken lines immediately adjacent the neck area represents the bounds of the design but form no part thereof; all other broken lines form no part of the claimed design.

The bottom view is not shown since it adds nothing to the claimed design.

1 Claim, 3 Drawing Sheets






FIG. 1




FIG. 2




FIG. 3



FIG. 4

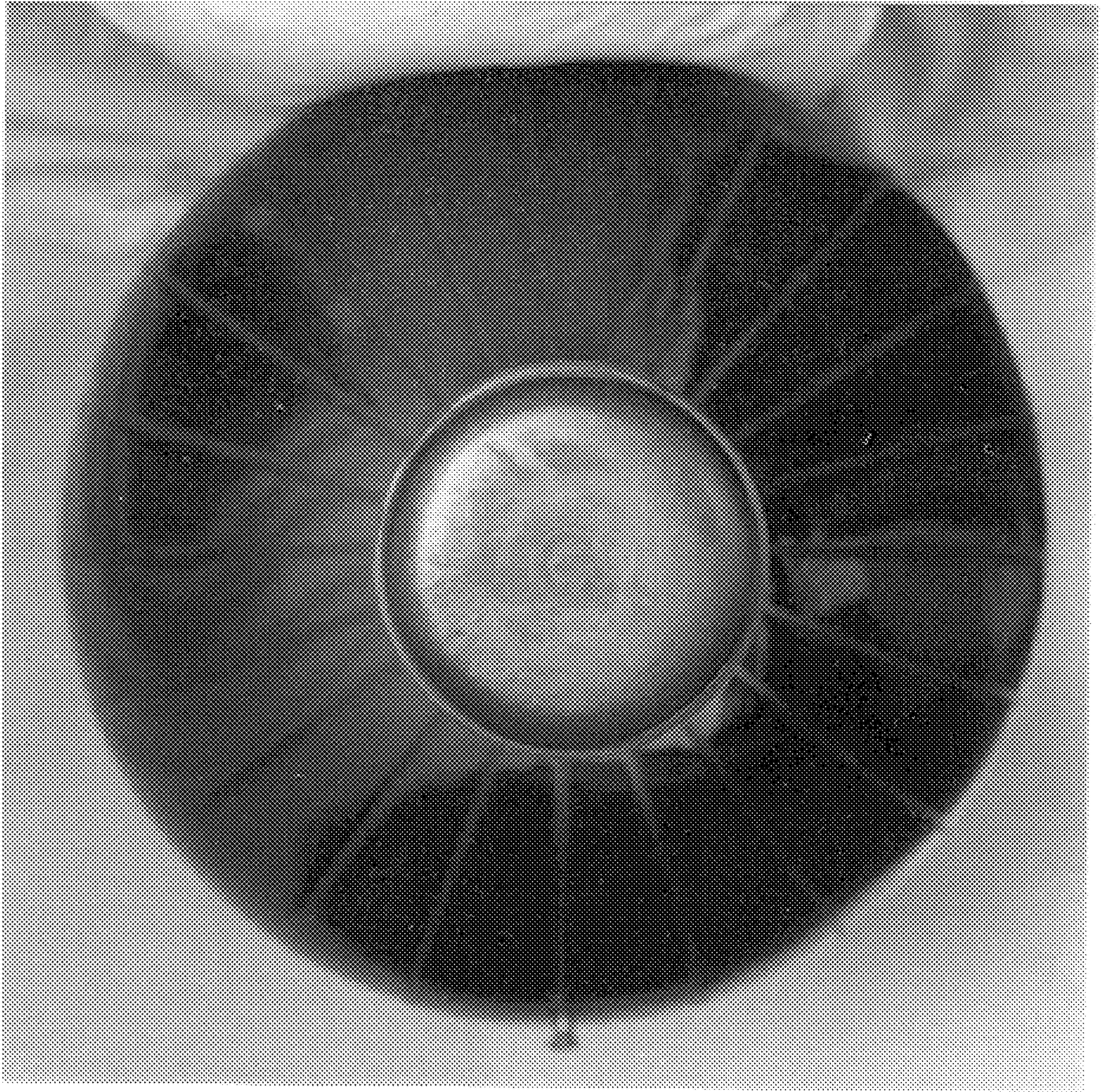


FIG. 5