



US00D424326S

United States Patent [19]

[11] **Patent Number: Des. 424,326**

Zaman

[45] **Date of Patent: ** May 9, 2000**

[54] **BOTTLE CABINET**

D. 354,640	1/1995	Flum	D6/450
D. 355,793	2/1995	Flum	D6/450
D. 372,814	8/1996	Hartmann	D6/450
D. 373,690	9/1996	Hartmann	D6/450
641,917	1/1900	Young et al.	312/204 X

[76] Inventor: **Mohammad H. Zaman**, 23 Lindale Avenue, Bury, Lancashire BL9 8ED, United Kingdom

[**] Term: **14 Years**

Primary Examiner—Carmen H. Vales-Lado
Attorney, Agent, or Firm—Oliff & Berridge, PLC

[21] Appl. No.: **29/087,907**

[57] **CLAIM**

[22] Filed: **May 12, 1998**

The ornamental design for a bottle cabinet, as shown and described.

[30] **Foreign Application Priority Data**

DESCRIPTION

Nov. 12, 1997 [GB] United Kingdom 2070441

[51] **LOC (7) Cl.** **06-04**

FIG. 1 is a front perspective view of a bottle cabinet showing my new design;

[52] **U.S. Cl.** **D6/434**

FIG. 2 is a rear perspective view thereof;

[58] **Field of Search** D6/432-448, 449-453; 312/204

FIG. 3 is a left side elevational view thereof;

FIG. 4 is a right side elevational view thereof; and,

FIG. 5 is a top plan view thereof.

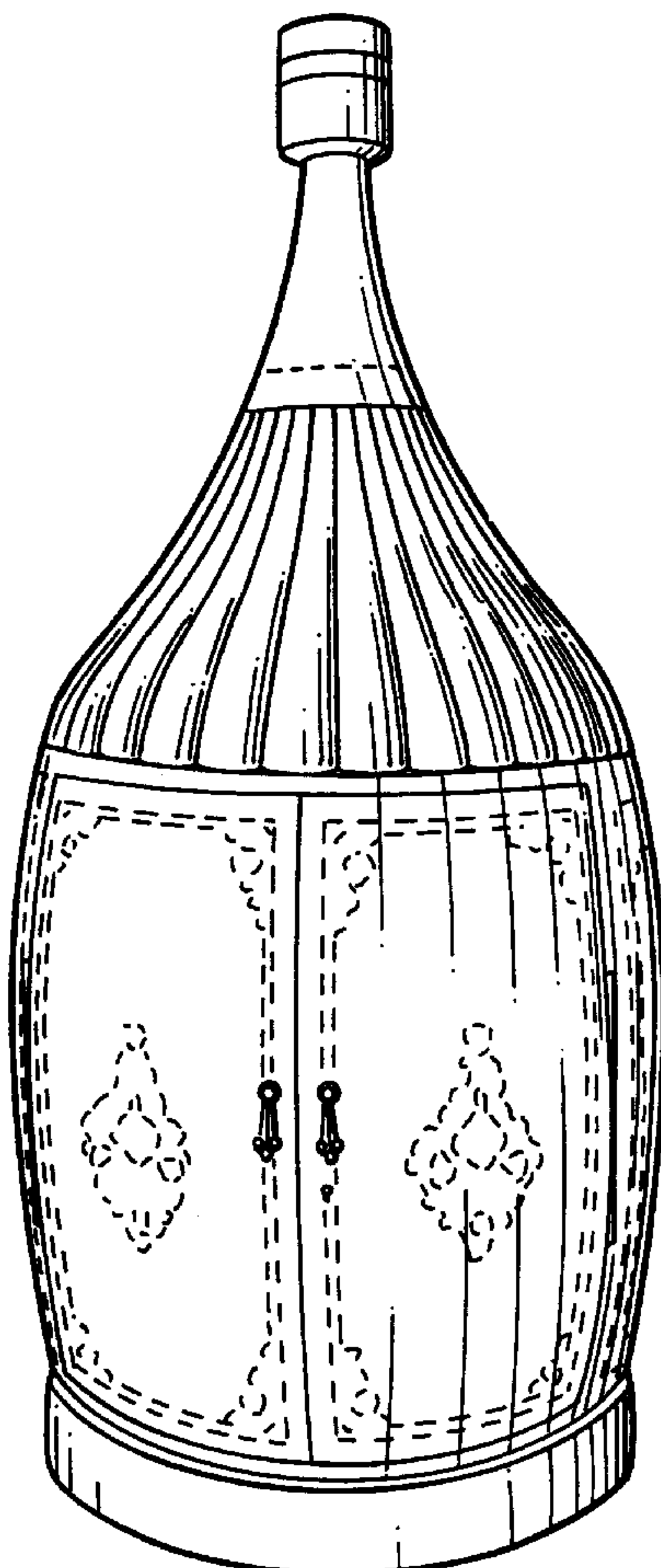
[56] **References Cited**

The nature and intended use of the article in which the design is embodied is for a cabinet. The broken lines shown throughout the views are for illustrative purposes only and form no part of the claimed design. The bottom view is not shown since it adds nothing to the claimed design.

U.S. PATENT DOCUMENTS

D. 38,720	8/1907	Soellner	D6/450
D. 39,210	3/1908	Heimann	D6/450
D. 111,736	10/1938	De Sabato	D6/450
D. 208,340	8/1967	Polienz	D6/450
D. 259,684	6/1981	Davis	D6/450

1 Claim, 5 Drawing Sheets



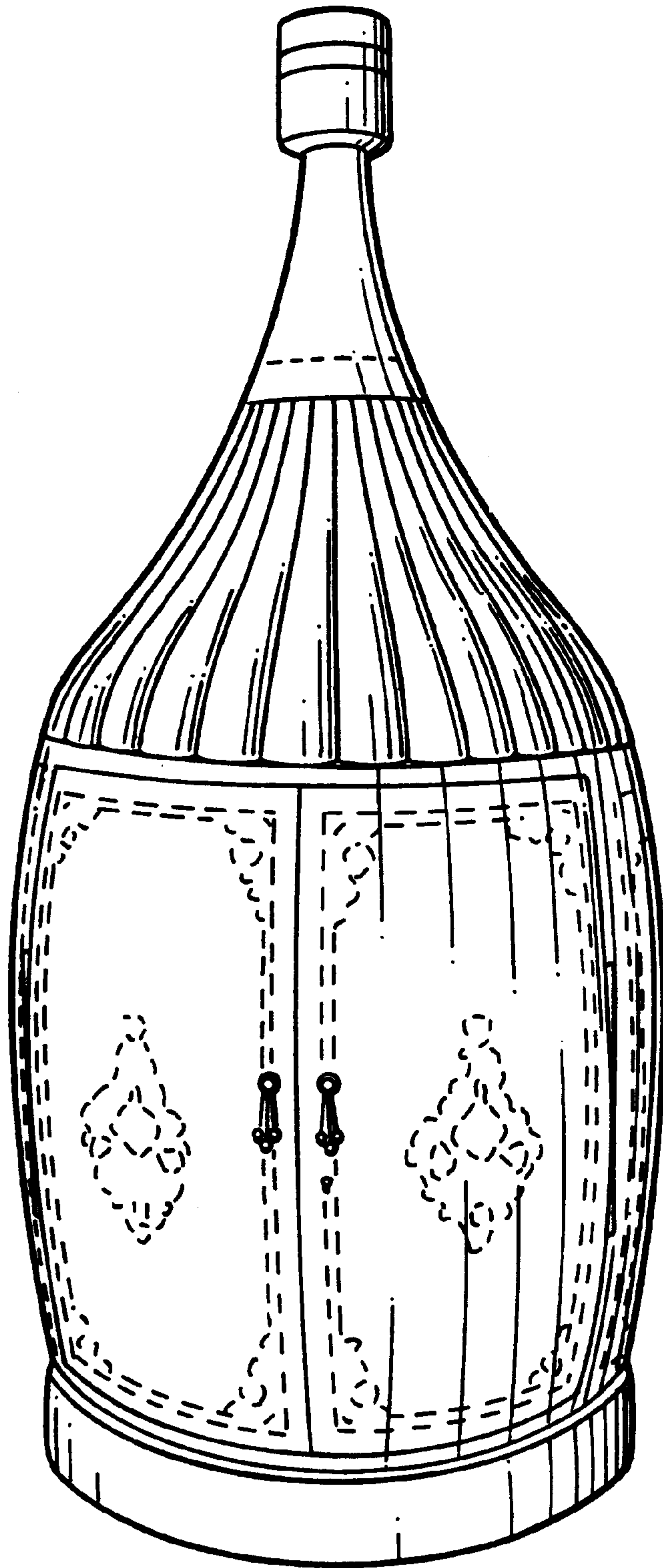


FIG. 1

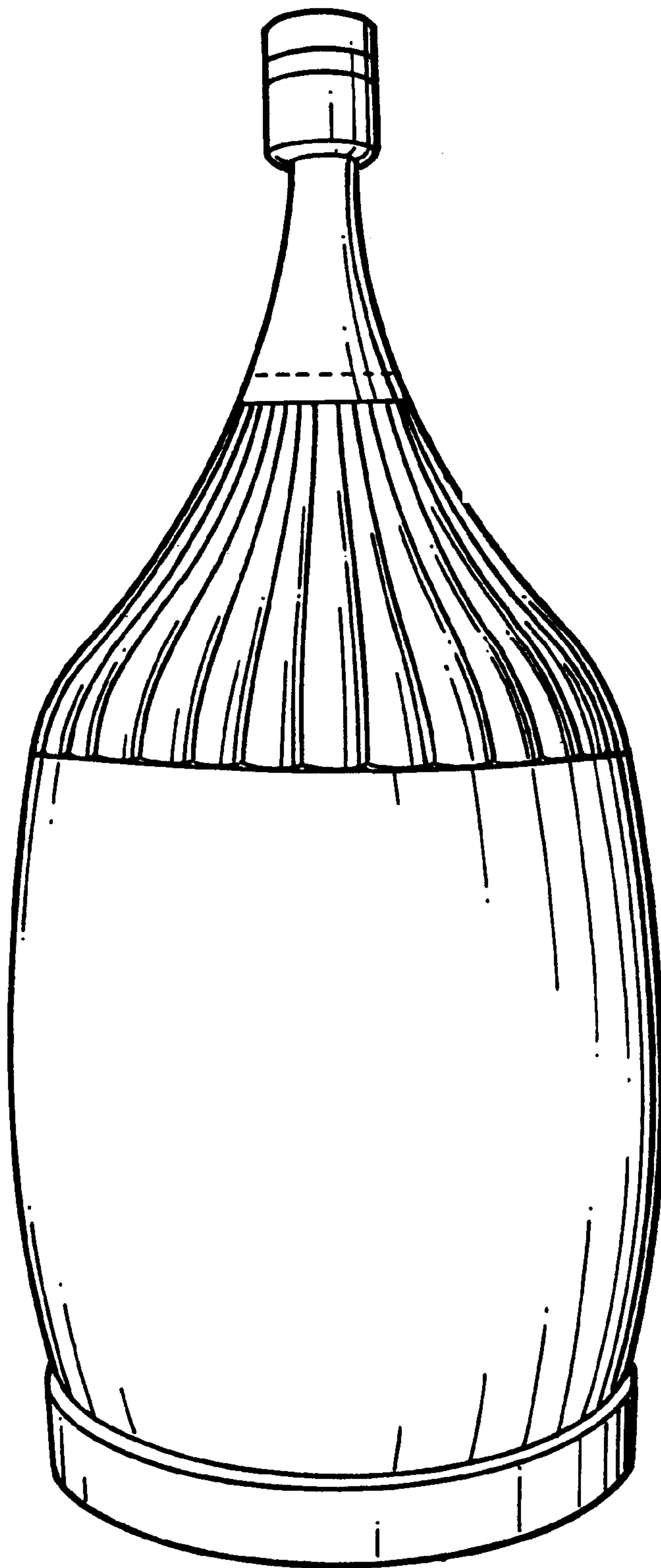


FIG. 2

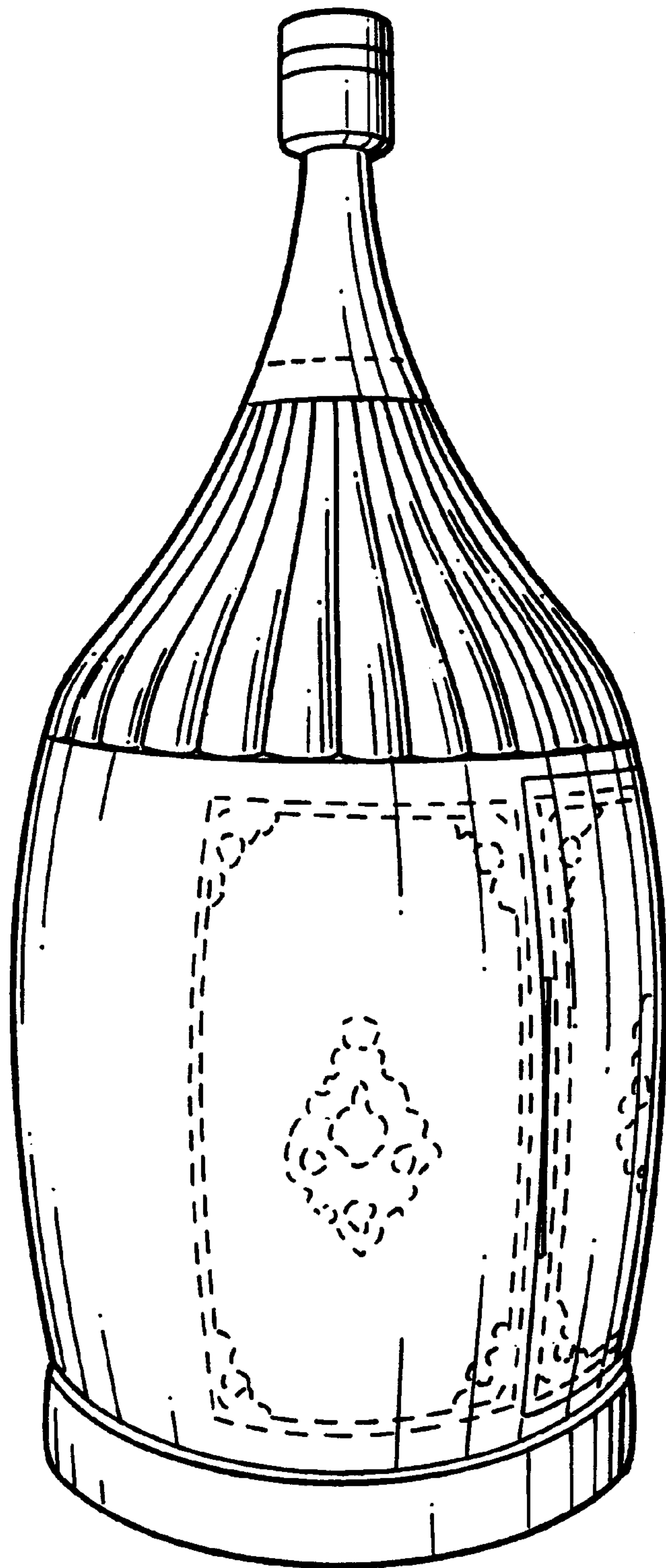


FIG. 3

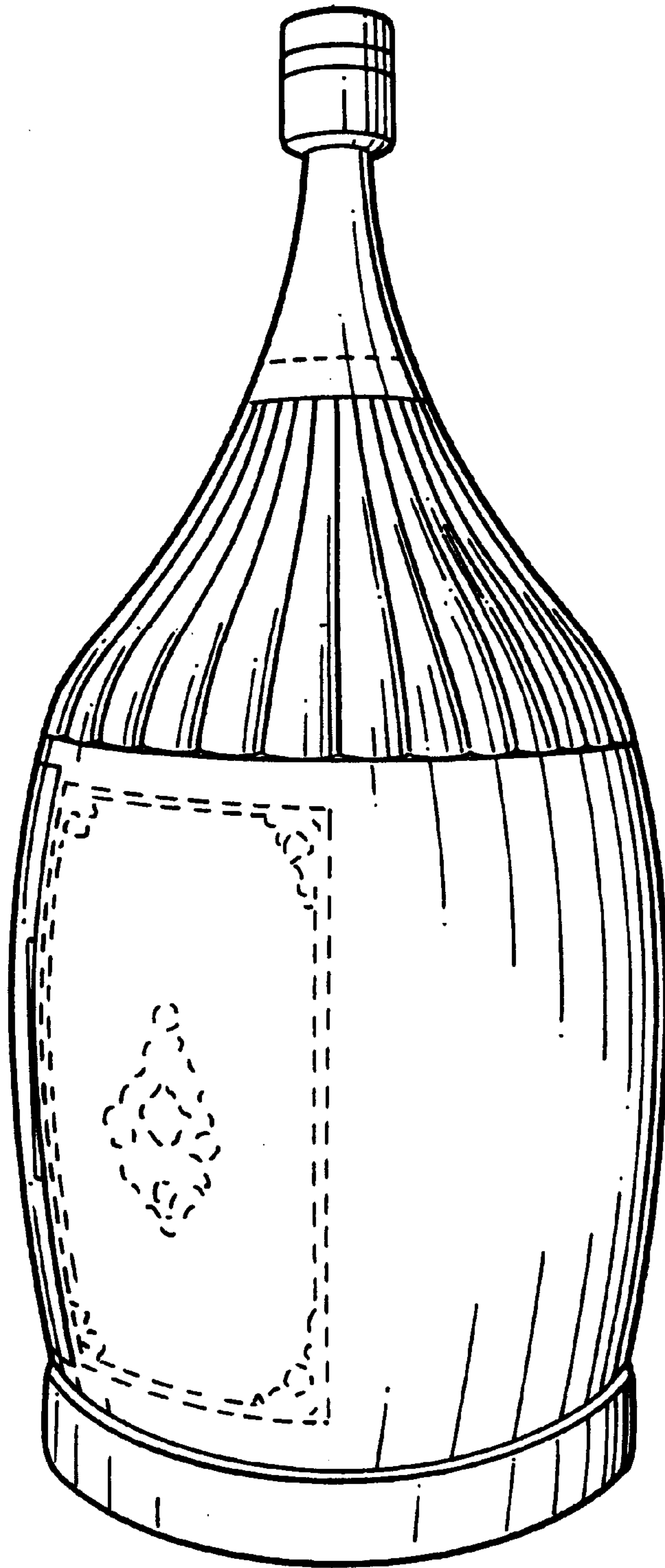


FIG. 4




FIG. 5