



US00D424312S

# United States Patent [19]

Hotaling et al.

[11] Patent Number: Des. 424,312

[45] Date of Patent: \*\* May 9, 2000

[54] FEEDING SEAT

[75] Inventors: **Bryan R. Hotaling**, Arlington; **Jon R. Rossman**, Chelmsford, both of Mass.

[73] Assignee: **The First Years, Inc.**, Lake Forest, Calif.

[\*\*] Term: **14 Years**

[21] Appl. No.: **29/108,189**

[22] Filed: **Jul. 22, 1999**

[51] LOC (7) Cl. .... **06-01**

[52] U.S. Cl. .... **D6/333; D6/339**

[58] Field of Search ..... D6/333, 334, 335, D6/336, 344, 347, 348, 338, 339, 362, 379, 390, 391, 491, 500-502; D12/128, 129; 297/153, 325, 148, 149, 174, 250.1, 256.11

### [56] References Cited

#### U.S. PATENT DOCUMENTS

D. 330,842	11/1992	Meeker et al. ....	D6/333
D. 356,689	3/1995	Mariol .....	D6/333
D. 358,494	5/1995	Baerenwald et al. ....	D6/339
D. 364,746	12/1995	Lerner et al. ....	D6/339
D. 367,368	2/1996	Drane .....	D6/339
D. 374,125	10/1996	Bernstein et al. ....	D6/333
D. 383,911	9/1997	Conforti et al. ....	D6/333
D. 419,311	1/2000	Maggeni et al. ....	D6/339

5,468,043 11/1995 Chien ..... 297/153  
5,609,389 3/1997 Longoria et al. .... 297/153

*Primary Examiner*—Doris V. Coles  
*Assistant Examiner*—Mimosa De  
*Attorney, Agent, or Firm*—Fish & Richardson P.C.

### [57] CLAIM

The ornamental design for a feeding seat, as shown and described.

### DESCRIPTION

FIG. 1 is a perspective view of a feeding seat embodying the new design in an upright position.  
FIG. 2 is a perspective view of the feeding seat shown in FIG. 1 in a reclined position, with the tray removed for clarity of illustration.  
FIG. 3 is a front view of the feeding seat in the upright position shown in FIG. 1.  
FIG. 4 is a back view of the feeding seat in the upright position shown in FIG. 1.  
FIG. 5 is a right side view of the feeding seat in the upright position shown in FIG. 1.  
FIG. 6 is a left side view of the feeding seat in the upright position shown in FIG. 1.  
FIG. 7 is a bottom view of the feeding seat in the upright position shown in FIG. 1.  
The broken lines shown in the drawing are for illustrative purposes only and forms no part of the claimed design.

**1 Claim, 7 Drawing Sheets**

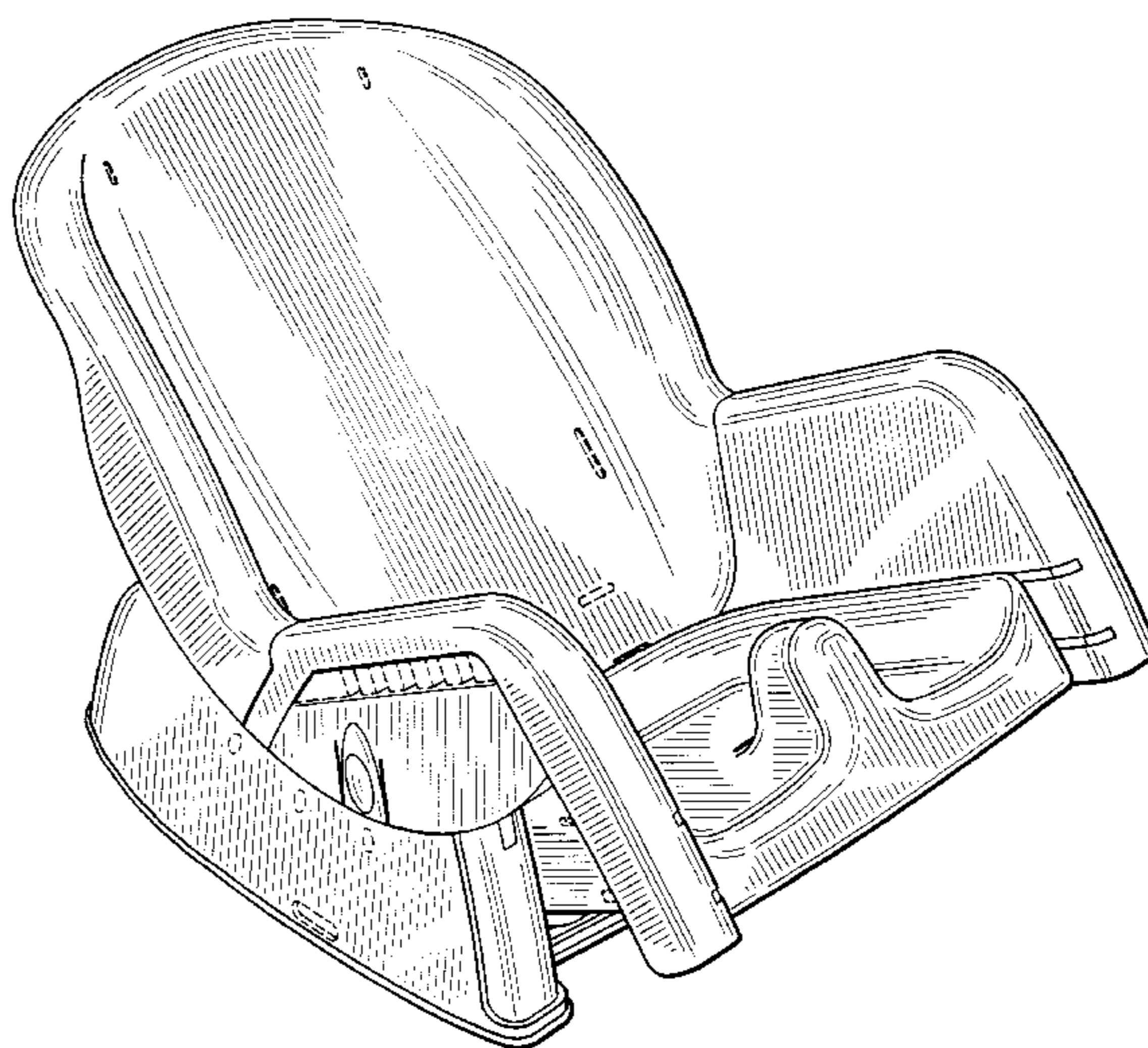




FIG. 1

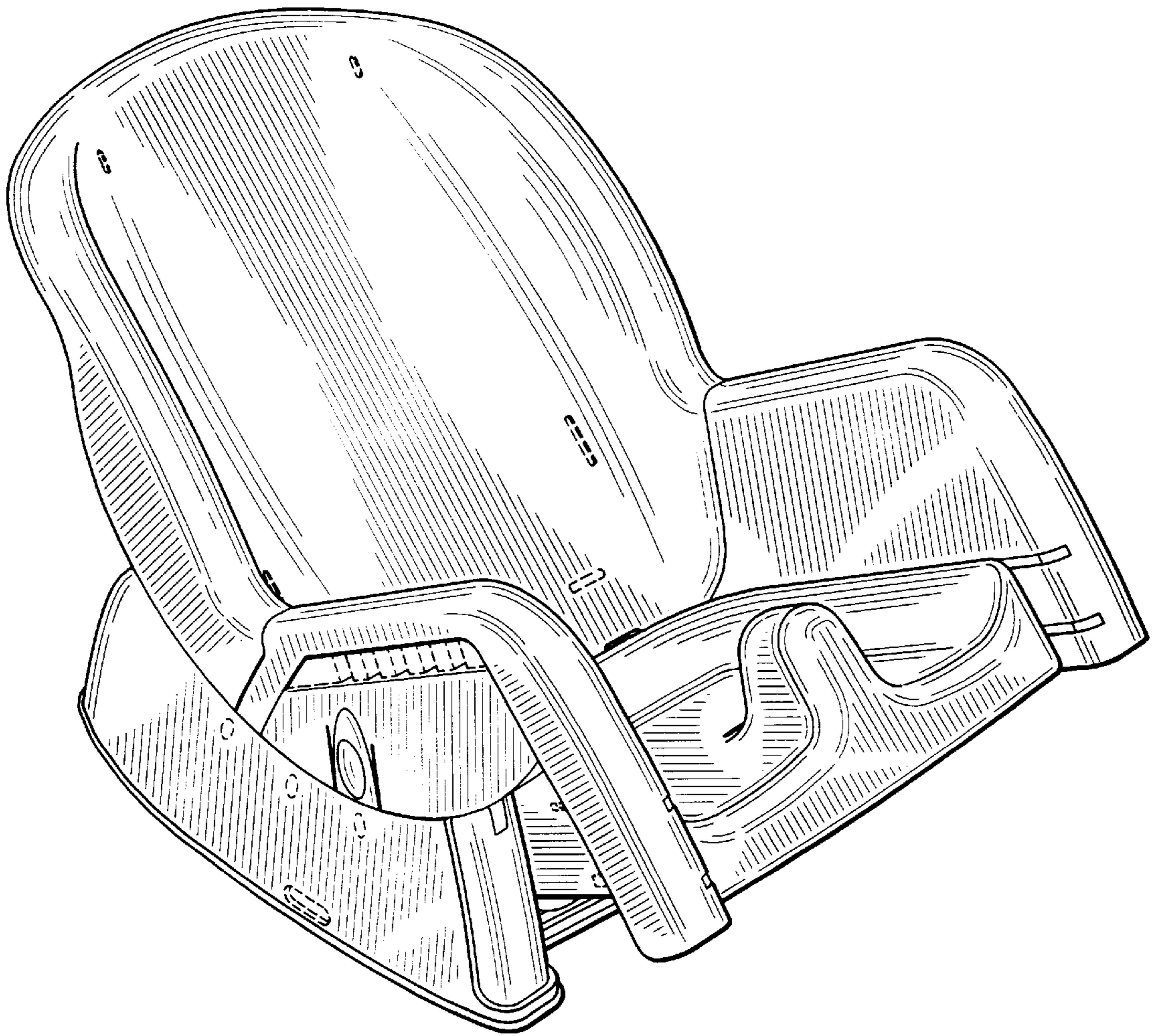


FIG. 2

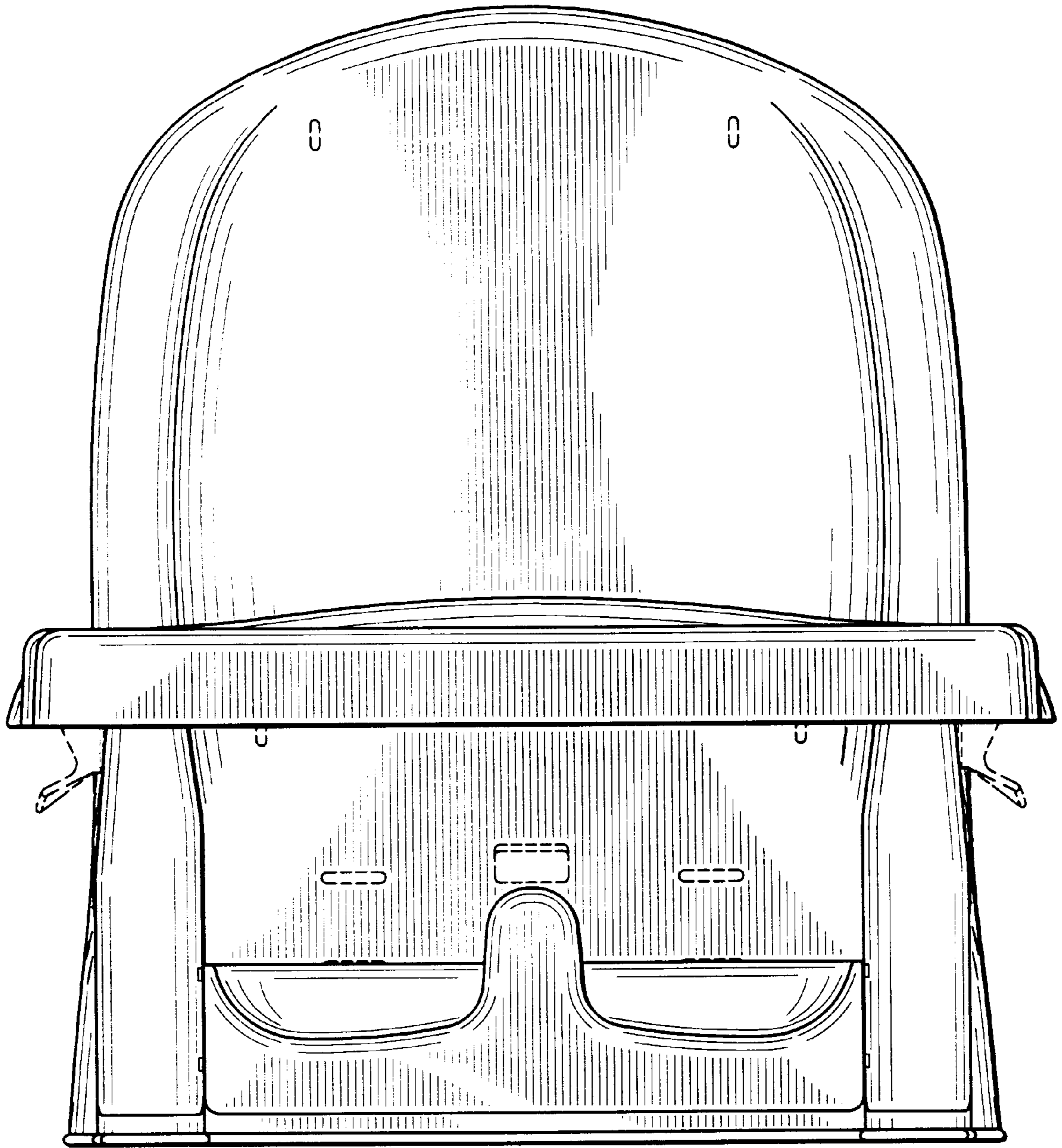


FIG. 3

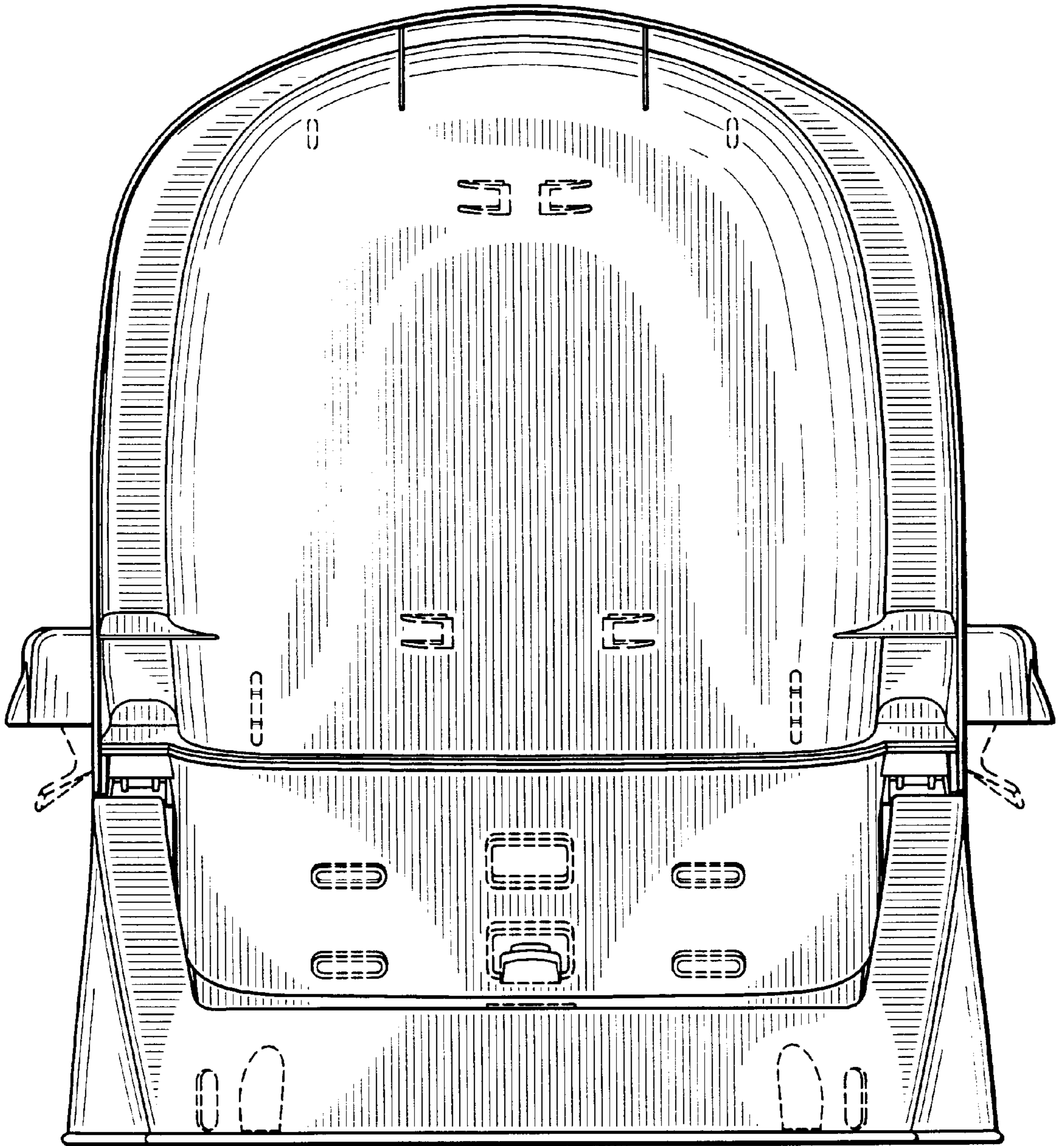


FIG. 4

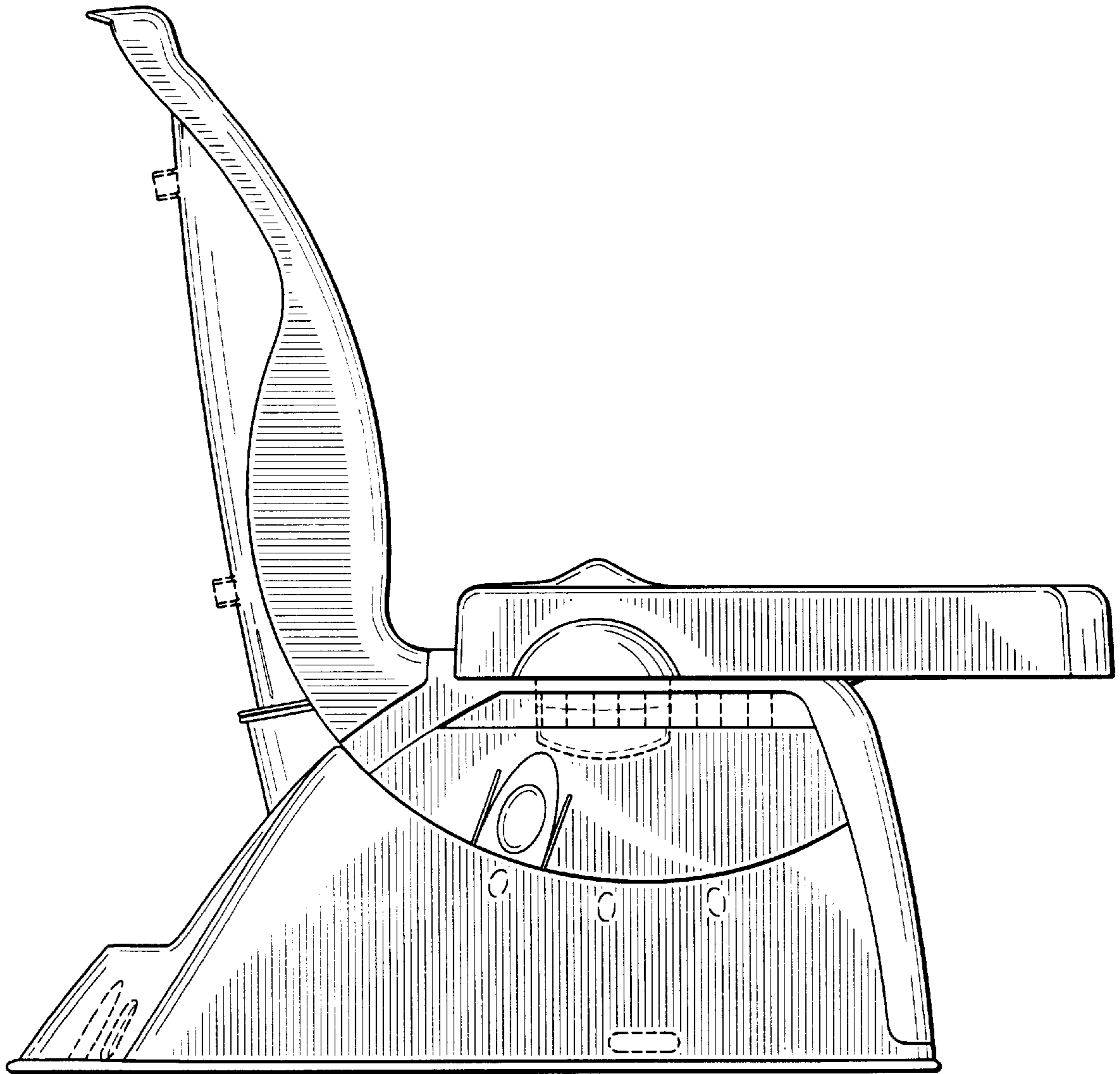


FIG. 5

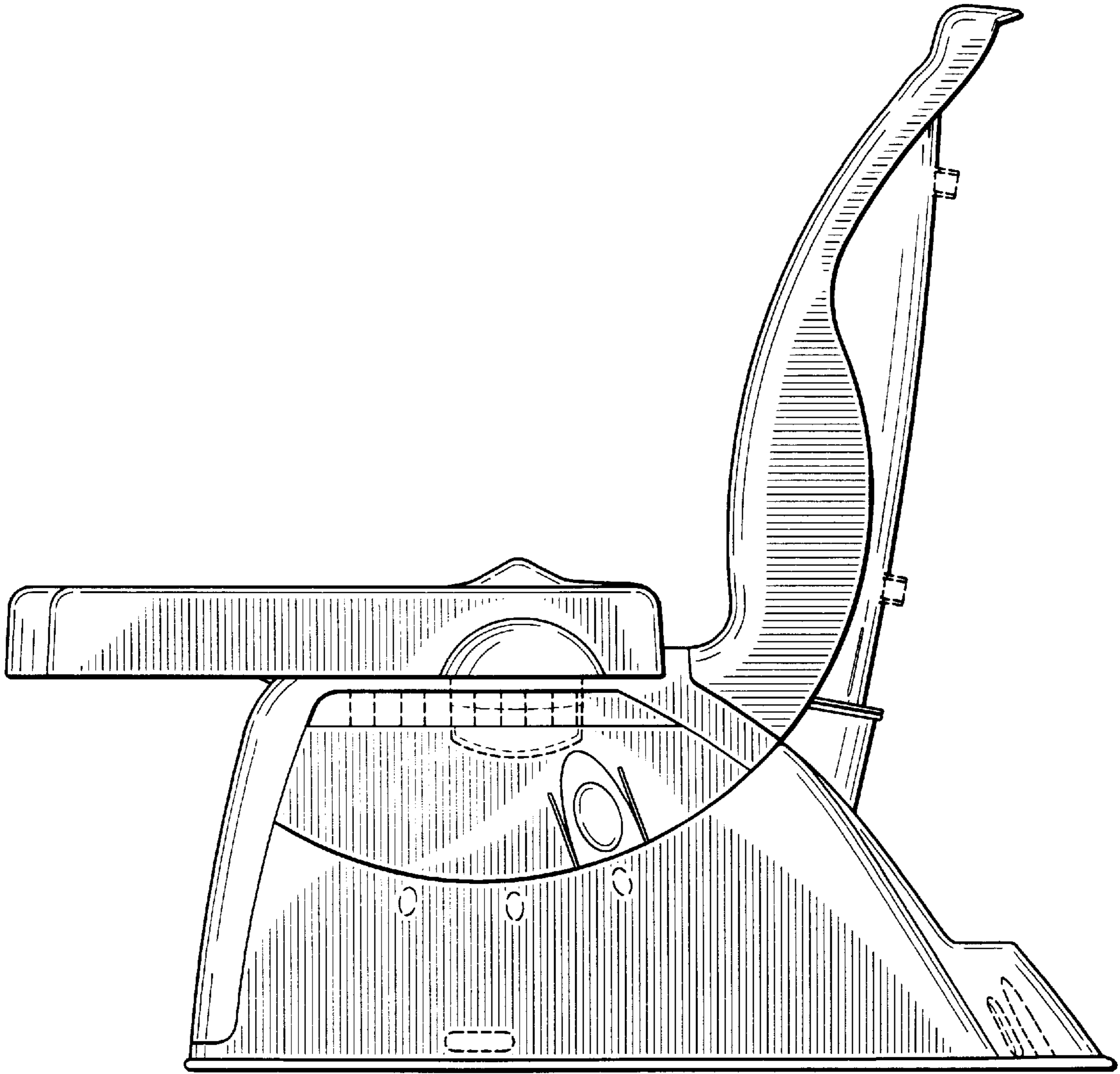


FIG. 6




FIG. 7