



US00D424306S

United States Patent [19]

Strum et al.

[11] Patent Number: **Des. 424,306**

[45] Date of Patent: **** May 9, 2000**

[54] **BRUSH ASSEMBLY**
[75] Inventors: **Donald Strum; Mark Naden**, both of Hillsborough, N.J.

[73] Assignee: **Colin Ross Taiwan Inc.**, Taiwan

[**] Term: **14 Years**

[21] Appl. No.: **29/094,101**

[22] Filed: **Sep. 25, 1998**

Related U.S. Application Data

[63] Continuation-in-part of application No. 29/088,168, May 18, 1998.

[51] **LOC (7) Cl.** **04-01**

[52] **U.S. Cl.** **D4/121; D6/551**

[58] **Field of Search** D4/116, 121, 128; D6/551; 206/209, 361, 15.2, 15.3; 211/65; 248/110; 312/206, 207

[56] References Cited

U.S. PATENT DOCUMENTS

D. 206,135 11/1966 O'Neill D6/551
D. 281,743 12/1985 Thompson D4/121

4,033,650 7/1977 Alissandratos 312/206
4,776,456 10/1988 Lewis 206/15.3
5,772,015 6/1998 Musiel et al. 206/209

Primary Examiner—Alan P. Douglas
Assistant Examiner—Lavone Tabor
Attorney, Agent, or Firm—Bacon & Thomas

[57] CLAIM

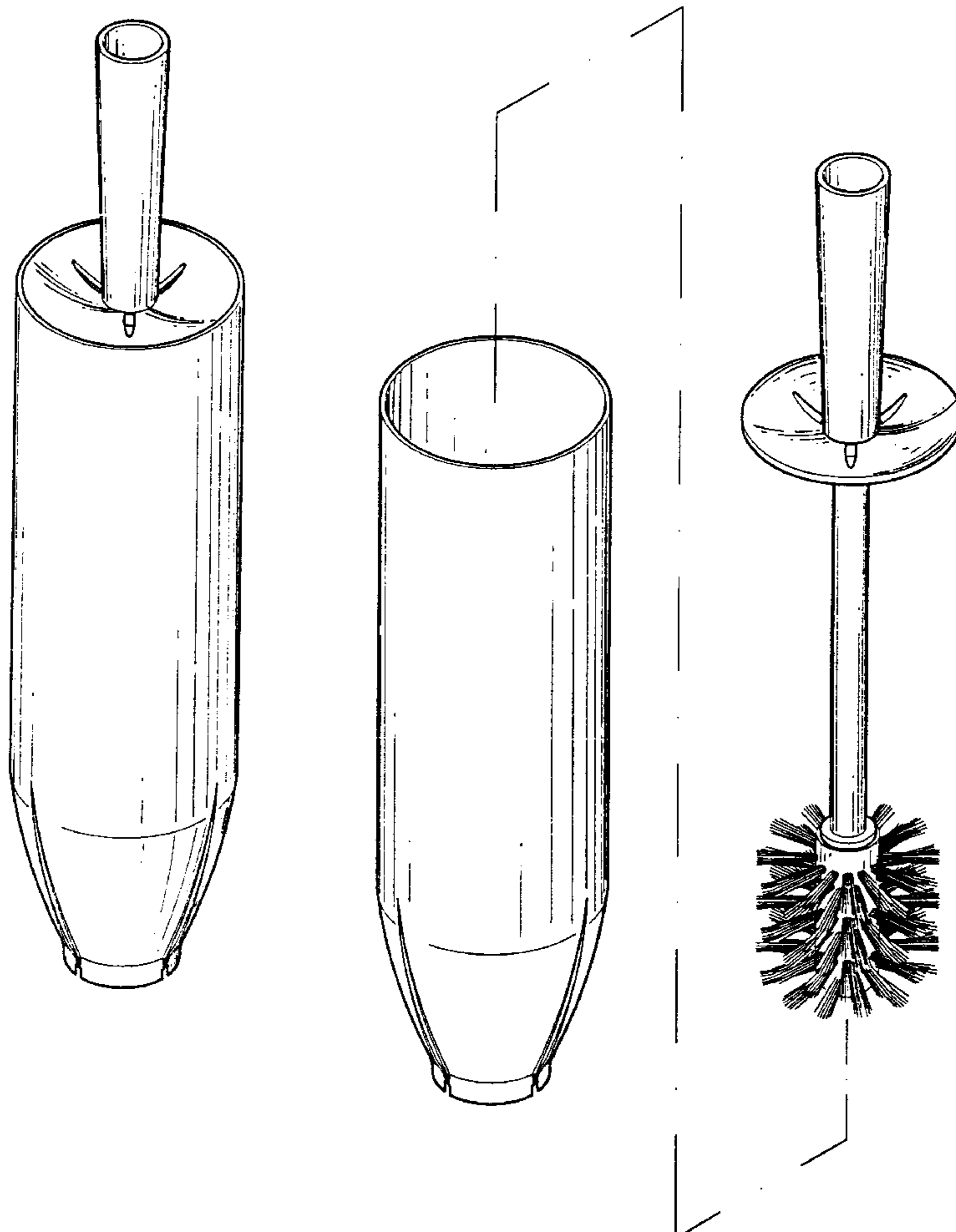
The ornamental design for a brush assembly, as shown and described.

DESCRIPTION

FIG. 1 is a perspective view of a brush assembly showing our new design;
FIG. 2 is a front elevation view thereof;
FIG. 3 is a rear elevation view thereof;
FIG. 4 is a left side elevation view thereof;
FIG. 5 is a right side elevation view thereof;
FIG. 6 is a top plan view thereof;
FIG. 7 is a bottom plan view thereof; and,
FIG. 8 is an exploded view thereof.

The portions of the inside of the holder as well as the bottom and portions of the sides and rear of the brush neither shown in the drawing nor described in the specification form no part of the claimed design.

1 Claim, 3 Drawing Sheets






FIG.1

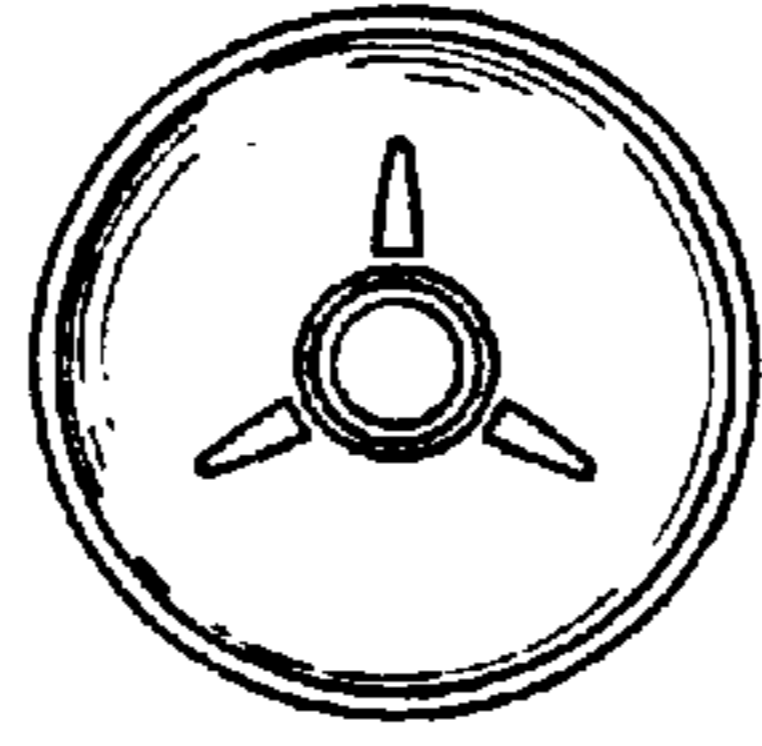


FIG.6




FIG.4




FIG.2




FIG.5




FIG.3

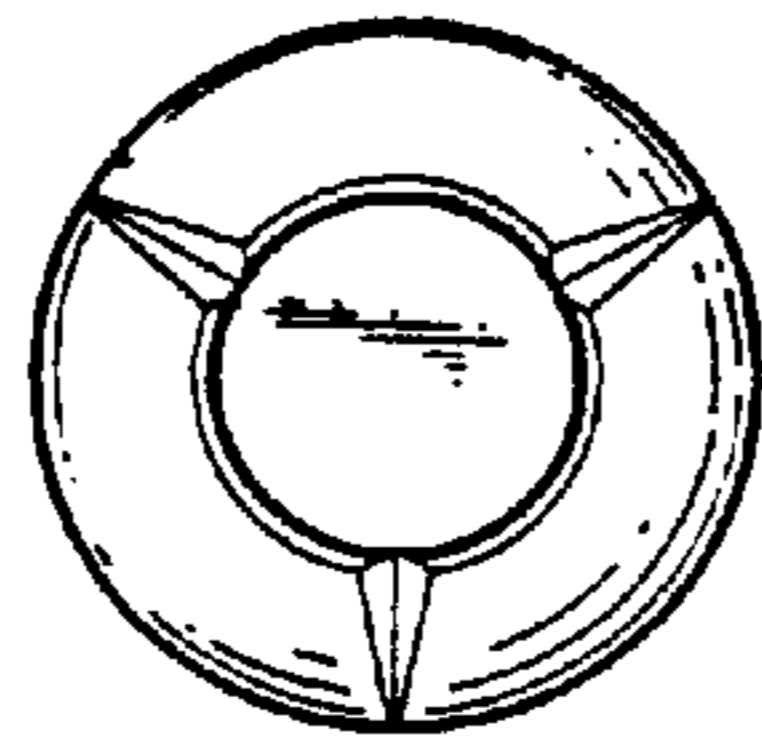


FIG.7

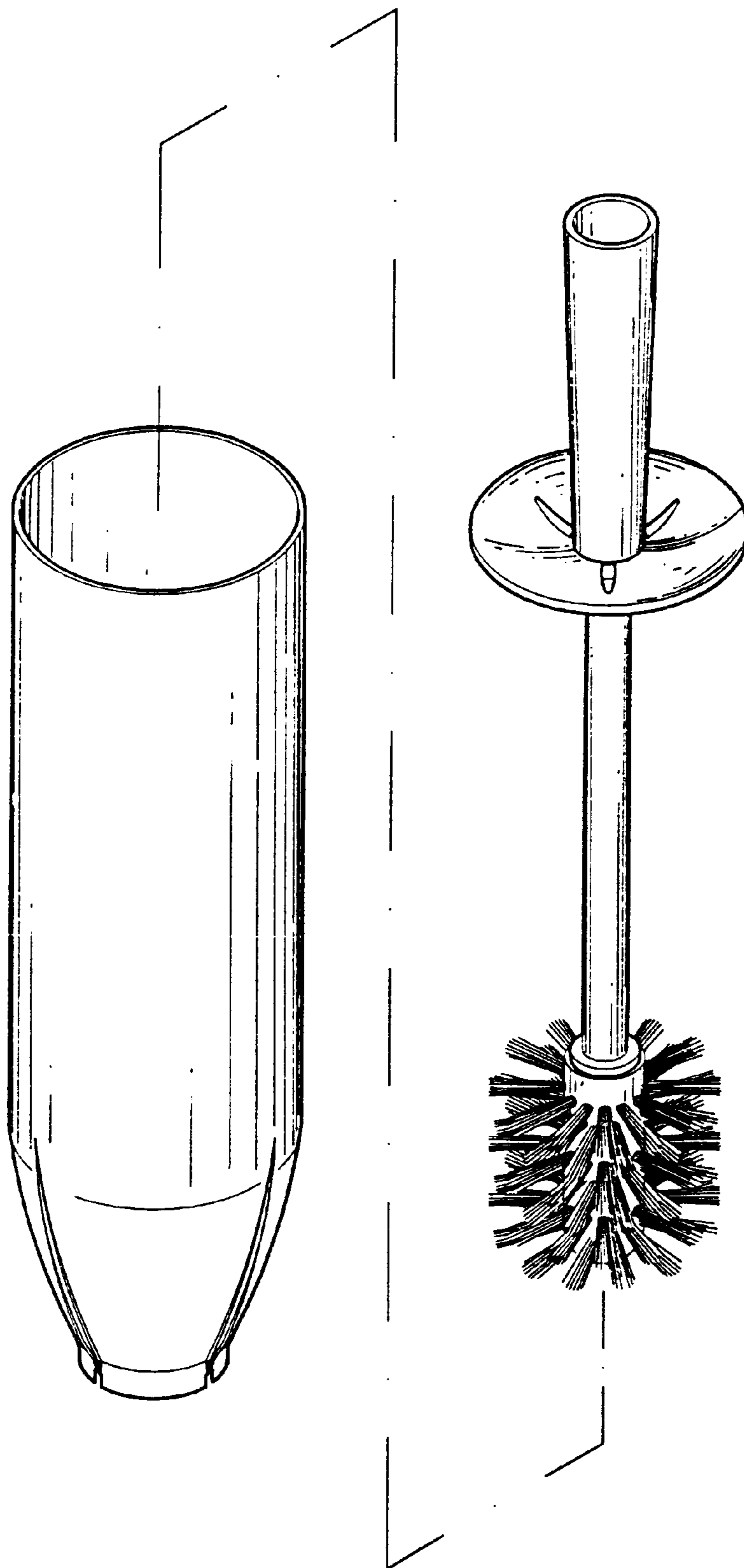


FIG.8