



US00D424299S

United States Patent [19]

Varfeldt

[11] Patent Number: **Des. 424,299**

[45] Date of Patent: **** May 9, 2000**

[54] **TRANSPORT CONTAINER II**

[75] Inventor: **Rasmus Varfeldt**, Helsingborg, Sweden

[73] Assignee: **Perstorp Plastic Systems AB**, Perstorp, Sweden

[**] Term: **14 Years**

4,170,313	10/1979	Caves et al.	220/7
4,300,695	11/1981	Hsu	220/7
4,820,383	4/1989	Shchamorov et al.	220/7
4,960,223	10/1990	Chiang et al.	220/7
5,398,834	3/1995	Umiker	220/7
5,515,987	5/1996	Jacques et al.	220/7

[21] Appl. No.: **29/093,439**

[22] Filed: **Sep. 10, 1998**

Primary Examiner—Louis S. Zarfaz
Assistant Examiner—Monica A. Weingart
Attorney, Agent, or Firm—Stevens, Davis, Miller & Mosher, L.L.P.

[30] **Foreign Application Priority Data**

Mar. 13, 1998 [SE] Sweden 98-0596

[51] **LOC (7) Cl.** **03-01**

[52] **U.S. Cl.** **D3/309; D3/304; D3/307; D3/308; D3/312; D3/314**

[58] **Field of Search** **D3/304, 307, 308, D3/309, 312, 314; 220/1.5, 7; D9/424, 425**

[57] **CLAIM**

The ornamental design for a transport container II, as shown and described.

[56] **References Cited**

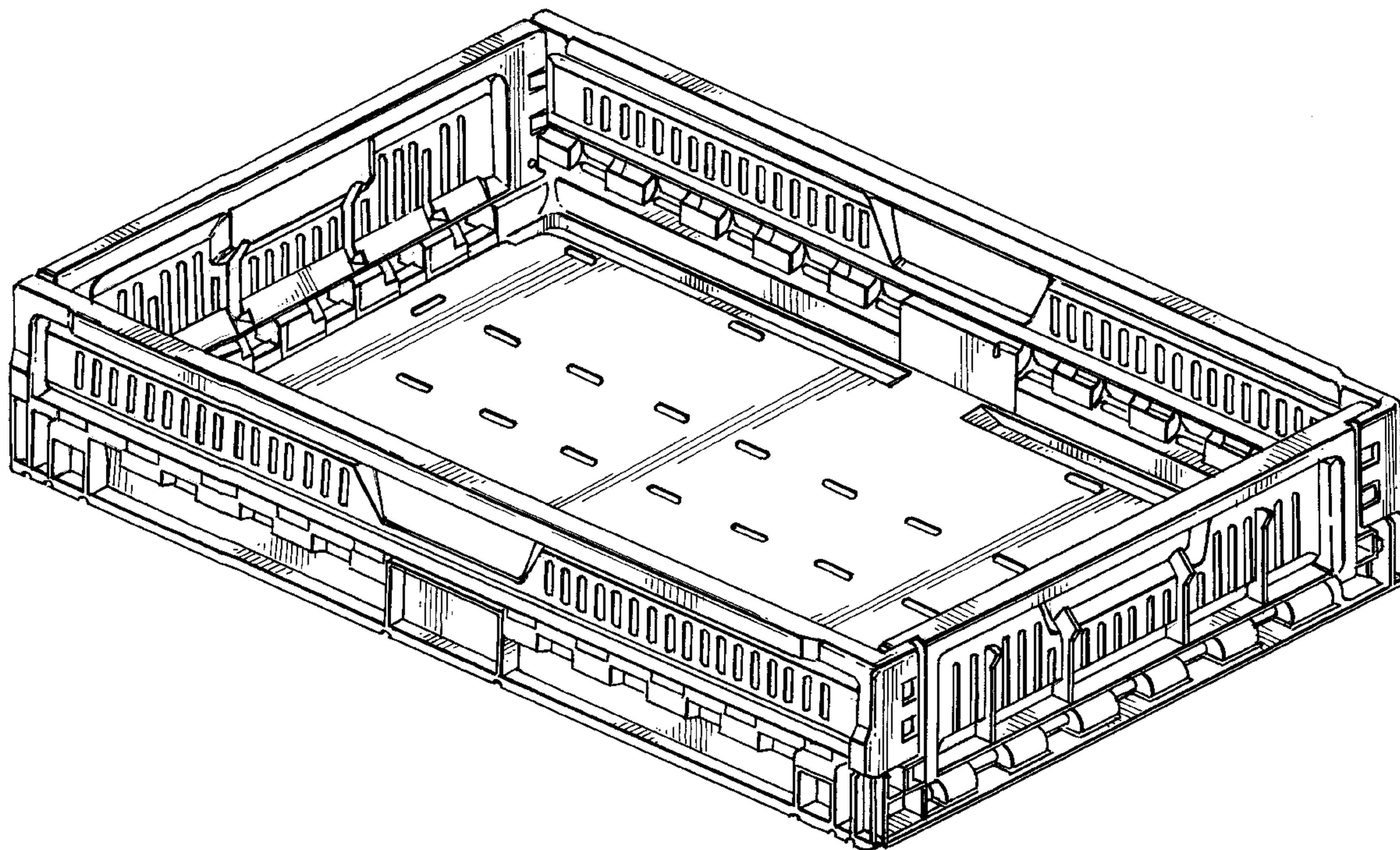
U.S. PATENT DOCUMENTS

D. 382,404 8/1997 Cope D3/307

DESCRIPTION

FIG. 1 is a perspective view taken from the upper, right hand side of the transport container II of the invention; the opposing view being identical; and, FIG. 2 is a perspective view taken from the lower, left hand side of the transport container II of FIG. 1; the opposing view being identical.

1 Claim, 2 Drawing Sheets



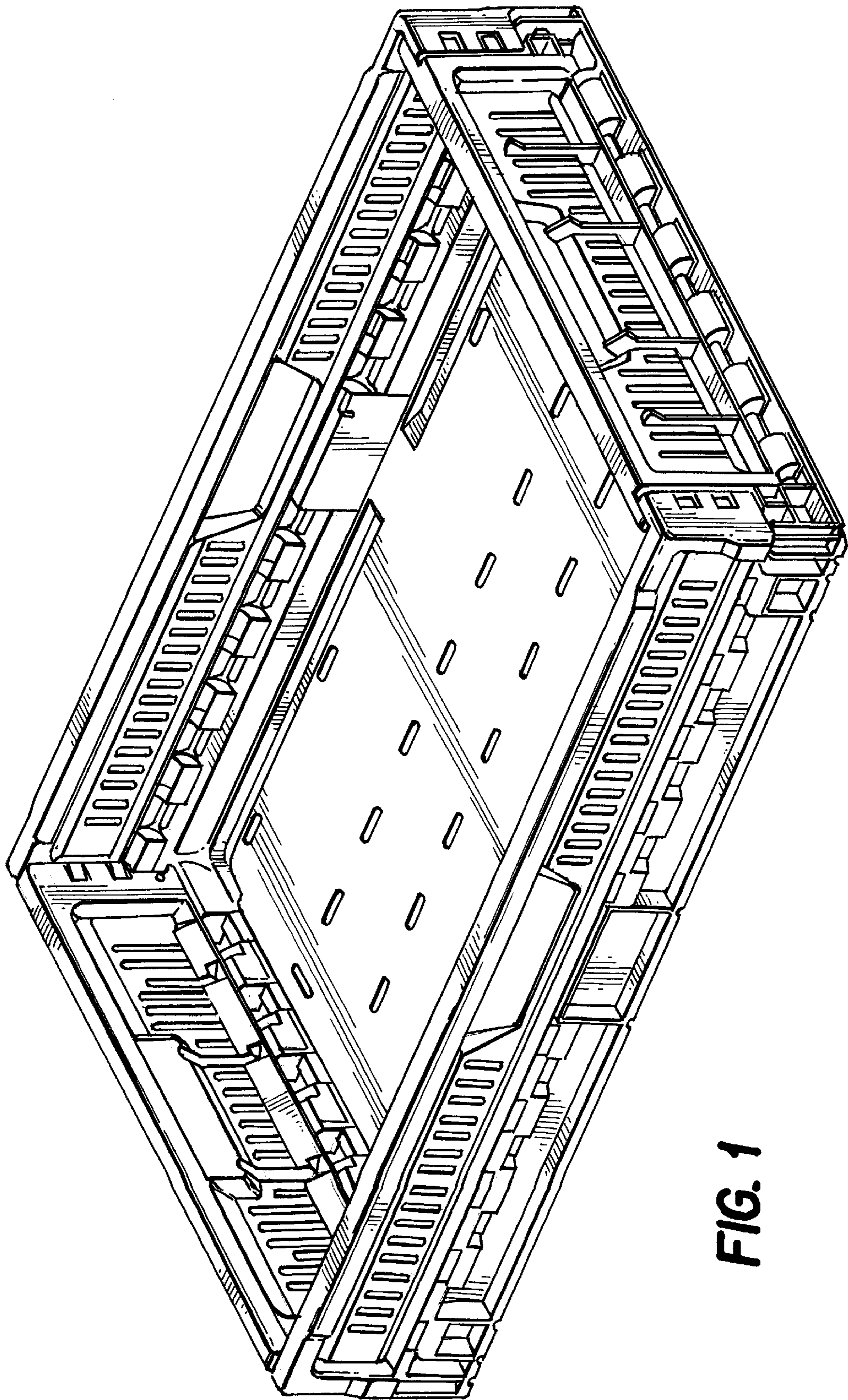


FIG. 1

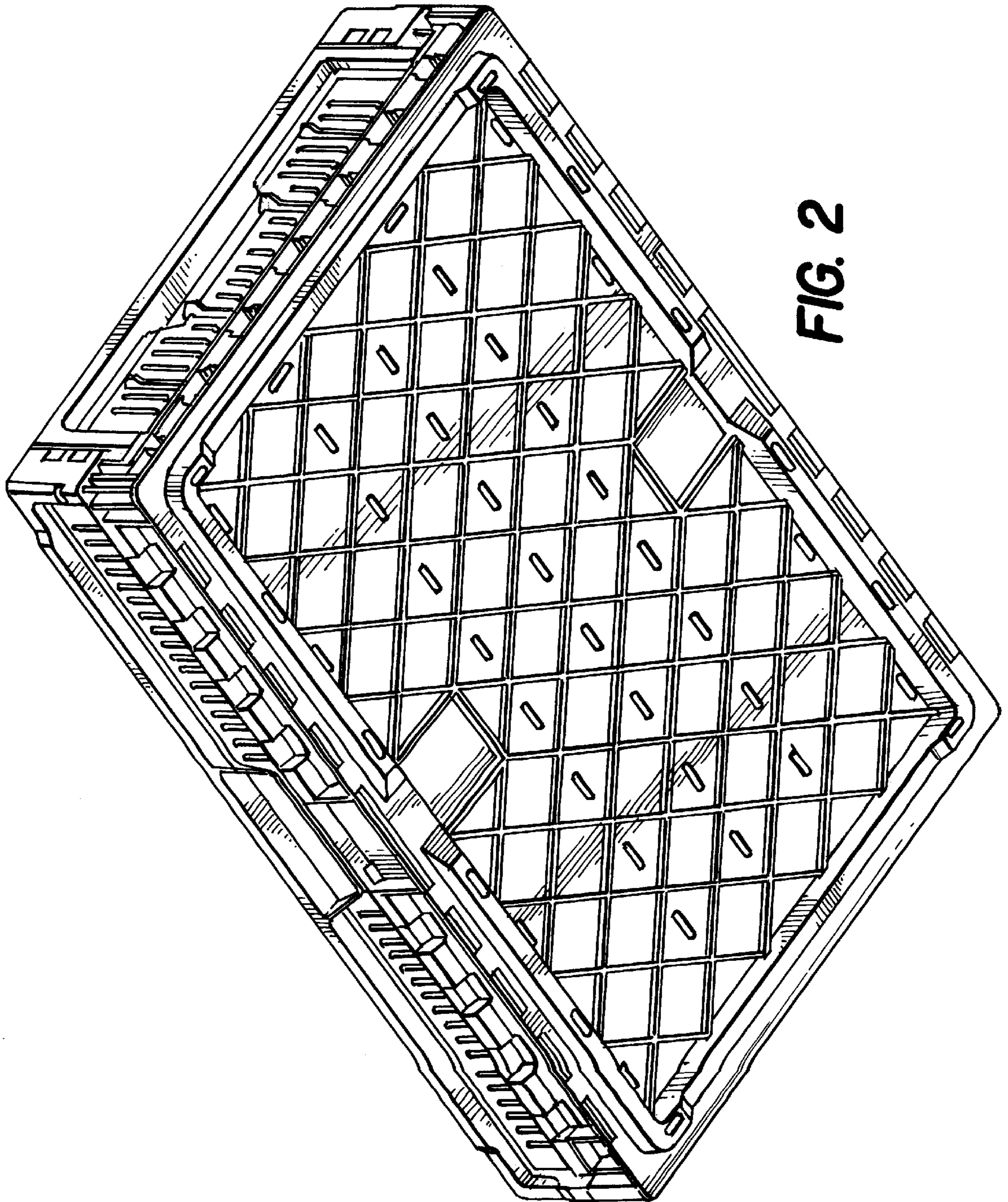


FIG. 2