



US00D424293S

United States Patent [19]
Knox

[11] **Patent Number: Des. 424,293**

[45] **Date of Patent: ** May 9, 2000**

[54] **GLOVE CADDY**

[75] Inventor: **David Knox**, Grosse Pointe Woods, Mich.

[73] Assignee: **Knox Novelty, Inc.**, Grosse Pointe Woods, Mich.

[**] Term: **14 Years**

[21] Appl. No.: **29/106,796**

[22] Filed: **Jun. 18, 1999**

[51] **LOC (7) Cl.** **03-01**

[52] **U.S. Cl.** **D3/221; D3/329**

[58] **Field of Search** D3/215, 221, 224, D3/226, 320, 329, 254; 224/933, 901, 919, 918; D21/796; 24/3.6, 3.11, 3.12; D11/104; 2/161.1, 161.2, 161.4; D20/25, 10, 31, 32, 33; 601/137

[56] **References Cited**

U.S. PATENT DOCUMENTS

D. 135,753	6/1943	Graeter	D11/104
D. 252,277	7/1979	Chaires	D11/104
D. 349,810	8/1994	Rutledge	D3/215
D. 399,650	10/1998	Lee	D3/329

D. 409,379	5/1999	Ellis	D3/221
4,625,862	12/1986	Clayton	224/901 X
5,186,373	2/1993	Taylor	224/901 X
5,864,925	2/1999	McGee	24/3.11

Primary Examiner—Louis S. Zarfaz
Assistant Examiner—Catherine R. Oliver
Attorney, Agent, or Firm—Dykema Gossett PLLC

[57] **CLAIM**

The ornamental design for a glove caddy, as shown and described.

DESCRIPTION

FIG. 1 is a front elevation of the glove caddy showing my new design;
FIG. 2 is a left side elevational view thereof;
FIG. 3 is a right side elevational view thereof;
FIG. 4 is a rear elevational view thereof;
FIG. 5 is a top plan view thereof; and,
FIG. 6 is a bottom plan view thereof.

The broken lines around the perimeter of the glove represent top stitching.

A feature of the ornamental design is that the glove caddy may be either left handed as shown or right handed.

1 Claim, 1 Drawing Sheet

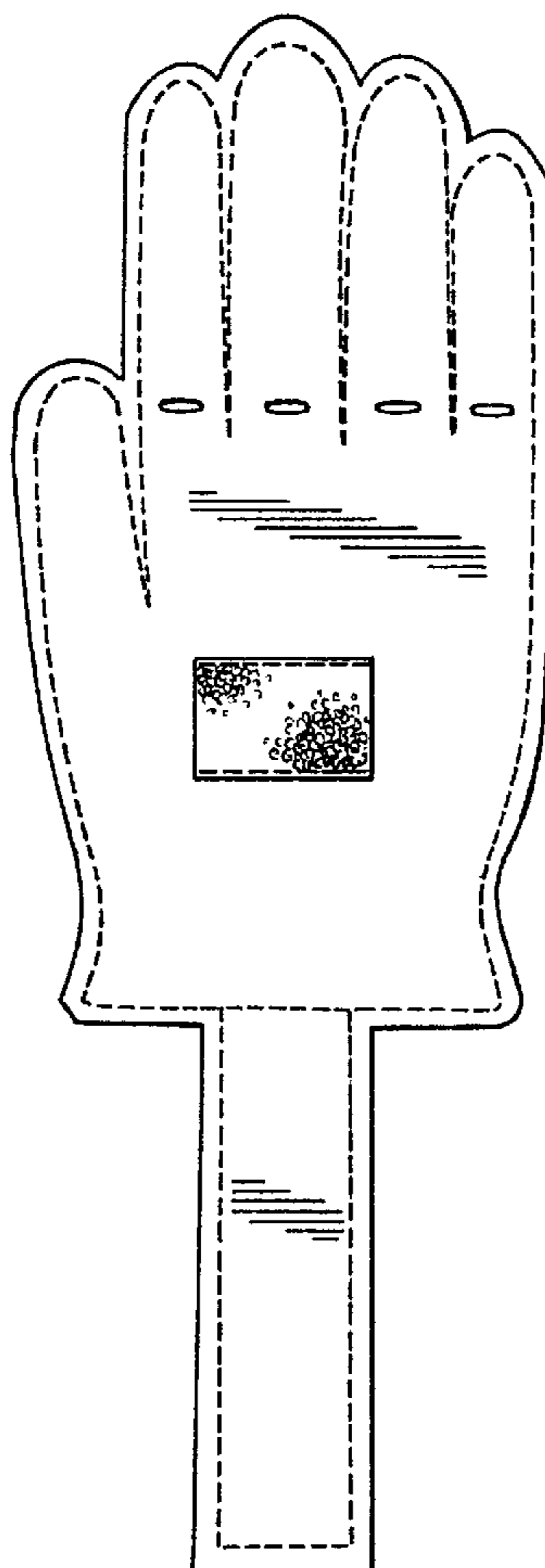




FIG. 2

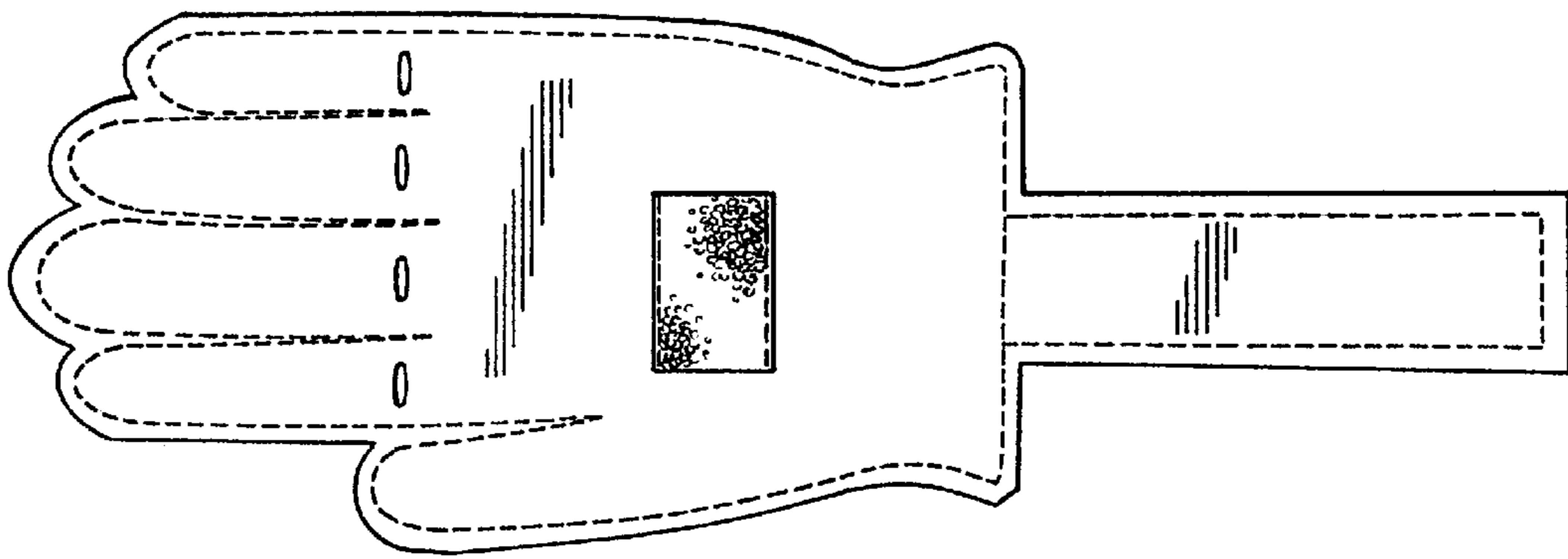


FIG. 1



FIG. 3

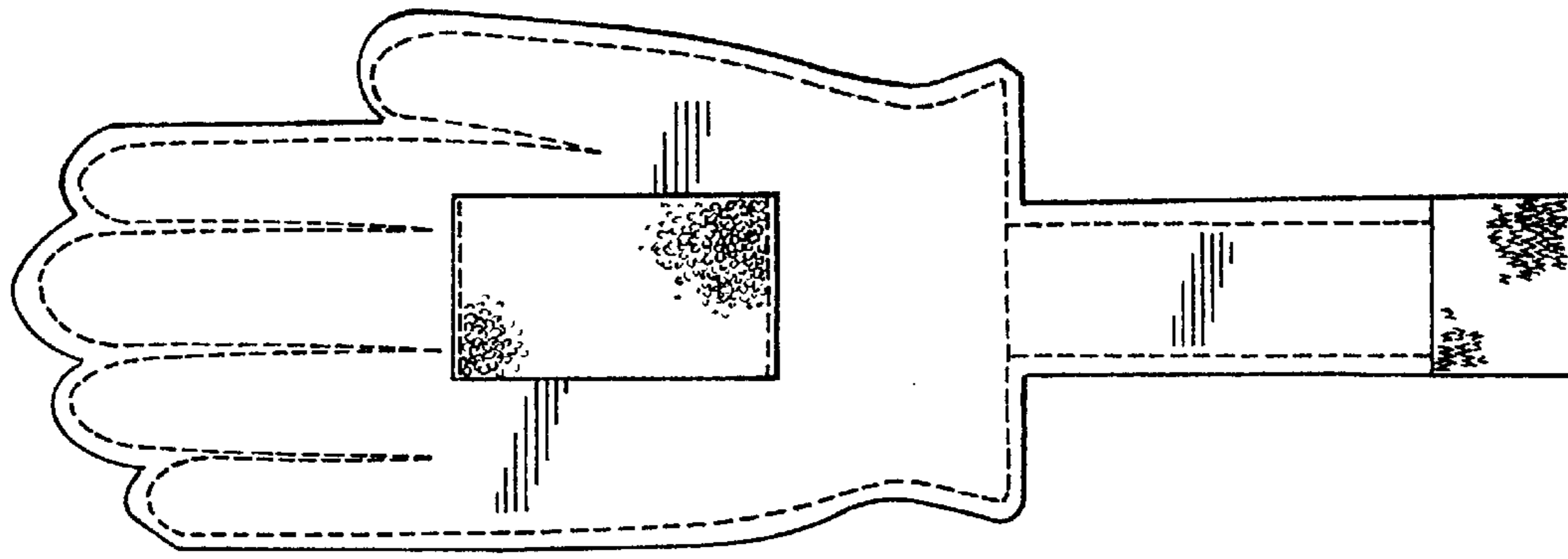


FIG. 4



FIG. 5



FIG. 6