



US00D424291S

# United States Patent [19]

Matis

[11] Patent Number: **Des. 424,291**

[45] Date of Patent: **\*\* May 9, 2000**

[54] **SHOE UPPER**

[75] Inventor: **Clark A. Matis**, Charlotte, Vt.

[73] Assignee: **Wolverine World Wide, Inc.**,  
Rockford, Mich.

[\*\*] Term: **14 Years**

[21] Appl. No.: **29/111,818**

[22] Filed: **Oct. 1, 1999**

### Related U.S. Application Data

[63] Continuation-in-part of application No. 29/105,769, Jun. 2, 1999.

[51] **LOC (7) Cl.** ..... **02-04**

[52] **U.S. Cl.** ..... **D2/969; D2/907; D2/903;**  
D2/902

[58] **Field of Search** ..... D2/969, 970, 971,  
D2/946-960, 896, 902, 903, 906-910, 913,  
916-7, 929; 36/83, 101, 102, 113-116,  
126-131, 134, 3 A, 7.1 R, 7.7, 7.5, 8.1-8.4,  
11, 11.5, 9.2, 10, 45, 56.1

### [56] References Cited

#### U.S. PATENT DOCUMENTS

D. 142,432	9/1945	Lissak et al.	.....	D2/918
D. 155,956	11/1949	Wood	.....	D2/969
D. 273,628	5/1984	Huberman et al.	.....	D2/907
D. 280,254	8/1985	Carvajal Pavon	.....	D2/918
D. 335,570	5/1993	Hatfield et al.	.....	D2/969
D. 336,767	6/1993	Hatfield et al.	.....	D2/969
D. 342,145	12/1993	Yeh	.....	D2/903
D. 352,383	11/1994	Verin	.....	D2/919
369,928	9/1887	Eisenbeis	.....	36/10
D. 384,491	10/1997	Baker et al.	.....	D2/909

D. 401,049	11/1998	Greenberg	.....	D2/969
D. 412,776	8/1999	Biedermann	.....	D2/919
483,246	9/1892	Chantler	.....	36/10
782,445	2/1905	Giles	.....	36/9 R
811,438	1/1906	Rhodes	.....	36/11
1,491,086	4/1924	Dessau	.....	36/8.1
5,392,832	2/1995	Bray, Jr. et al.	.....	36/11.5

### OTHER PUBLICATIONS

Nike Footwear Catalog, p. 22 Zoom Jasari; p. 125 Air Soc Moc., Oct. 1997.

Nike Footwear Catalog, p. 25 Aqua Sock and Aqua Sock Classic; p. 29 Air Moc, Izy and Rufus; p. 40 WMNS Air Osaka, Aug. 1999.

Nike Holiday Catalog, p. M42, Team Supreme, Aug. 1999. *Eastbay*, Feb. 1999, pp. 51 and 59.

*Primary Examiner*—Louis S. Zarfes

*Assistant Examiner*—Gregory Andoll

*Attorney, Agent, or Firm*—Warner Norcross & Judd

### [57] CLAIM

The ornamental design for shoe upper, as shown and described.

### DESCRIPTION

FIG. 1 is a perspective view of the shoe upper embodying the new design;

FIG. 2 is a front elevational view thereof;

FIG. 3 is a rear elevational view thereof;

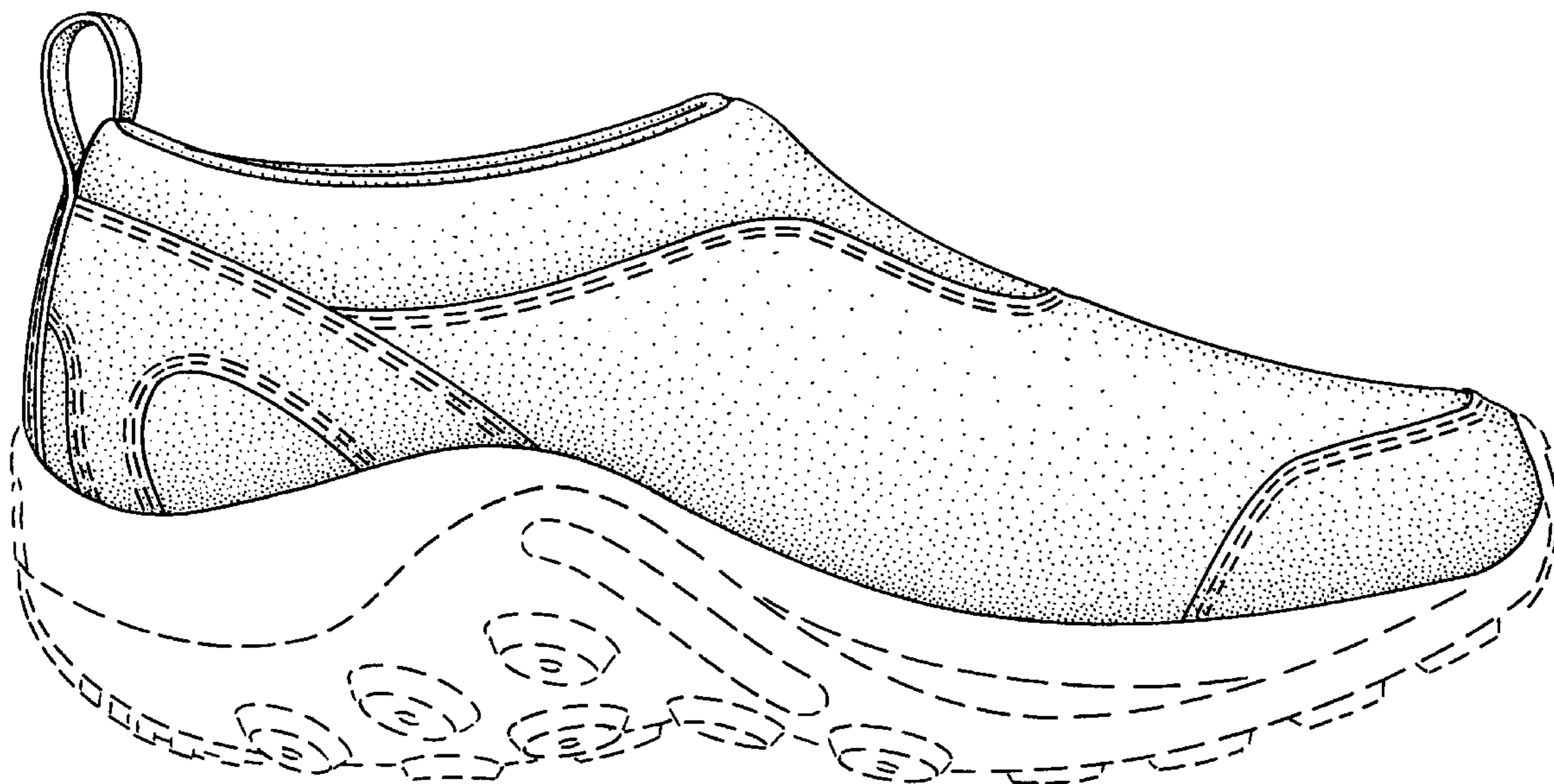
FIG. 4 is a top plan view thereof;

FIG. 5 is a right elevational view thereof; and,

FIG. 6 is a left side elevational view thereof.

FIGS. 1-6 show an outsole in broken lines. The outsole is shown for environmental purposes and does not form any part of the claimed design.

**1 Claim, 6 Drawing Sheets**



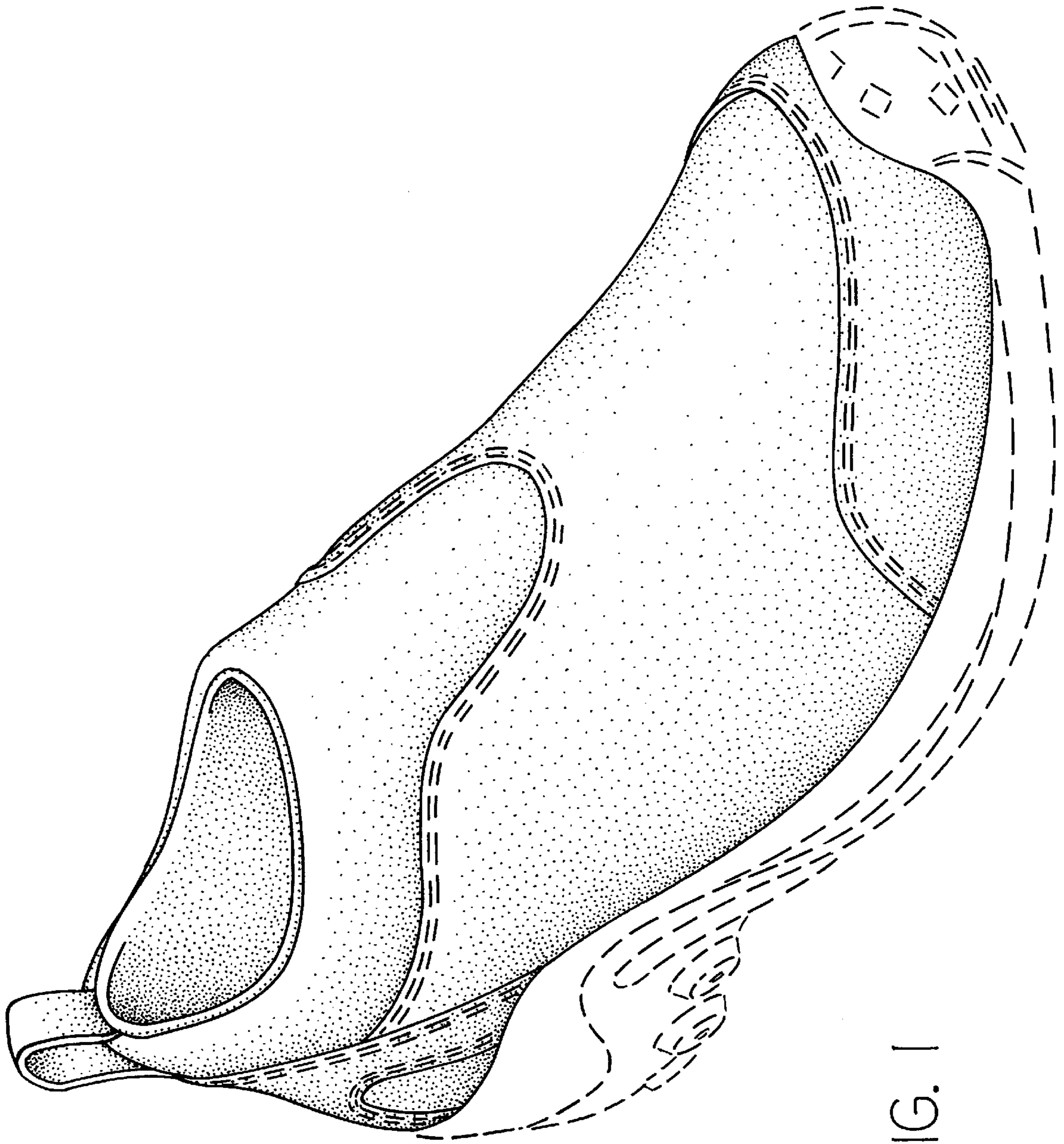


FIG. 1

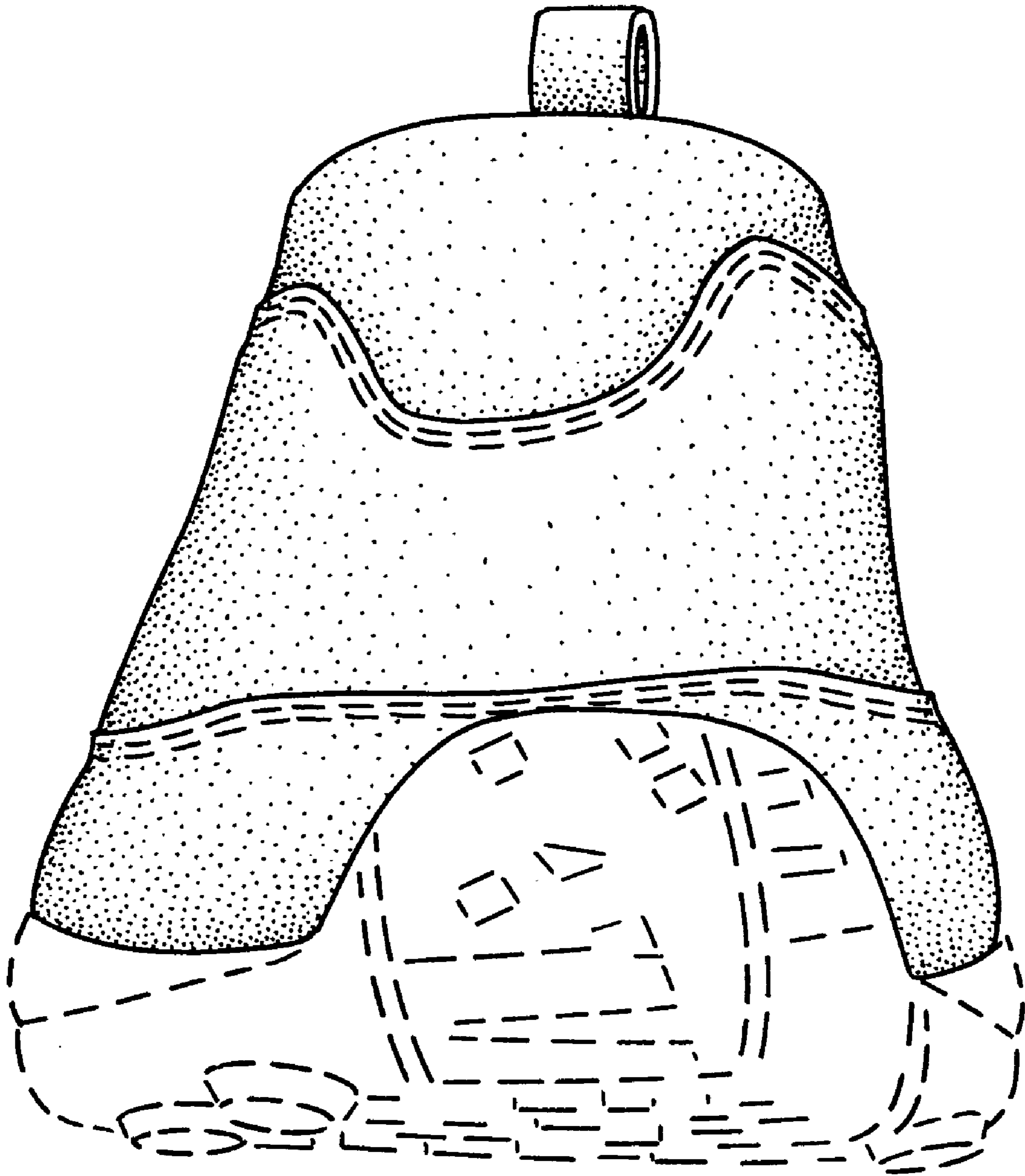


FIG. 2



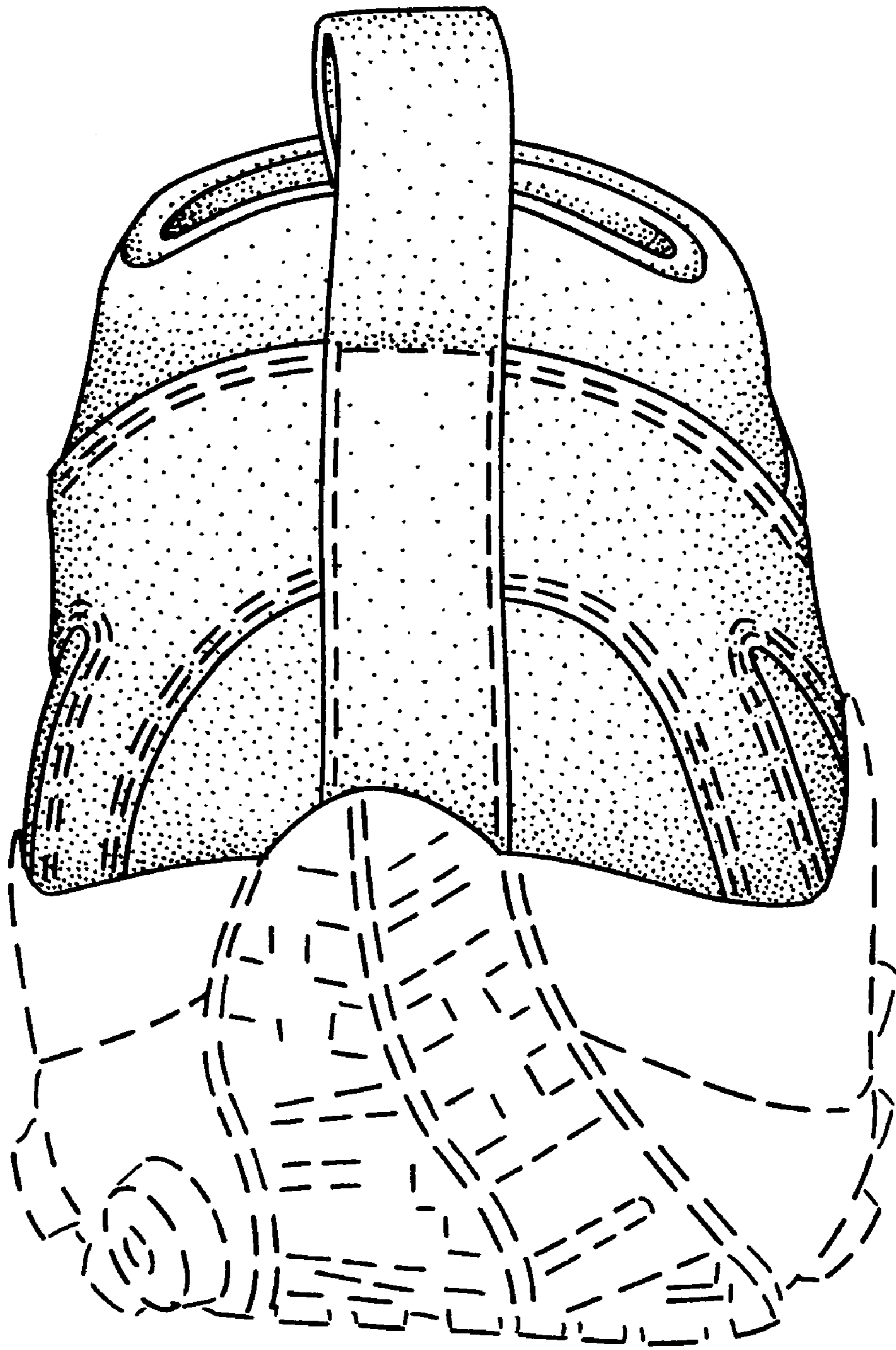


FIG. 3

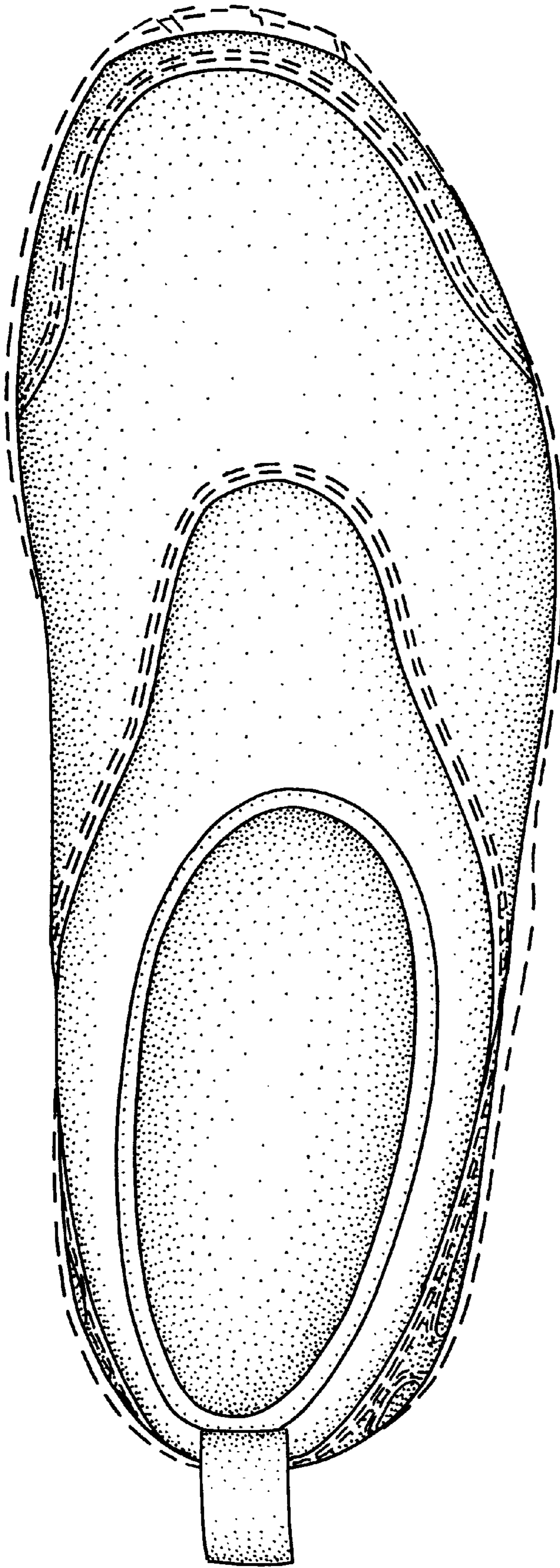


FIG. 4

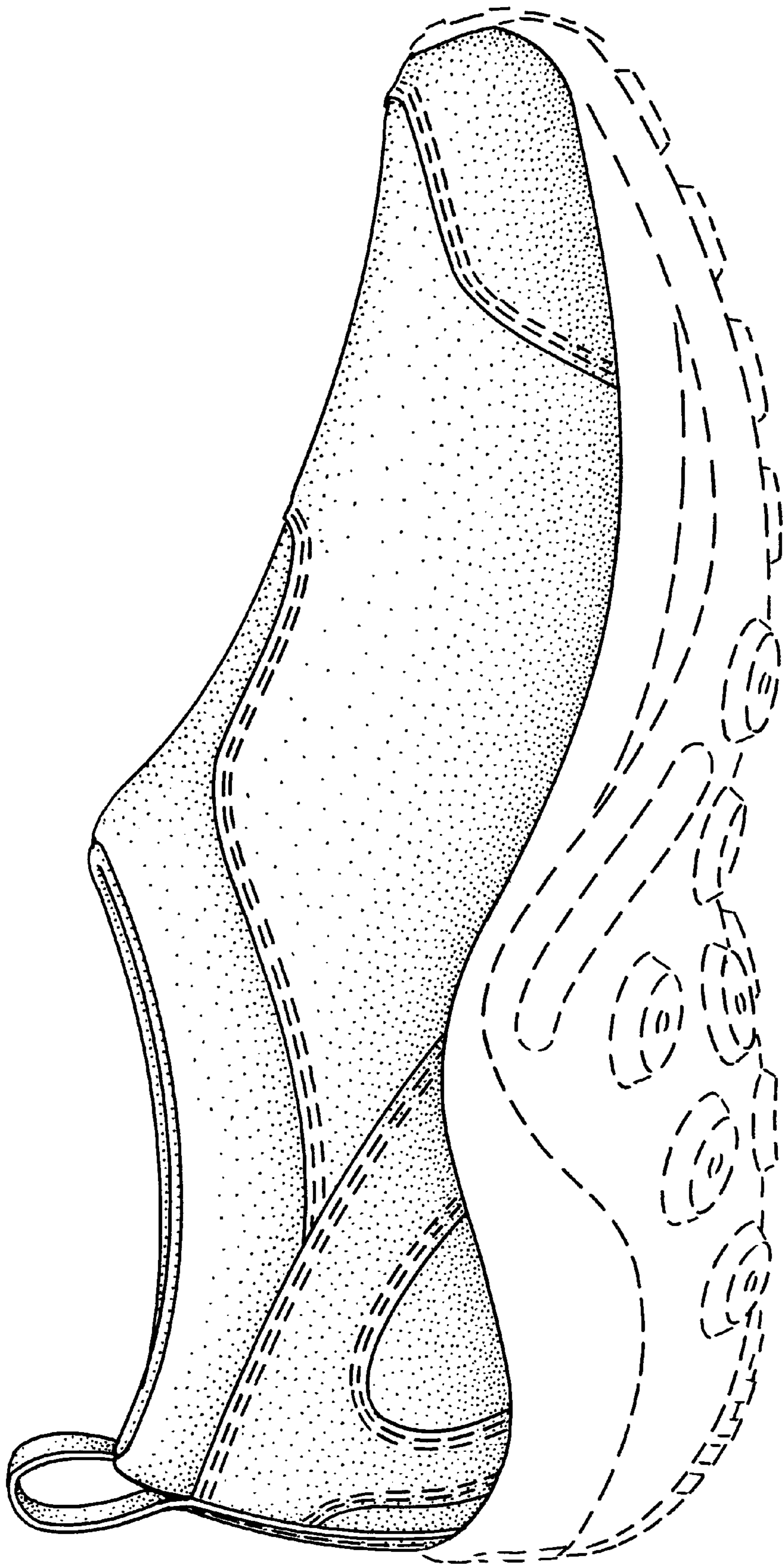


FIG. 5



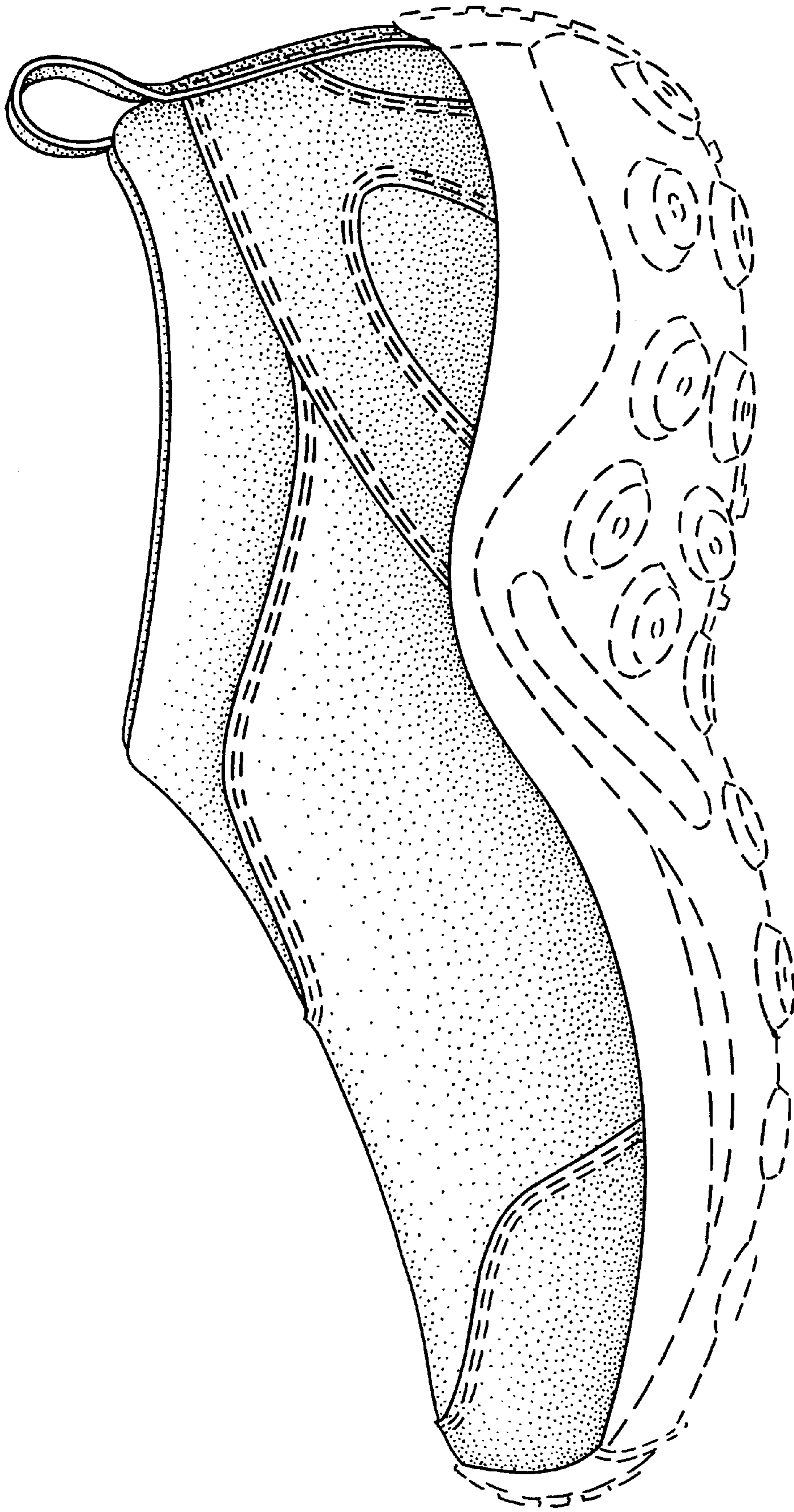


FIG. 6