



US00D424289S

United States Patent [19]
Sorofman

[11] **Patent Number: Des. 424,289**
[45] **Date of Patent: ** May 9, 2000**

[54] **FOOTWEAR HEEL CUSHION ELEMENT**

[75] **Inventor: Howard J. Sorofman**, Chesterfield, Mo.

[73] **Assignee: Brown Group, Inc.**, St. Louis, Mo.

[**] **Term: 14 Years**

[21] **Appl. No.: 29/100,273**

[22] **Filed: Feb. 8, 1999**

[51] **LOC (7) Cl. 02-04**

[52] **U.S. Cl. D2/968; D2/946; D2/947; D2/961**

[58] **Field of Search** D2/946, 961, 964, D2/976; D24/191, 192, 212, 213; 36/3 R, 31 B, 7.1 A, 43, 44, 28, 29, 32 R, 24.5, 141, 25 R, 71, 74, 30 R, 35 R, 35 B, 114, 107, 145

[56] **References Cited**

U.S. PATENT DOCUMENTS

D. 59,394	10/1921	West	D2/968
D. 334,463	4/1993	Chang	D2/968
D. 354,616	1/1995	Schroer, Jr.	D2/961
D. 379,115	5/1997	Kramer	.	
D. 396,341	7/1998	Lozano et al.	D2/961
1,074,378	9/1913	Nussbaumer	36/74
1,281,987	10/1918	McSweeney	.	
1,724,349	8/1929	Haag	.	
1,741,419	12/1929	Jones	36/43
1,907,136	5/1933	Weitsen	36/43
1,920,112	7/1933	Shaft	.	
2,050,210	8/1936	Griffin	36/145
2,863,230	12/1958	Cortina	.	

4,128,950	12/1978	Bowerman et al.	.
4,316,332	2/1982	Giese et al.	.
4,342,158	8/1982	McMahon et al.	.
4,680,875	7/1987	Danieli	.
4,794,707	1/1989	Franklin et al.	.
4,918,838	4/1990	Chang	.
5,086,574	2/1992	Bacchiocchi	.
5,092,060	3/1992	Frachey et al.	.
5,233,767	8/1993	Kramer	.
5,311,674	5/1994	Santiyanont et al.	.
5,369,896	12/1994	Frachey et al.	.
5,544,431	8/1996	Dixon	.
5,560,126	10/1996	Meschan et al.	.
5,787,609	8/1998	Wu	.
5,813,141	9/1998	Cho	.

Primary Examiner—Louis S. Zarfaz
Assistant Examiner—G Andoll
Attorney, Agent, or Firm—Polster, Lieder, Woodruff & Lucchesi, L.C.

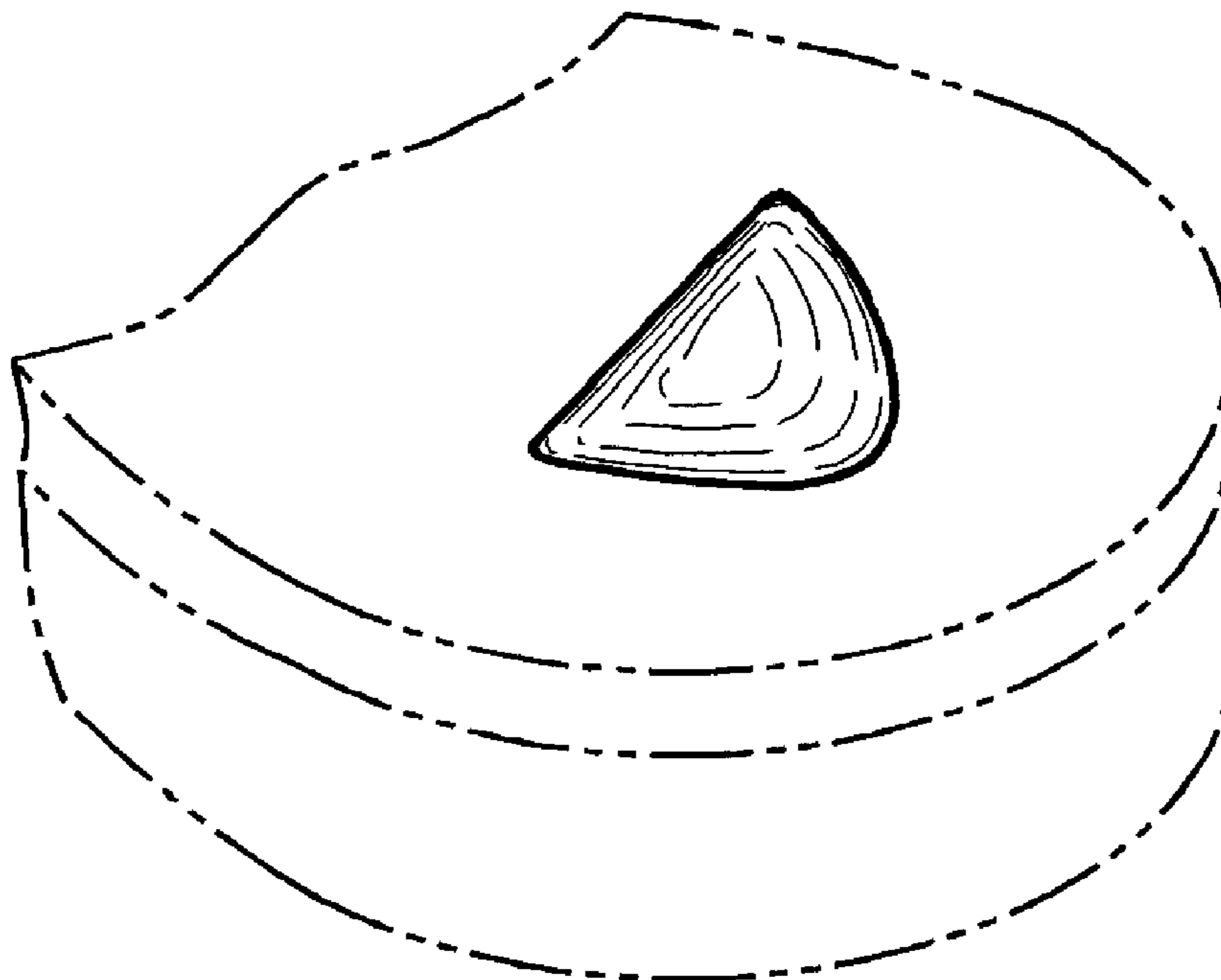
[57] **CLAIM**

I claim the ornamental design for a footwear heel cushion element, as shown and described.

DESCRIPTION

FIG. 1 is a bottom plan view of a first embodiment of a heel cushion element;
FIG. 2 is a perspective view of the heel cushion element shown in FIG. 1; and,
FIG. 3 is a cross sectional view taken along line 3—3 of FIG. 1.
The broken line showing of a portion of a shoe heel in FIGS. 1—3 is for illustrative purposes only and forms no part of the claimed design.

1 Claim, 1 Drawing Sheet



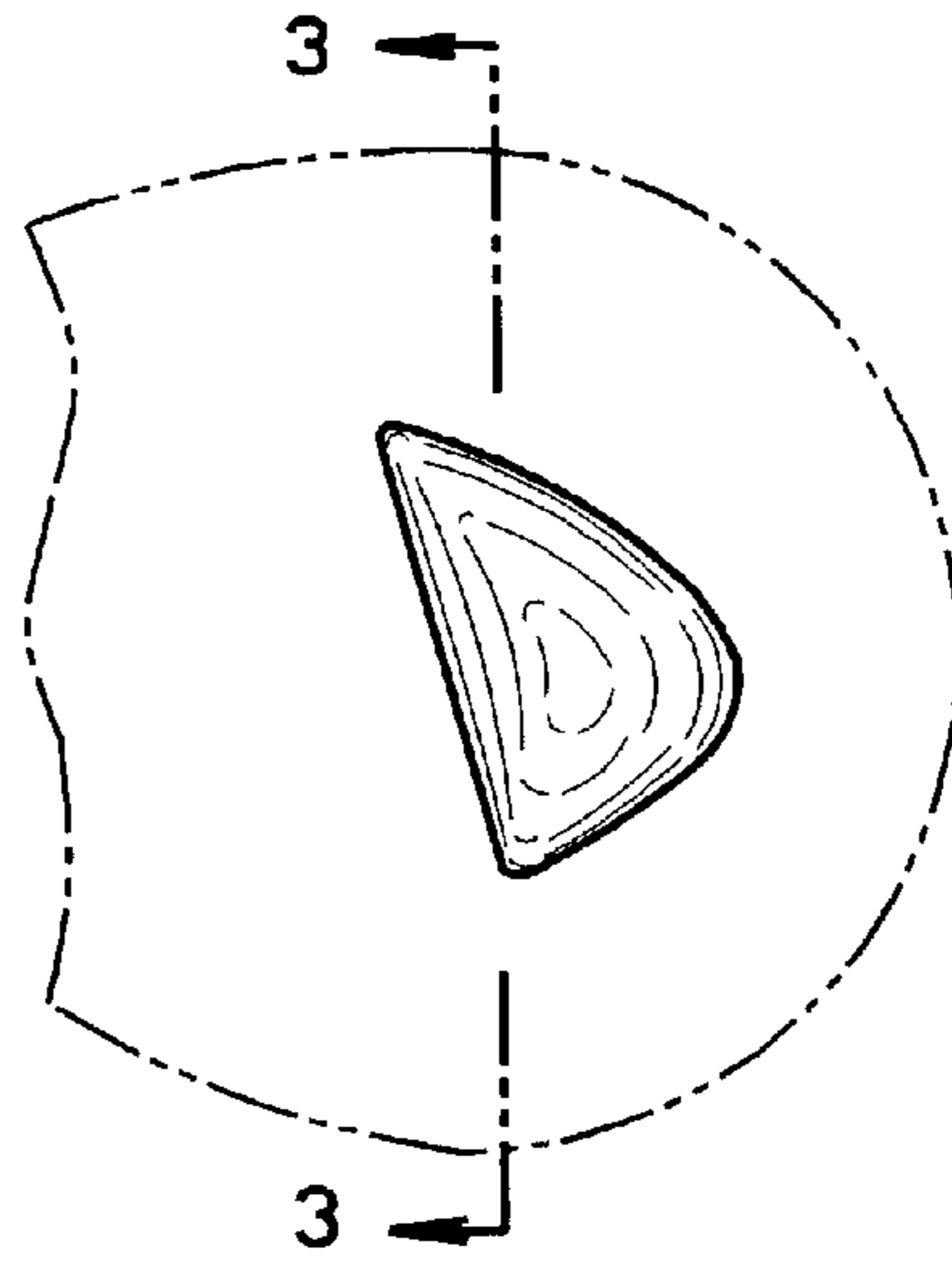


FIG. 1

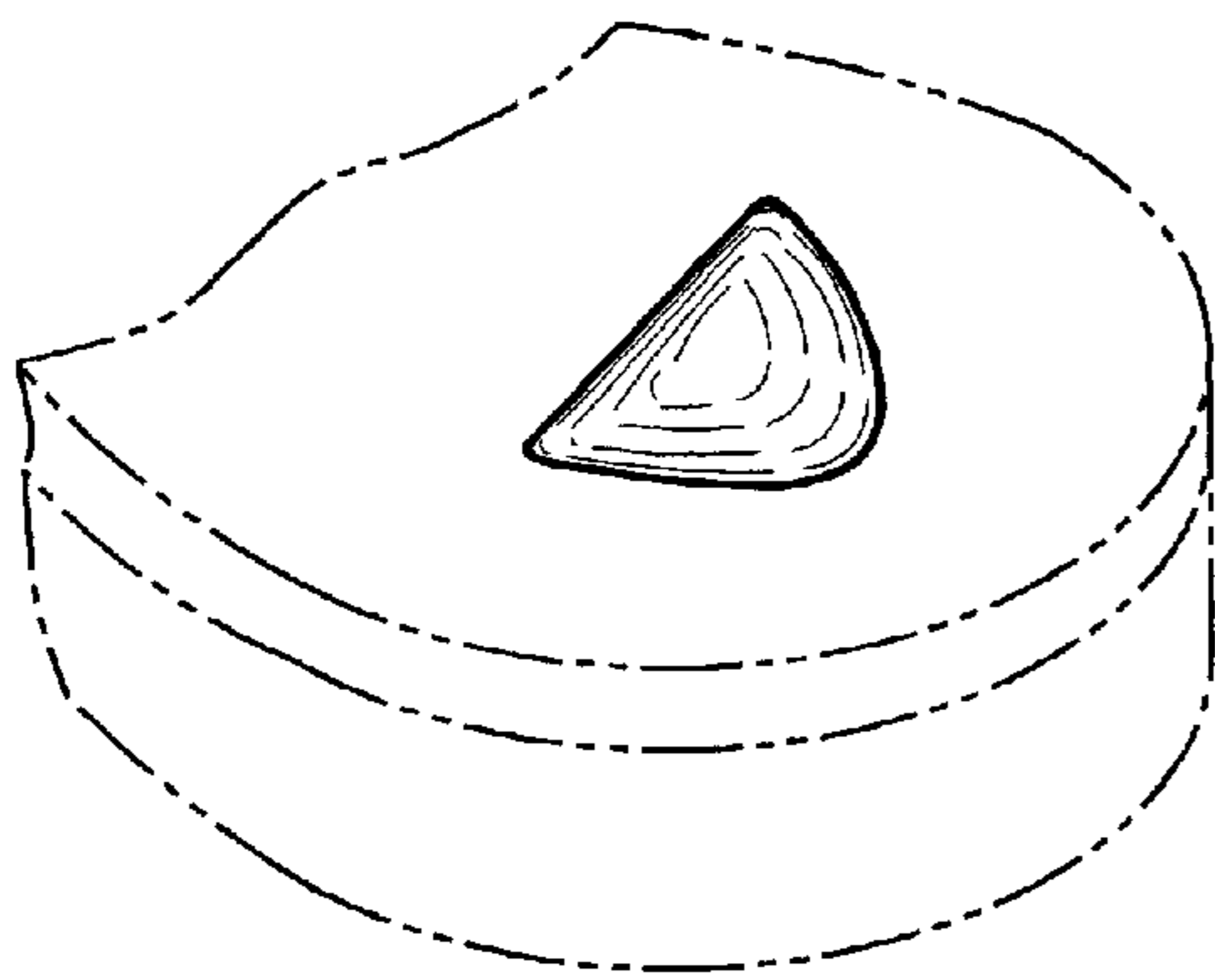


FIG. 2

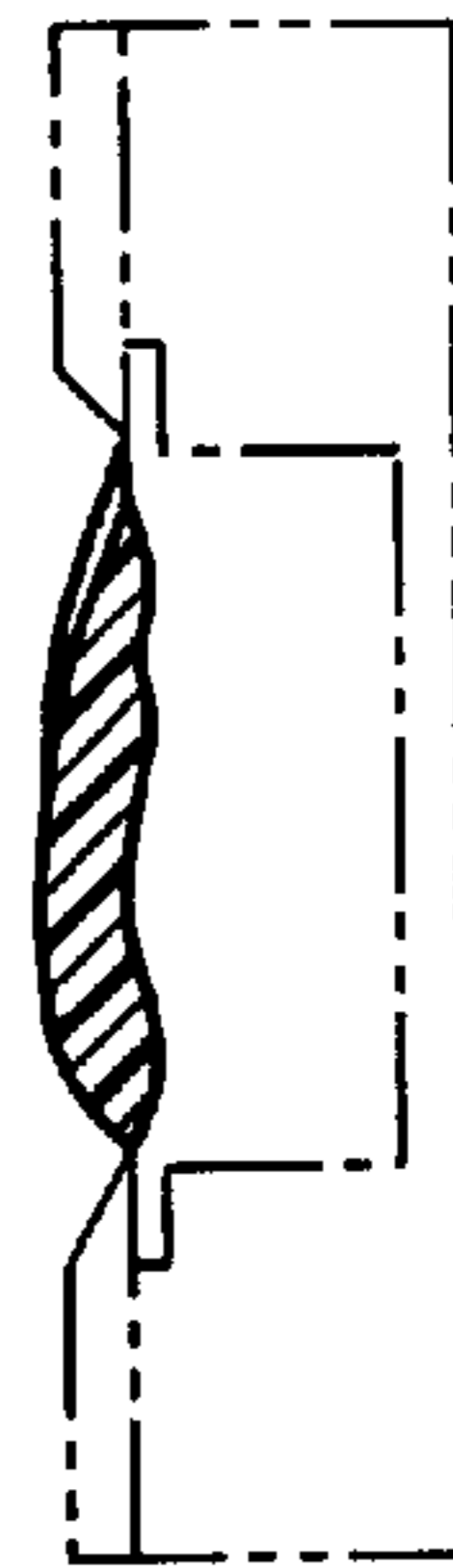


FIG. 3