



US00D424172S

# United States Patent [19]

[11] **Patent Number: Des. 424,172**

**Haug et al.**

[45] **Date of Patent: \*\* May 2, 2000**

[54] **KITCHEN FAUCET**

[75] Inventors: **Andreas Haug; Thomas Schönherr,**  
both of Stuttgart; **Dominik Tesseraux,**  
Kornwestheim, all of Germany

[73] Assignee: **Hansgrohe AG,** Schiltach, Germany

[\*\*] Term: **14 Years**

[21] Appl. No.: **29/104,696**

[22] Filed: **May 10, 1999**

[51] **LOC (7) Cl.** ..... **23-01**

[52] **U.S. Cl.** ..... **D23/238**

[58] **Field of Search** ..... D23/238-243,  
D23/250-257; 4/675-678; 137/801

[56] **References Cited**

**U.S. PATENT DOCUMENTS**

D. 291,235	8/1987	Bergmann et al.	.....	D23/238
D. 301,162	5/1989	Oberdorfer	.....	D23/238
D. 309,655	7/1990	Reinecke	.....	D23/238
D. 321,038	10/1991	Delepine	.....	D23/238
D. 324,095	2/1992	Grohe	.....	D23/238
D. 324,723	3/1992	Chretien	.....	D23/238

D. 324,905	3/1992	Chretien	.....	D23/238
4,103,709	8/1978	Fischer	.....	137/615
4,513,781	4/1985	Nikolayczik	.....	137/625.41
4,522,231	6/1985	Bergmann	.....	137/625.17

**OTHER PUBLICATIONS**

Grohetec, Jan. 1999, Catalog, 4 pages.  
Hansa, Nov. 1998, Catalog, 4 pages.

*Primary Examiner*—Eric Watterson  
*Attorney, Agent, or Firm*—Duane, Morris & Heckscher LLP

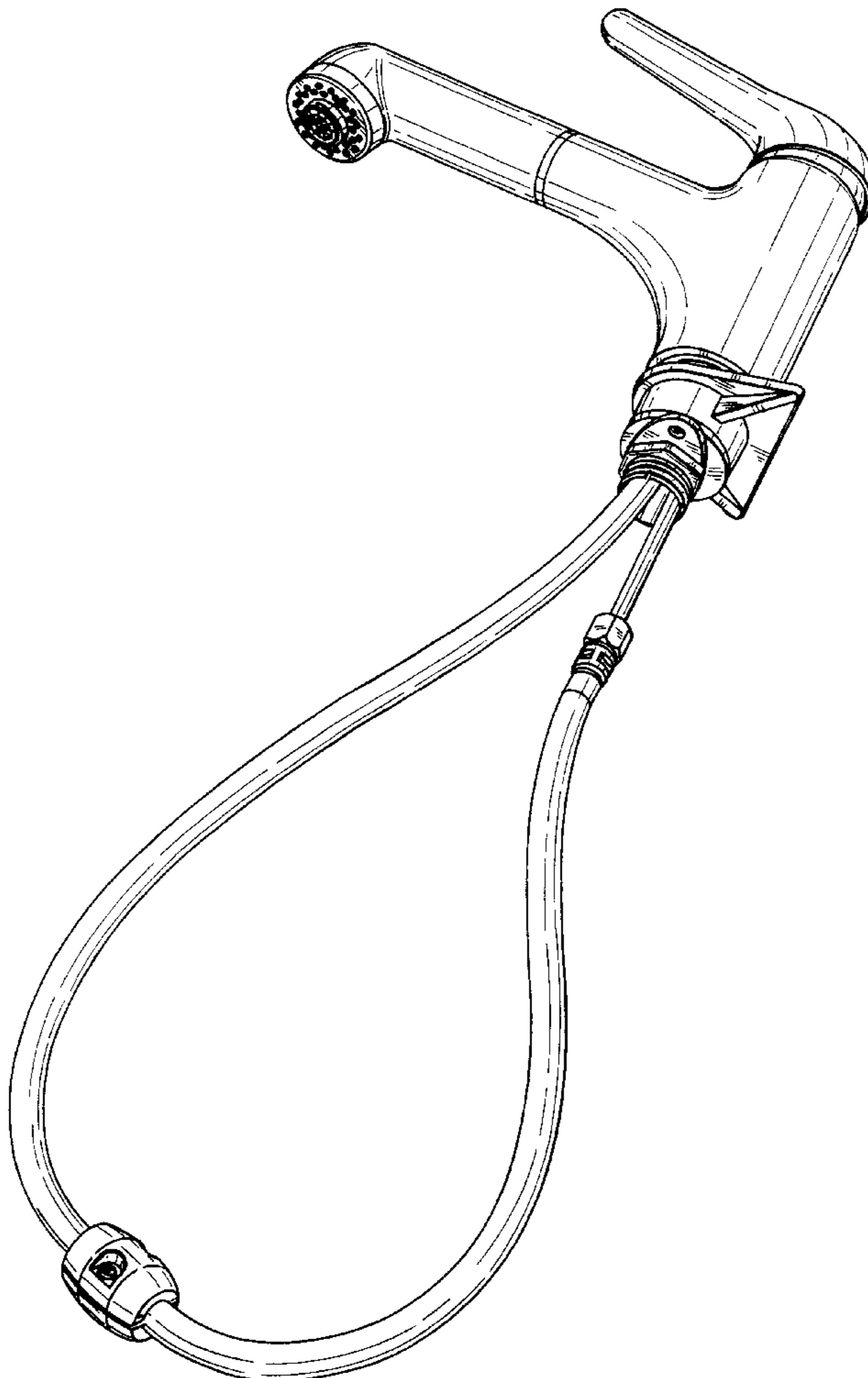
[57] **CLAIM**

The ornamental design for a kitchen faucet, as shown and described.

**DESCRIPTION**

FIG. 1 is a side perspective view of a kitchen faucet showing our new design;  
FIG. 2 is a front elevation view thereof;  
FIG. 3 is a rear elevation view thereof;  
FIG. 4 is a side elevation view, the opposite side being a mirror image thereof;  
FIG. 5 is a top plan view thereof; and,  
FIG. 6 is a bottom plan view thereof.

**1 Claim, 4 Drawing Sheets**



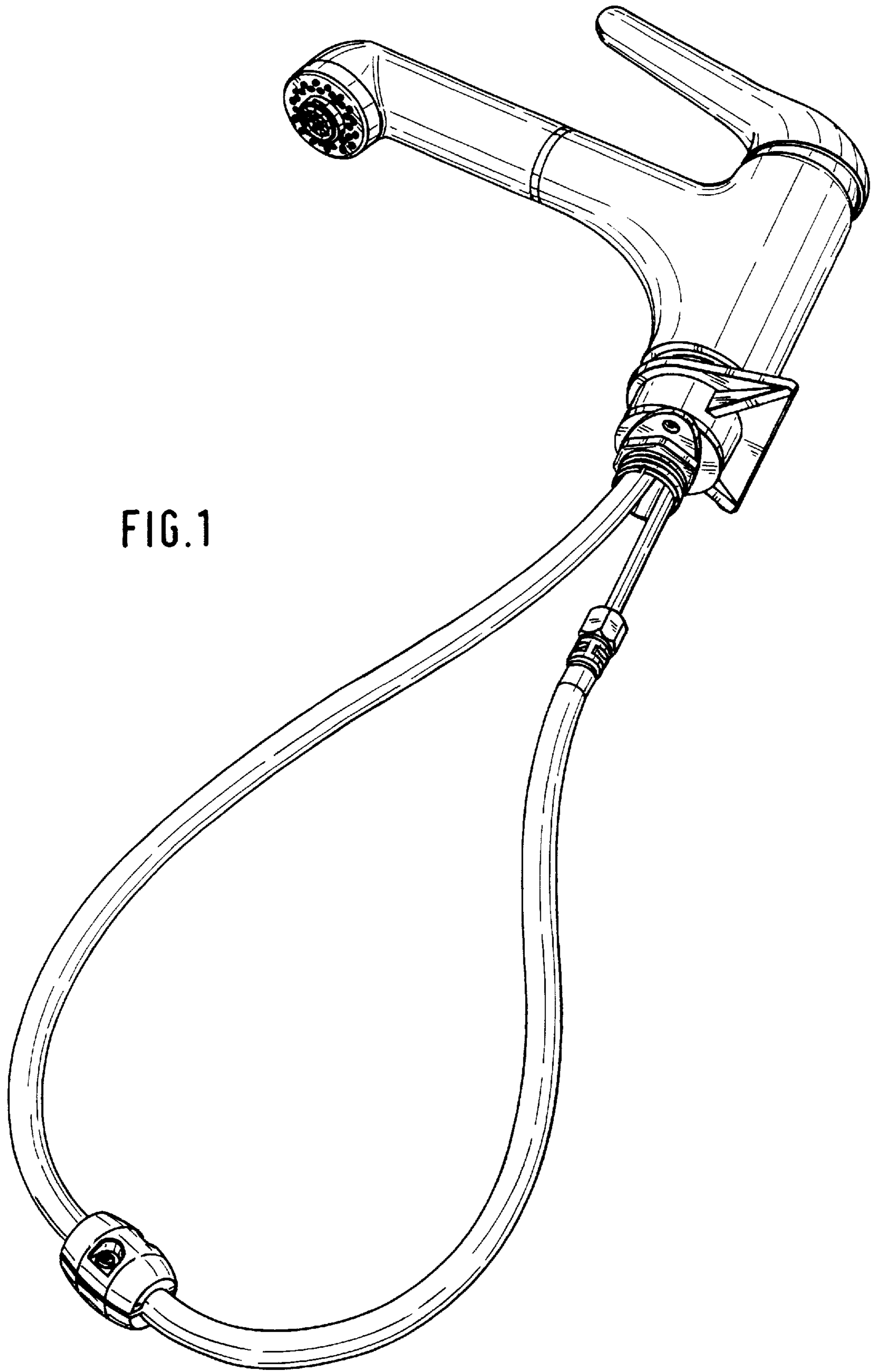
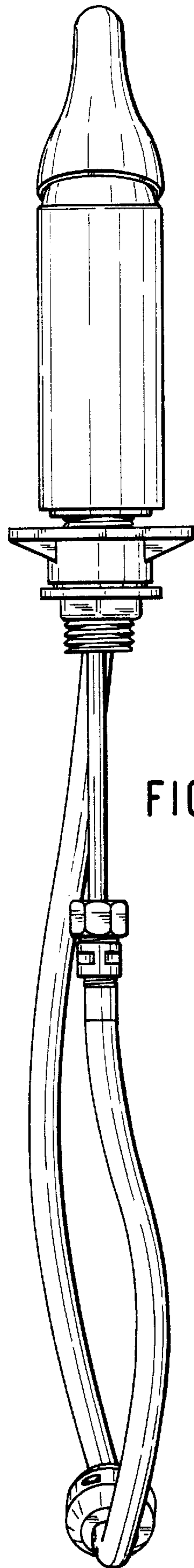
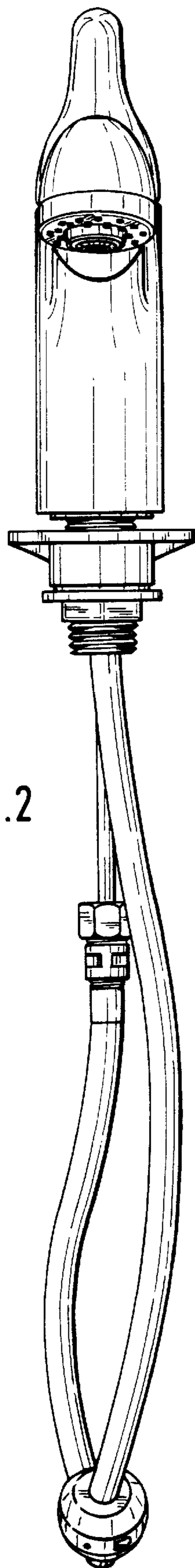


FIG. 1



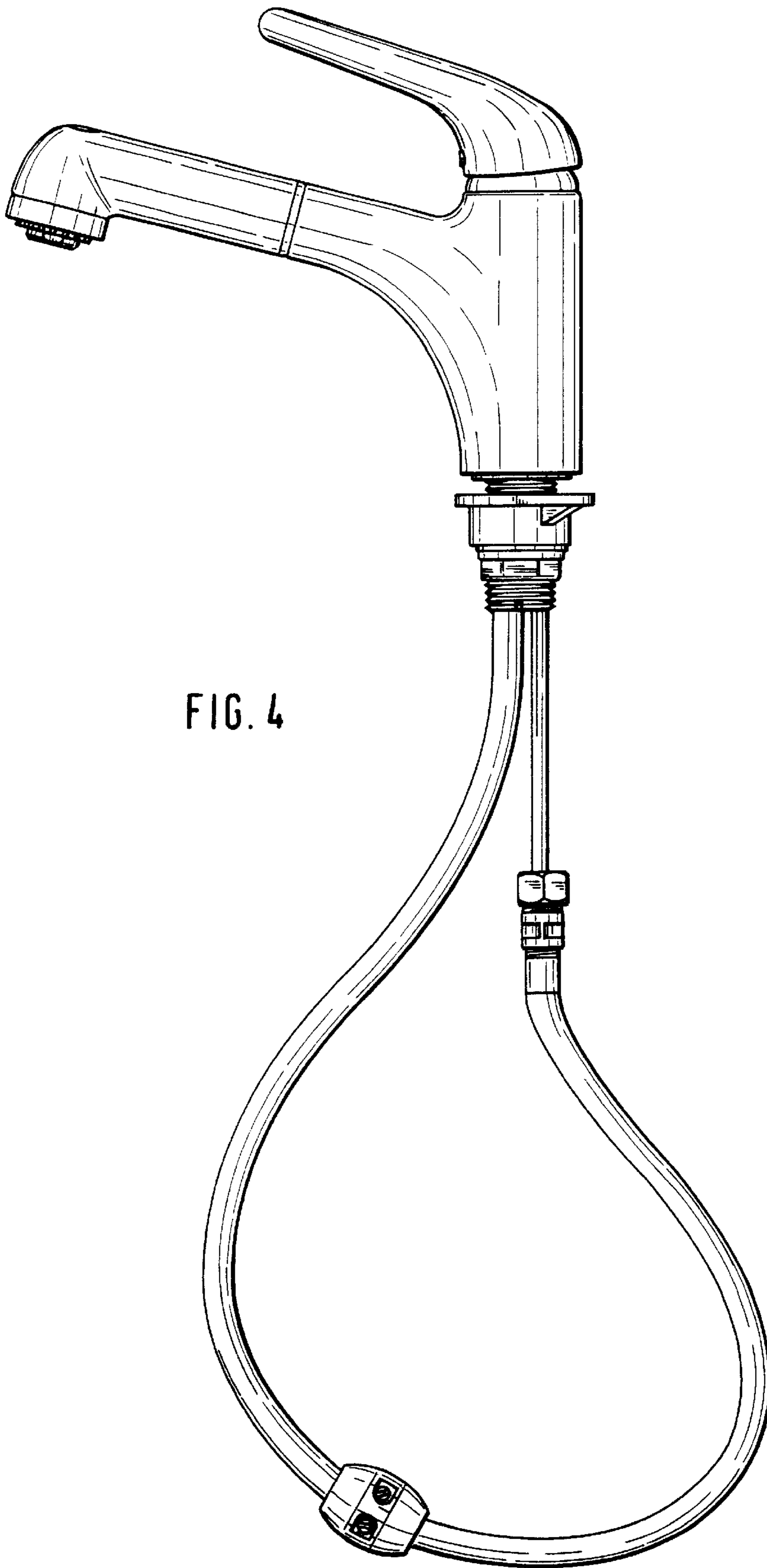


FIG. 4

FIG. 5

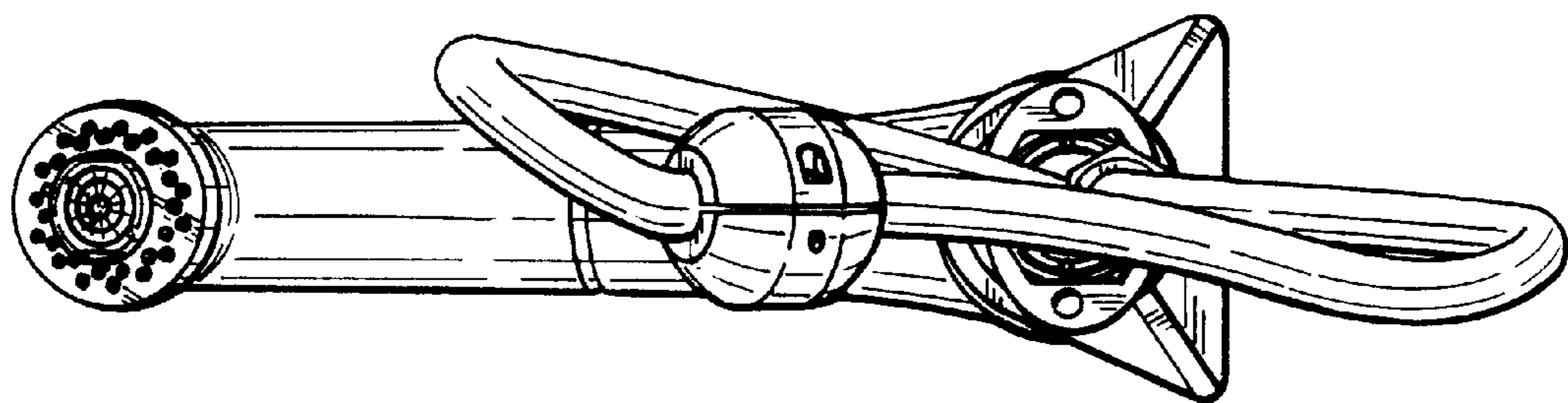
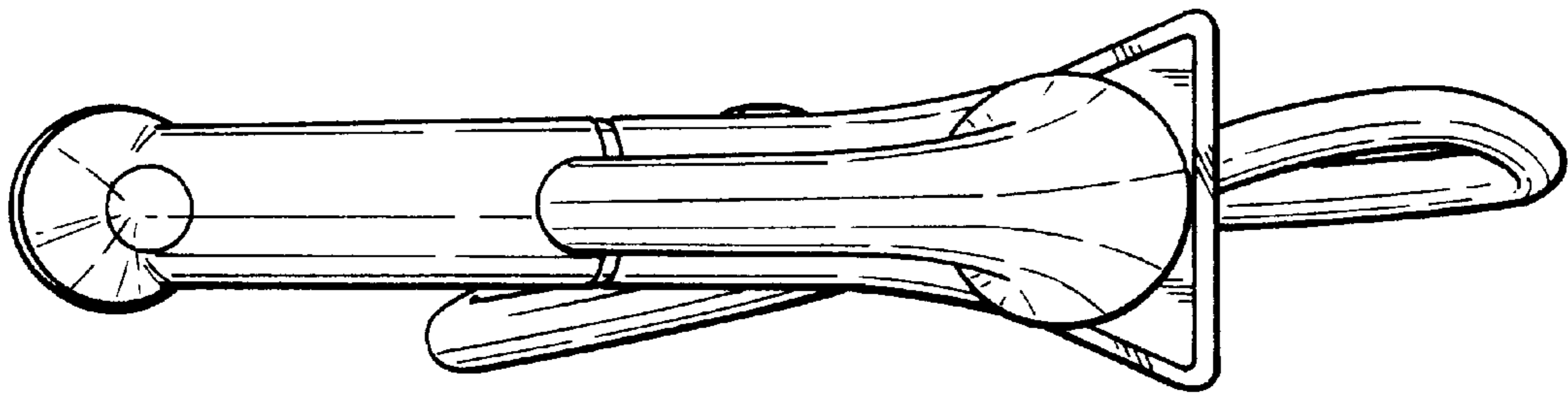


FIG. 6