



US00D424154S

**United States Patent** [19]  
**Zeilinger**

[11] **Patent Number: Des. 424,154**

[45] **Date of Patent: \*\* May 2, 2000**

[54] **SWING SEAT SIDE**

[75] Inventor: **Brian K. Zeilinger**, Janesville, Wis.

[73] Assignee: **Playstar, Inc.**, Janesville, Wis.

[\*\*] Term: **14 Years**

[21] Appl. No.: **29/103,322**

[22] Filed: **Apr. 13, 1999**

[51] **LOC (7) Cl.** ..... **21-03**

[52] **U.S. Cl.** ..... **D21/823; D6/344; D6/347**

[58] **Field of Search** ..... **D21/823-827; D6/344-348; 472/118-125; 482/35, 36**

[56] **References Cited**

**U.S. PATENT DOCUMENTS**

D. 289,234 4/1987 Hault ..... D6/348  
5,674,418 10/1997 Gentry ..... 482/35

*Primary Examiner*—Mitchell Siegel

*Attorney, Agent, or Firm*—Michael Best & Friedrich LLP

[57] **CLAIM**

I claim the ornamental design for a swing seat side, as shown and described.

**DESCRIPTION**

FIG. 1 is a right side view of a swing seat side embodying the present invention.

FIG. 2 is a perspective view of a swing seat having the swing seat side of FIG. 1.

FIG. 3 is a top view of the swing seat side of FIG. 1.

FIG. 4 is a front view of the swing seat side of FIG. 1.

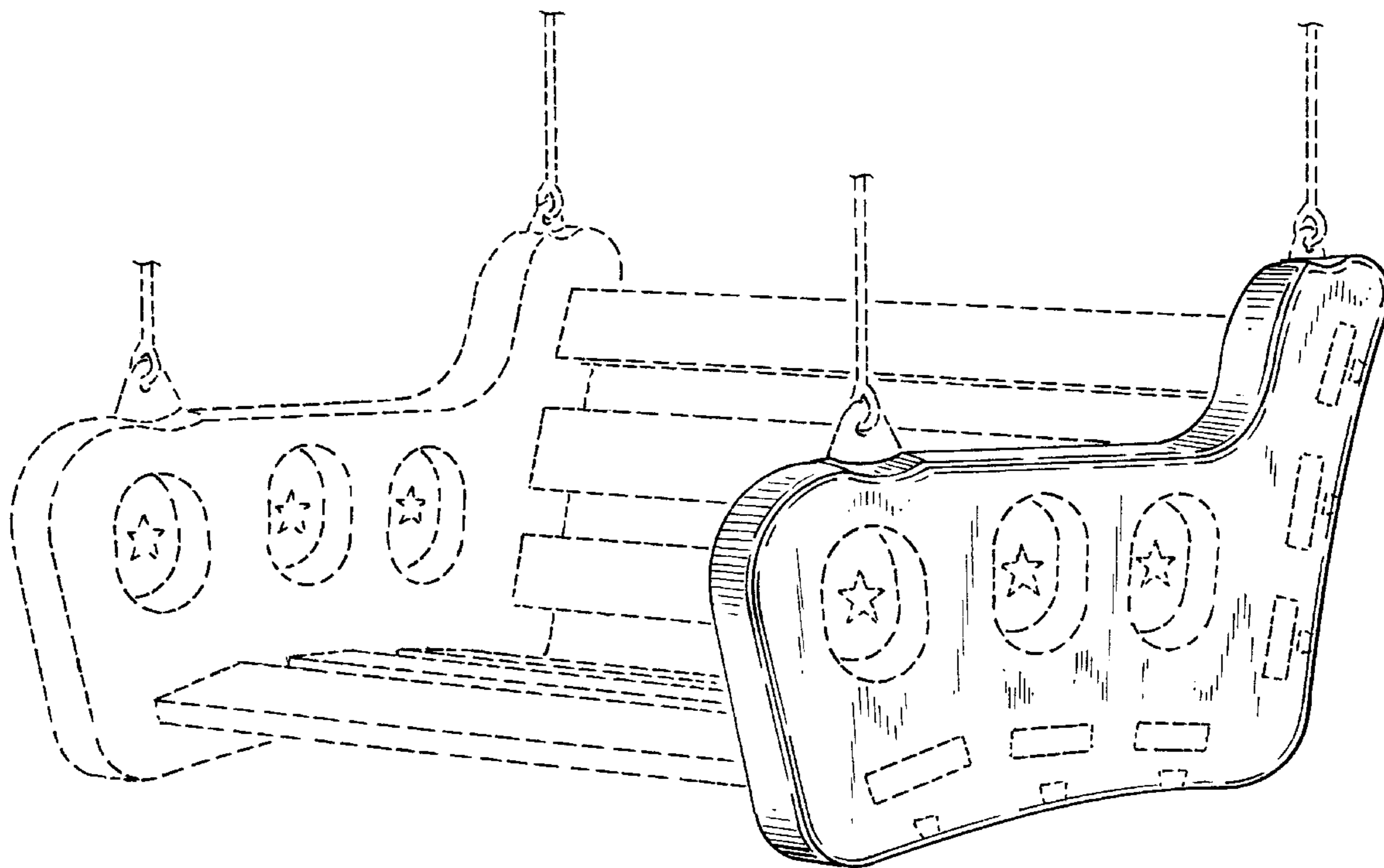
FIG. 5 is a back view of the swing seat side of FIG. 1; and,


FIG. 6 is a bottom view of the swing seat side of FIG. 1.

The present application is directed to the design illustrated in the drawings. Other features of the drawings, such as the boards, openings and mounting sections shown in FIG. 2, are not considered part of the design sought to be patented, and have accordingly been shown in broken lines.

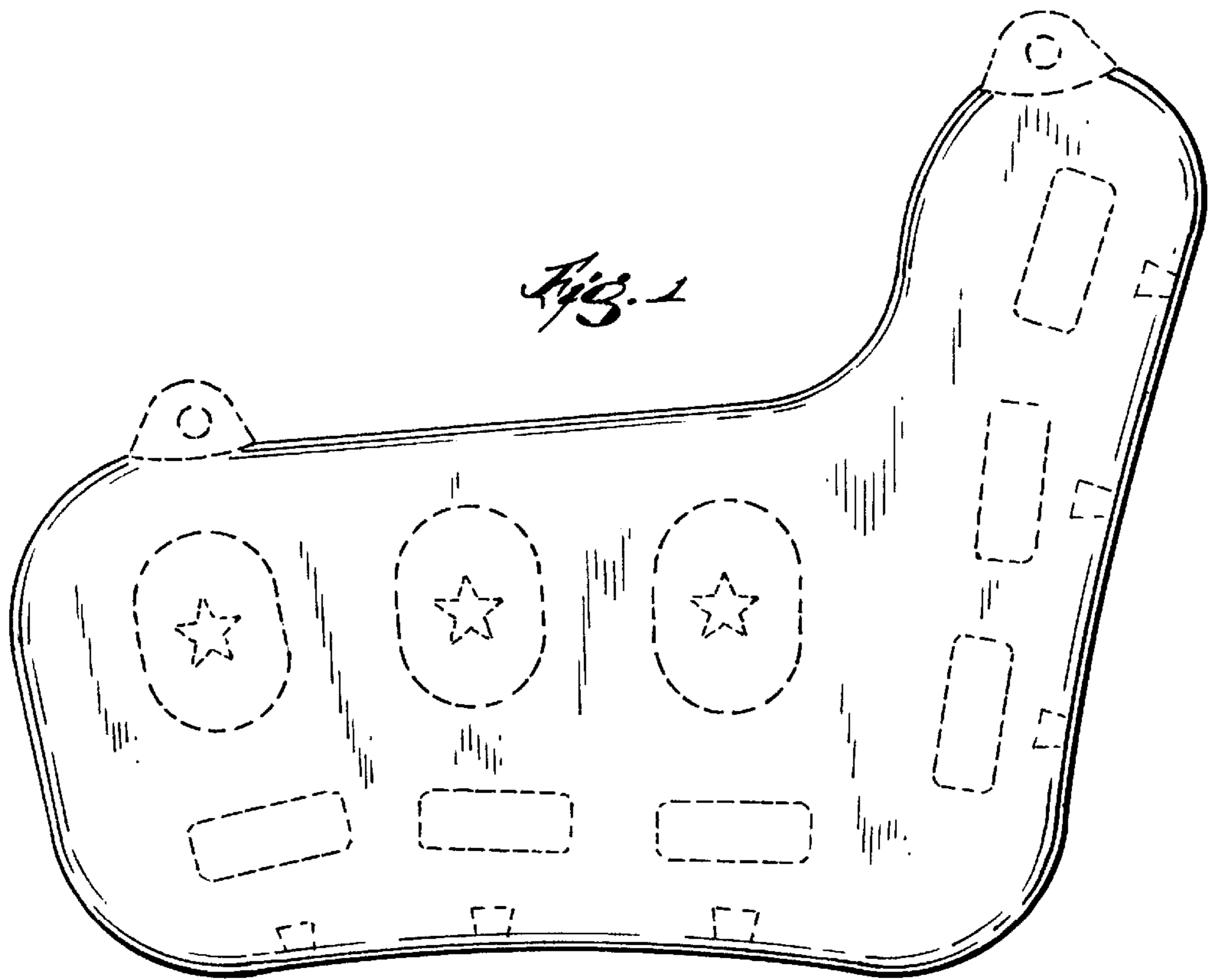
The left side view of the swing seat side is a mirror image of the right side view.

**1 Claim, 3 Drawing Sheets**

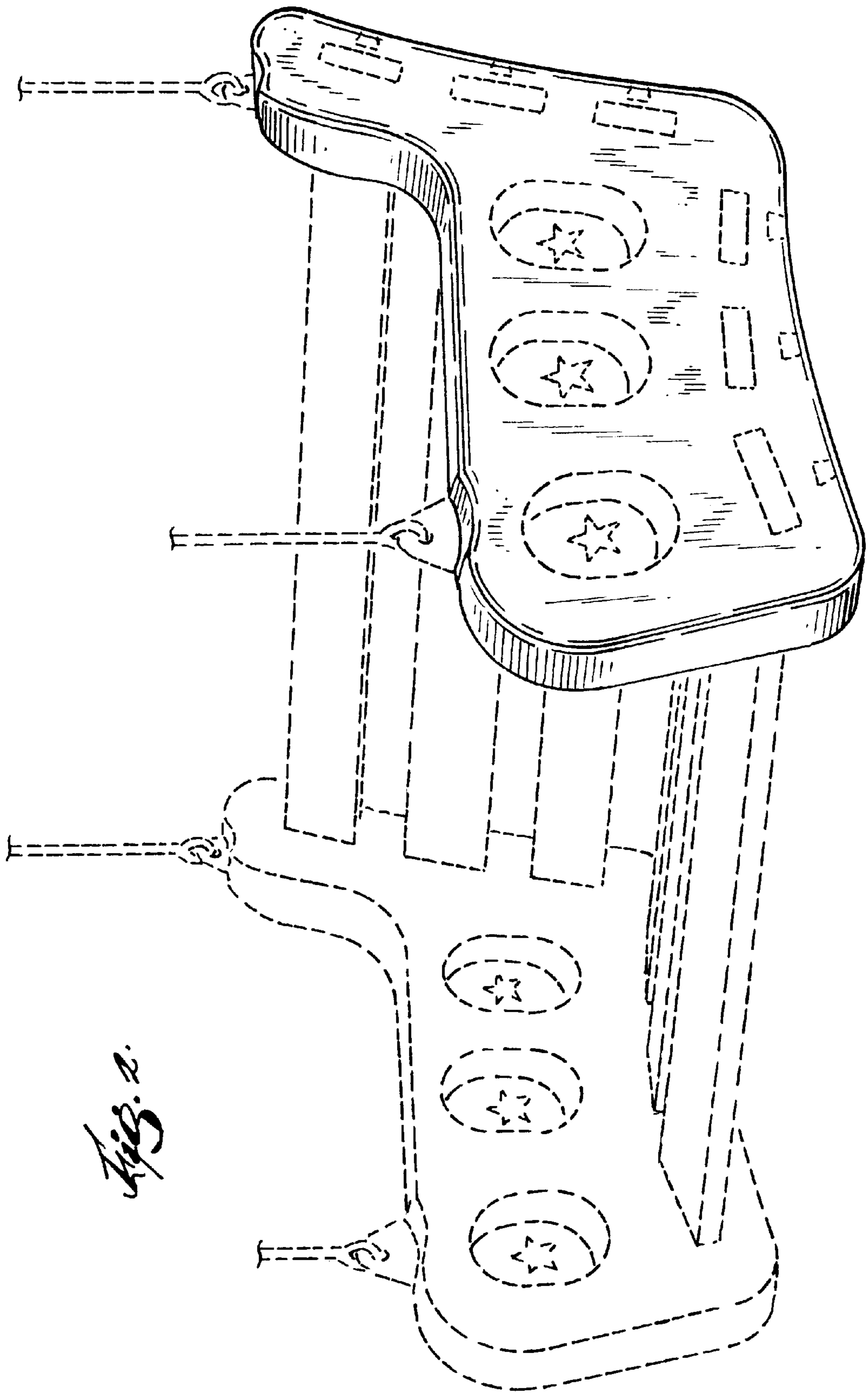




*Fig. 3*

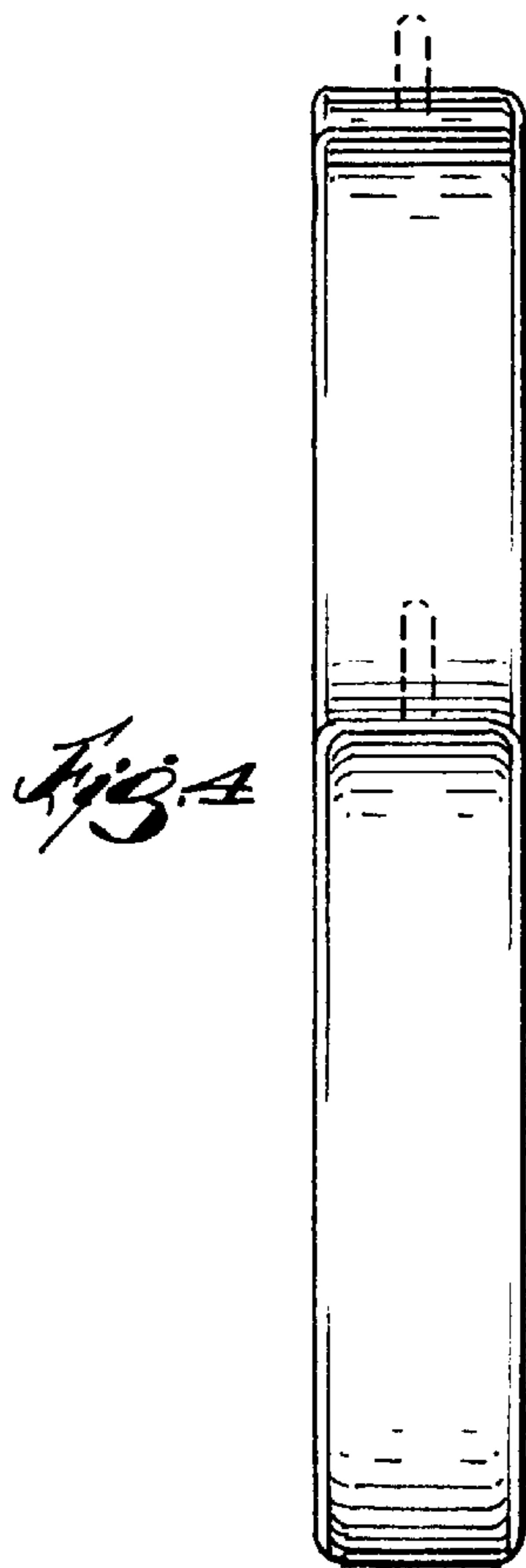


*Fig. 1*





*Fig. 6*



*Fig. 4*



*Fig. 5*