



US00D424149S

# United States Patent [19] Graf et al.

[11] **Patent Number: Des. 424,149**

[45] **Date of Patent: \*\* May 2, 2000**

[54] **SKATE BLADE HOLDER**

[75] Inventors: **Charles Graf**, Kreuzzingen,  
Switzerland; **Thomas C. Racz**,  
Chestermere, Canada

[73] Assignee: **Graf Canada Ltd.**

[\*\*] Term: **14 Years**

[21] Appl. No.: **29/098,966**

[22] Filed: **Jan. 8, 1999**

[51] **LOC (7) Cl.** ..... **21-02**

[52] **U.S. Cl.** ..... **D21/761; D21/771**

[58] **Field of Search** ..... **D21/760-764,**  
**D21/771; 280/11.18, 11.19, 11.2, 11.22,**  
**11.26, 11.27, 841**

[56] **References Cited**

**U.S. PATENT DOCUMENTS**

D. 245,872 9/1977 Baikie et al. .... D21/761

D. 250,490 12/1978 Baikie et al. .... D21/761  
D. 262,986 2/1982 Cox, Jr. .... D21/761  
D. 286,903 11/1986 Olivieri .... D21/761  
D. 325,416 4/1992 Olson et al. .... D21/761  
5,484,148 1/1996 Olivieri .... 280/11.18

*Primary Examiner*—Sandra L. Morris  
*Attorney, Agent, or Firm*—Merek & Voorhees

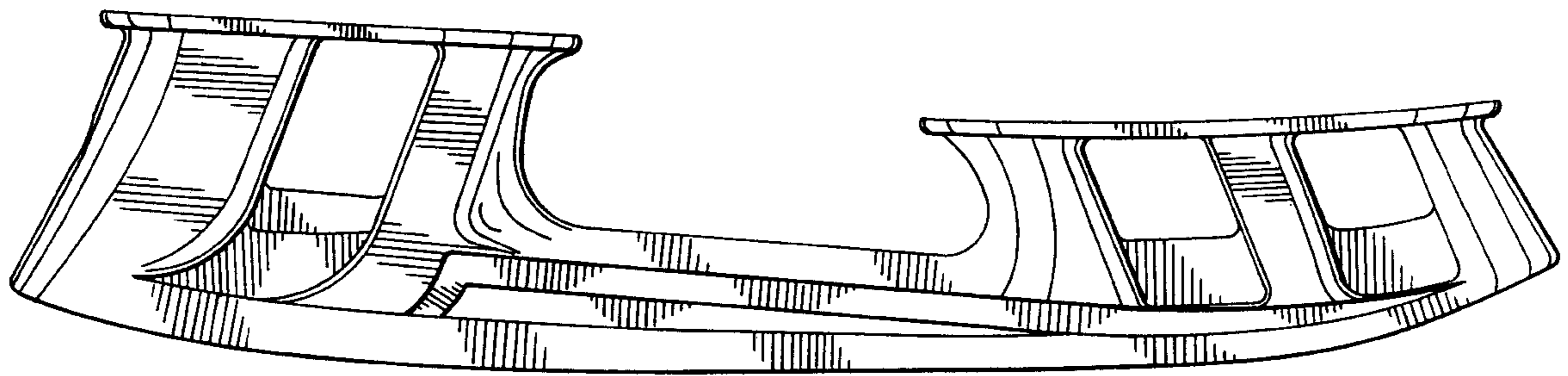
[57] **CLAIM**

The ornamental design for a skate blade holder, as shown and described.

**DESCRIPTION**

FIG. 1 is a right side view of the skate blade holder; FIG. 2 is a left side view of the skate blade holder; FIG. 3 is a top plan view thereof; FIG. 4 is a bottom view thereof; FIG. 5 is a rear view thereof; and, FIG. 6 is a front view of the skate blade holder.

**1 Claim, 5 Drawing Sheets**



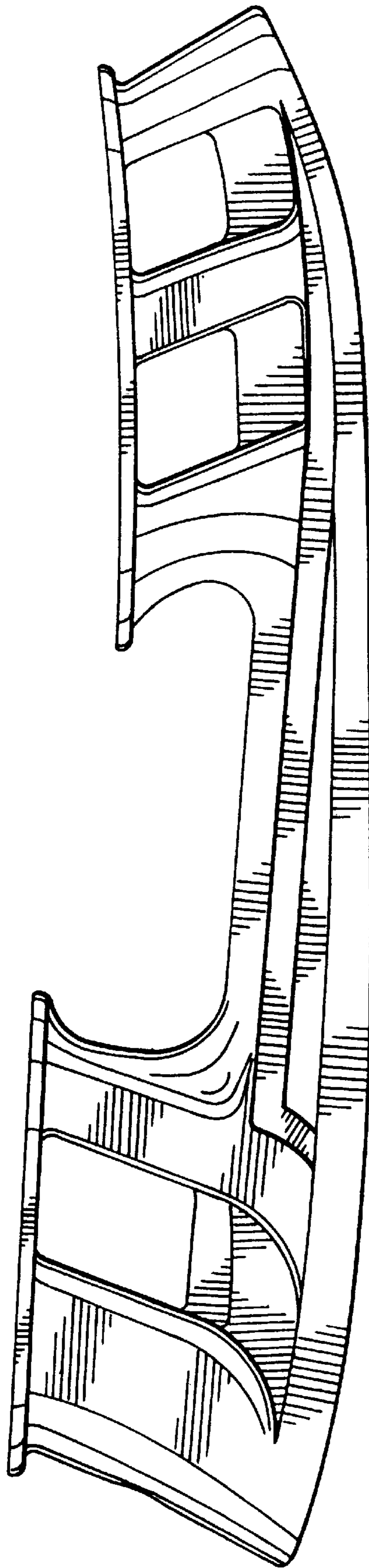


FIG. 1




FIG. 2

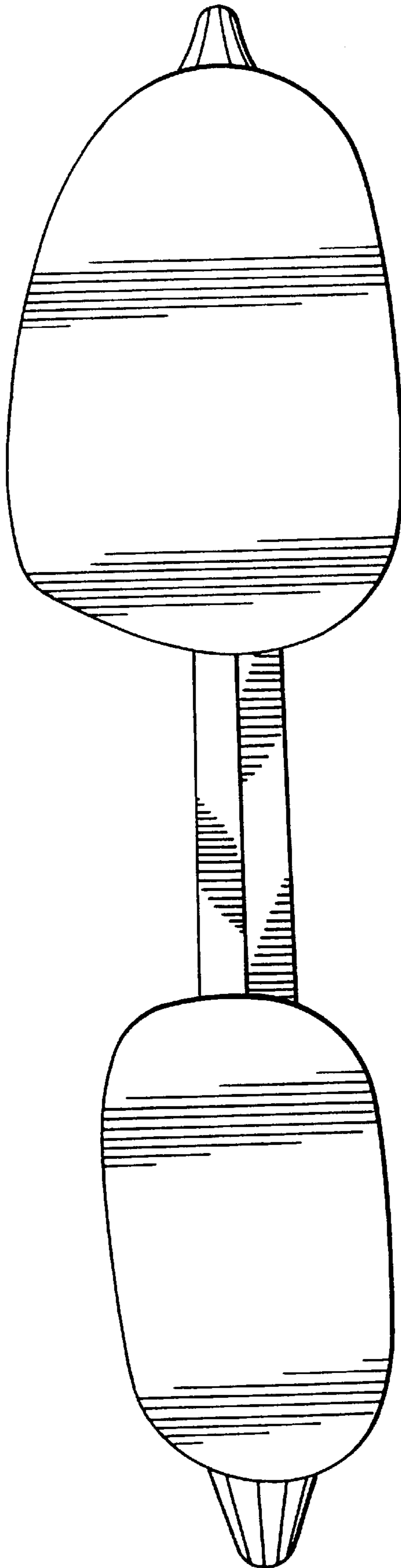


FIG. 3

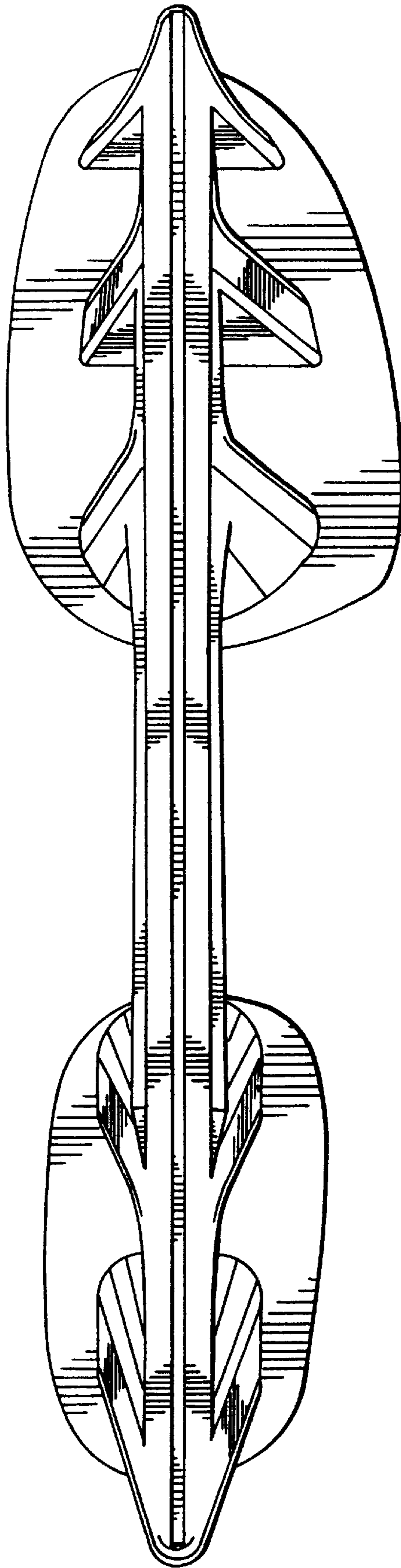


FIG. 4

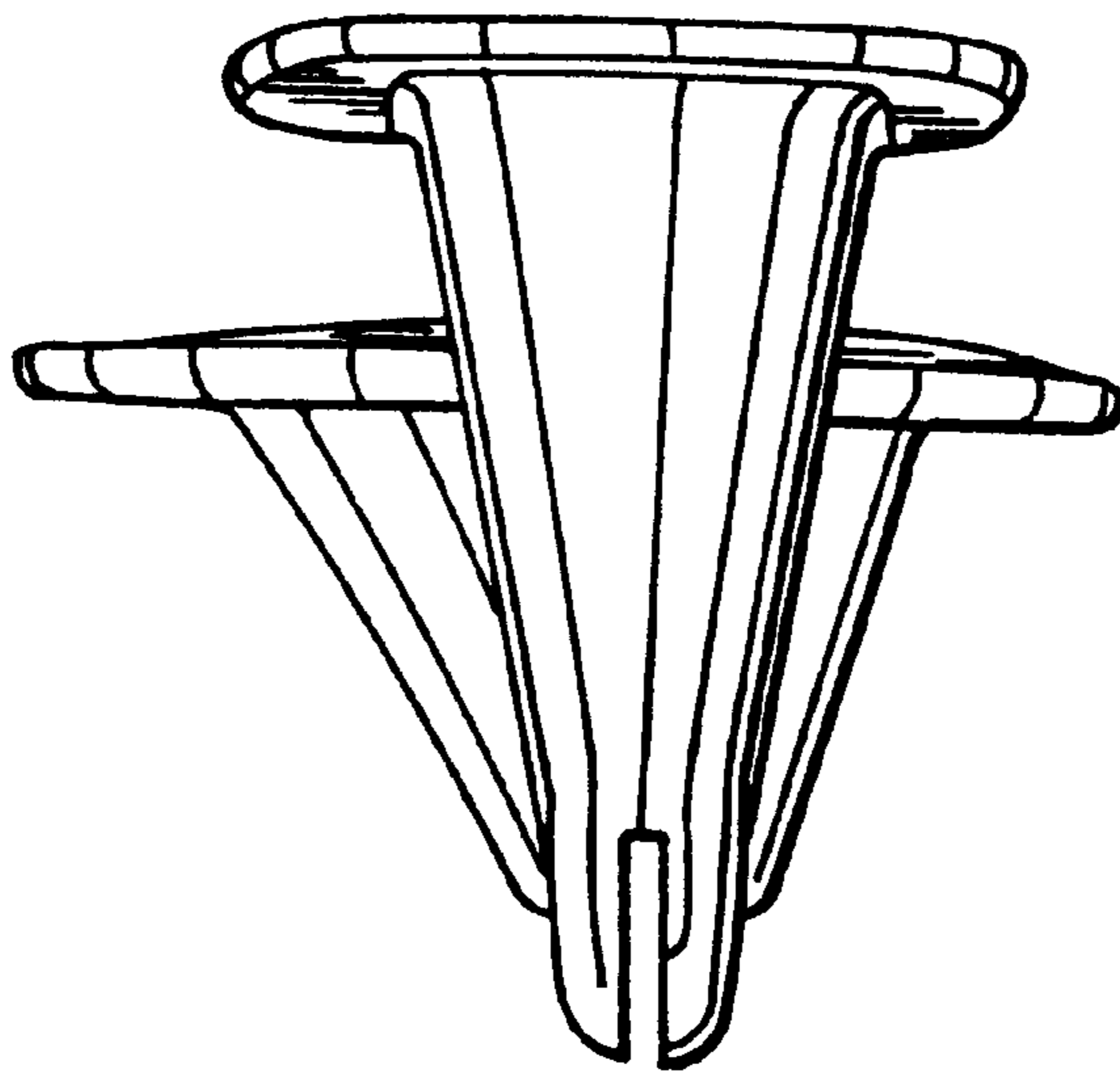


FIG. 5

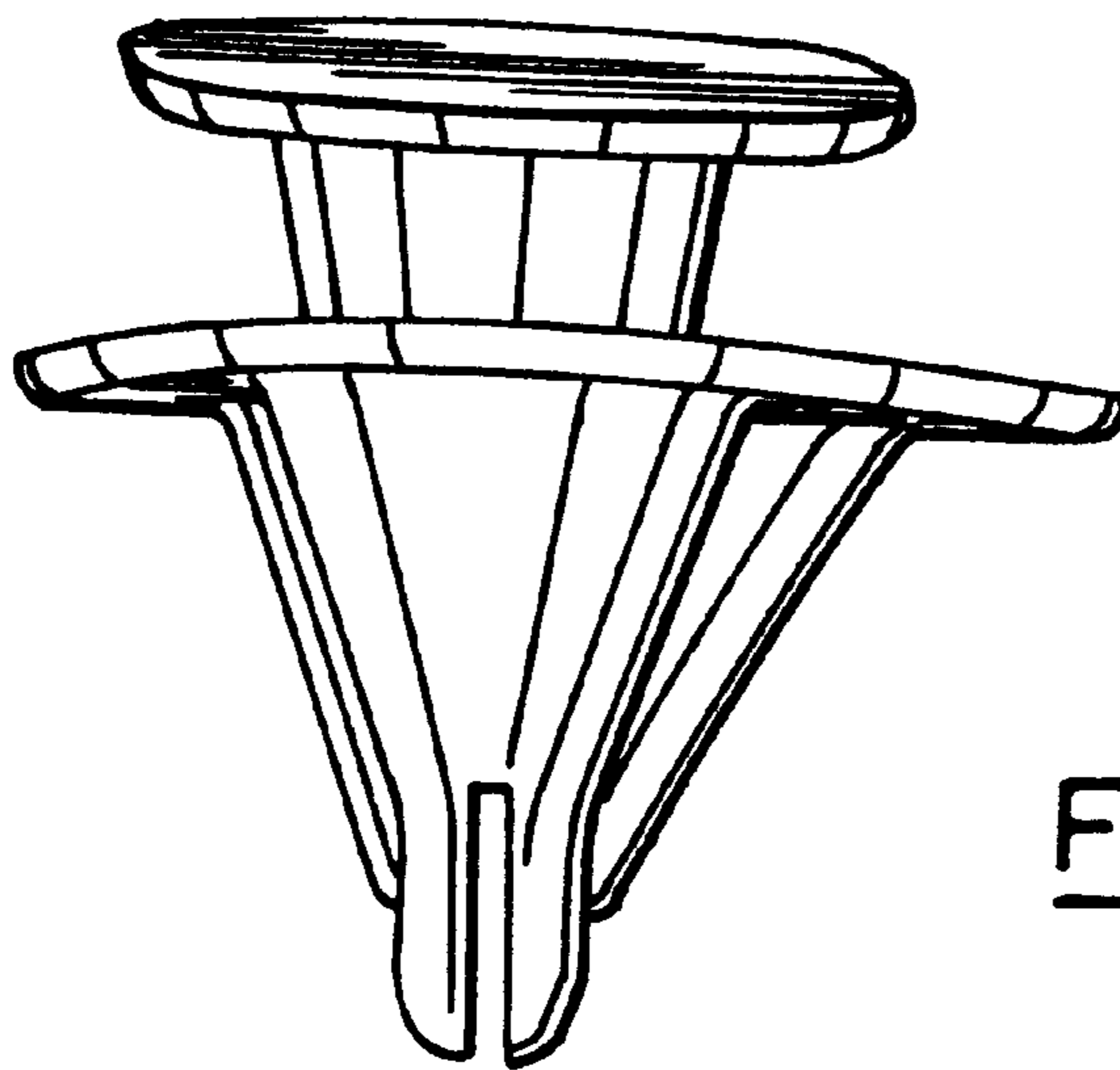


FIG. 6