



US00D424136S

United States Patent [19]

[11] Patent Number: Des. 424,136

LaPlaca et al.

[45] Date of Patent: ** May 2, 2000

[54] CHARACTER TOY

[75] Inventors: Paul J. LaPlaca, Bethel; Charles Zunda, Wilton, both of Conn.

[73] Assignee: Playtex Products, Inc., Westport, Conn.

[**] Term: 14 Years

[21] Appl. No.: 29/091,745

[22] Filed: Aug. 5, 1998

[51] LOC (7) Cl. 21-01

[52] U.S. Cl. D21/630

[58] Field of Search D21/621, 623-637, D21/639-649, 658-661; D9/311

[56] References Cited

U.S. PATENT DOCUMENTS

- D. 24,750 10/1895 Vail .
- D. 145,549 9/1946 Wright D21/631
- D. 166,881 5/1952 Russell D21/632
- D. 186,120 9/1959 Henson et al. .
- D. 192,388 3/1962 De Kolb .
- D. 222,842 1/1972 Merck .
- D. 230,748 3/1974 Matteson .
- D. 242,121 11/1976 Stoddard .
- D. 257,124 9/1980 Grip .
- D. 279,119 6/1985 Yuranyi D21/639
- D. 279,889 7/1985 Santa-Eulalia et al. .
- D. 293,004 12/1987 Emms .
- D. 306,692 3/1990 Ferrero .
- D. 321,541 11/1991 Ayon D21/631
- D. 324,707 3/1992 Williams D21/628
- D. 333,089 2/1993 Brauner et al. D9/311
- D. 333,427 2/1993 Brauner et al. D9/311
- 3,251,154 5/1966 Taylor .
- 3,303,602 2/1967 Douglas .
- 3,353,823 11/1967 Sobel .

- 3,521,397 7/1970 Meates .
- 3,577,676 5/1971 Powell .
- 3,986,639 10/1976 Zaccaro .
- 4,515,572 5/1985 Emms .
- 5,503,274 4/1996 Toffler et al. .

OTHER PUBLICATIONS

Gifts & Decorative Accessories, Part 2 of 2 parts, King Features Syndicate, division of Hearst Corp., NYC, NY, Back cover, lower left of page, sargent figure waving with left hand and holding dog, Jul. 1993.

U.S. Trademark Registration No.: 1,492,832 Registered Jun. 21, 1988.

Front and rear Mr. Bubble labels for a container, rear label showing copyright 1992.

Primary Examiner—James Gandy

Assistant Examiner—Carol Rademaker

Attorney, Agent, or Firm—Ohlandt, Greeley, Ruggiero & Perle

[57] CLAIM

The ornamental design for a character toy, as shown and described.

DESCRIPTION

FIG. 1 is a perspective view of a character toy showing our new design;

FIG. 2 is a left side view of the character toy of FIG. 1;

FIG. 3 is a right side view of the character toy of FIG. 1;

FIG. 4 is front view of the character toy of FIG. 1;


FIG. 5 is a rear view of the character toy of FIG. 1;

FIG. 6 is a top view of the character toy of FIG. 1; and,

FIG. 7 is a bottom view of the character toy of FIG. 1.

The broken line showing of environment in FIGS. 1 & 4 is for illustrative purposes only and forms no part of the claimed design.

1 Claim, 3 Drawing Sheets






FIG. 1




FIG. 2

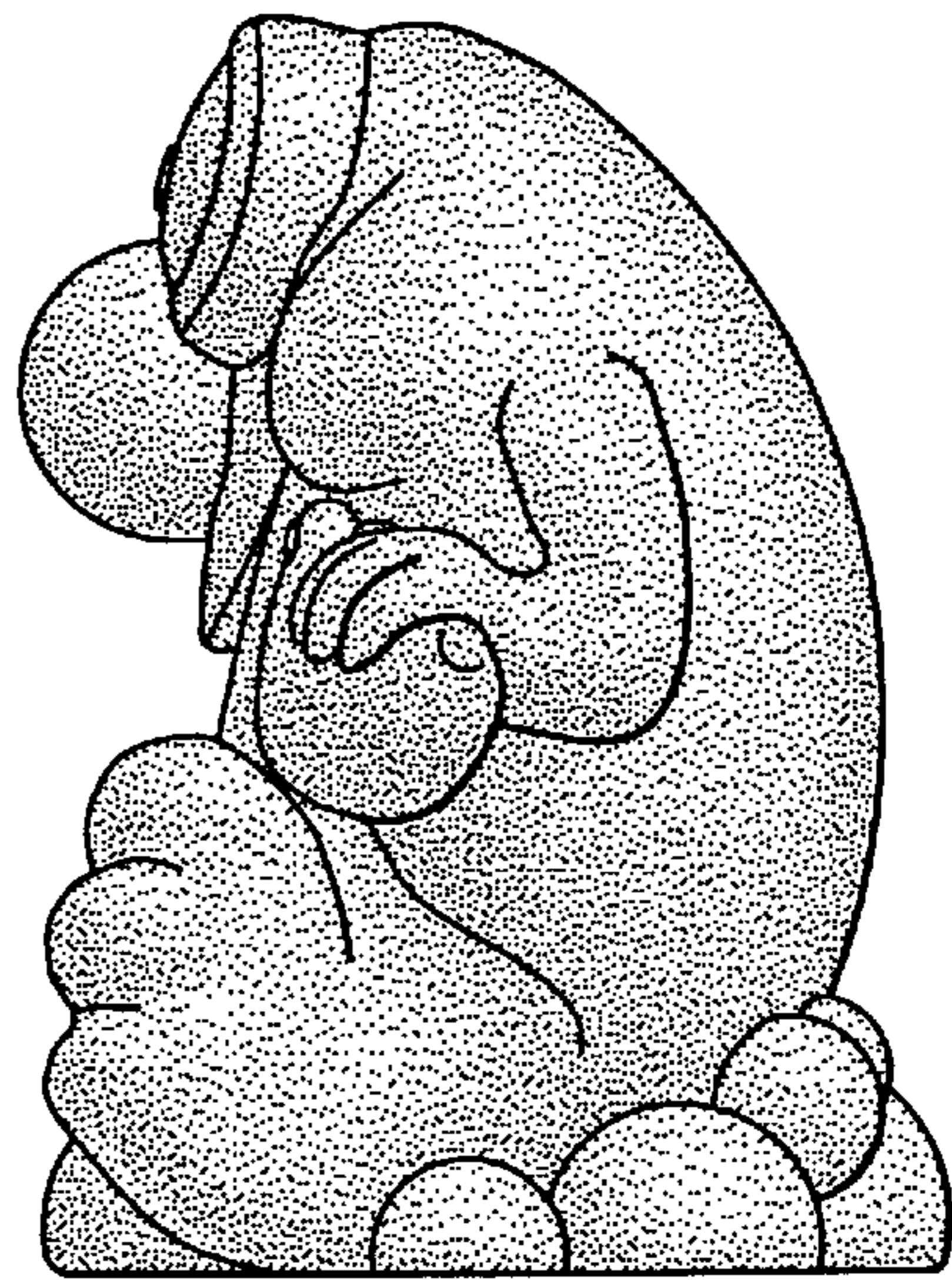


FIG. 3

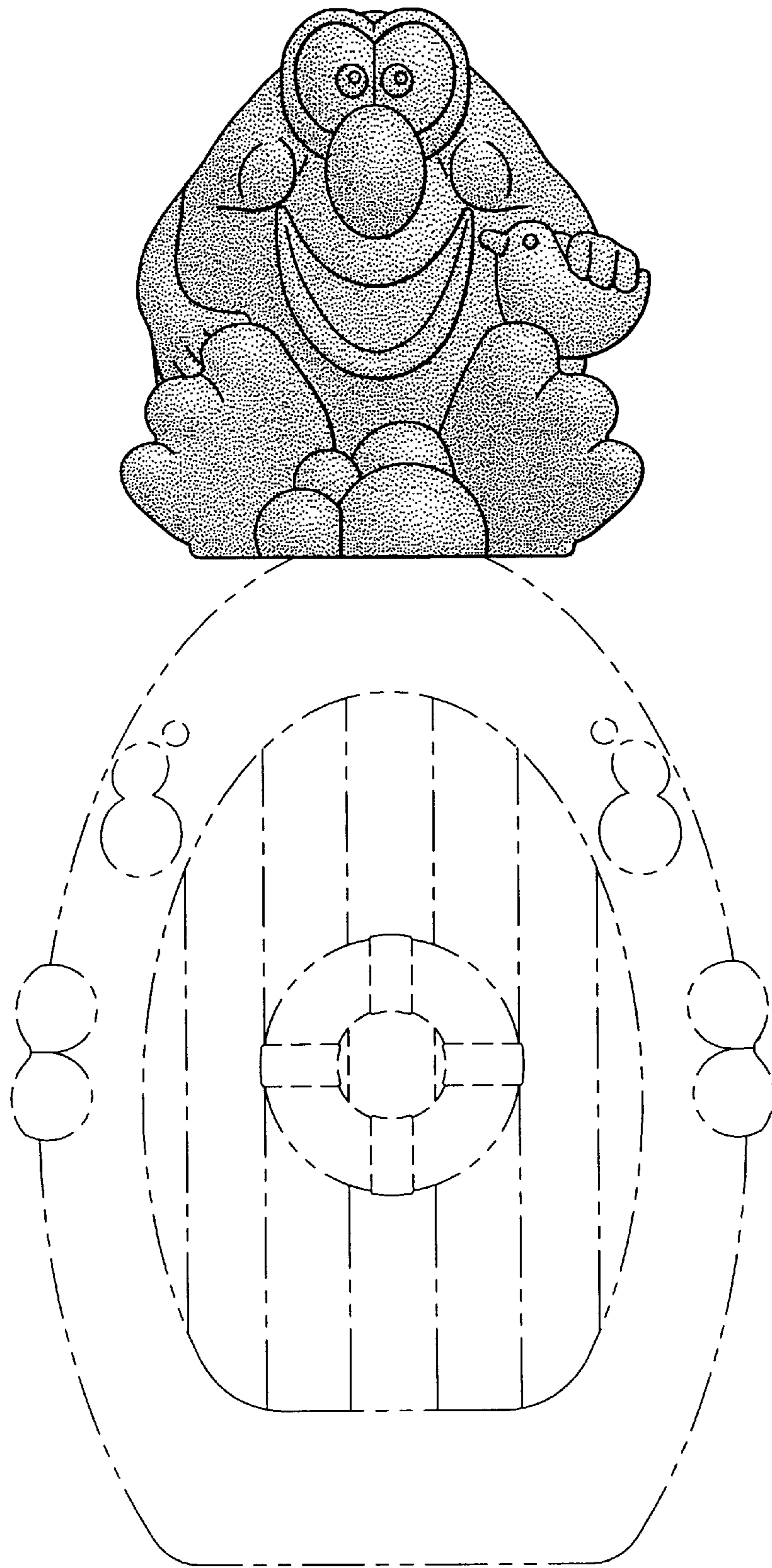


FIG. 4

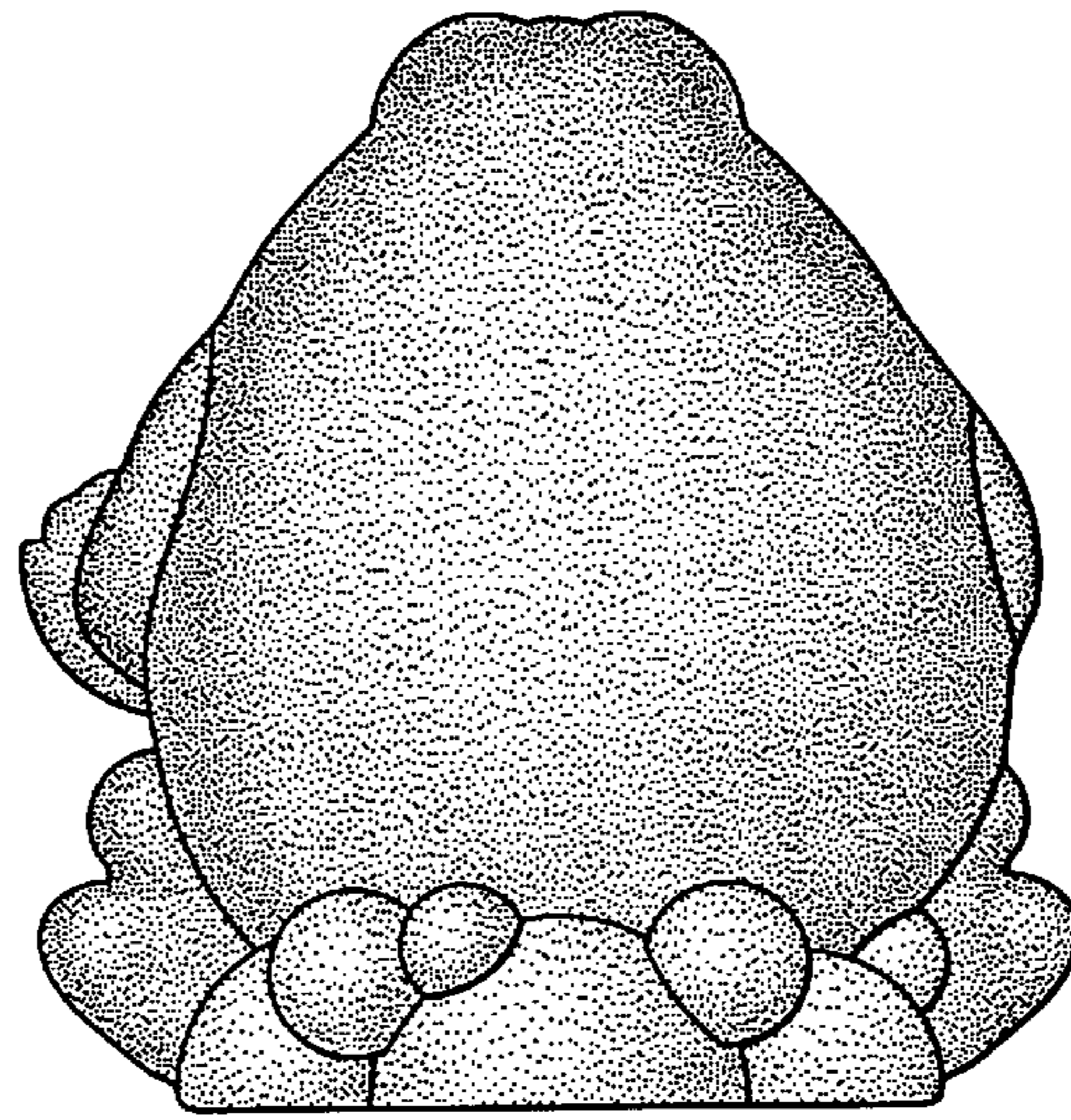


FIG. 5

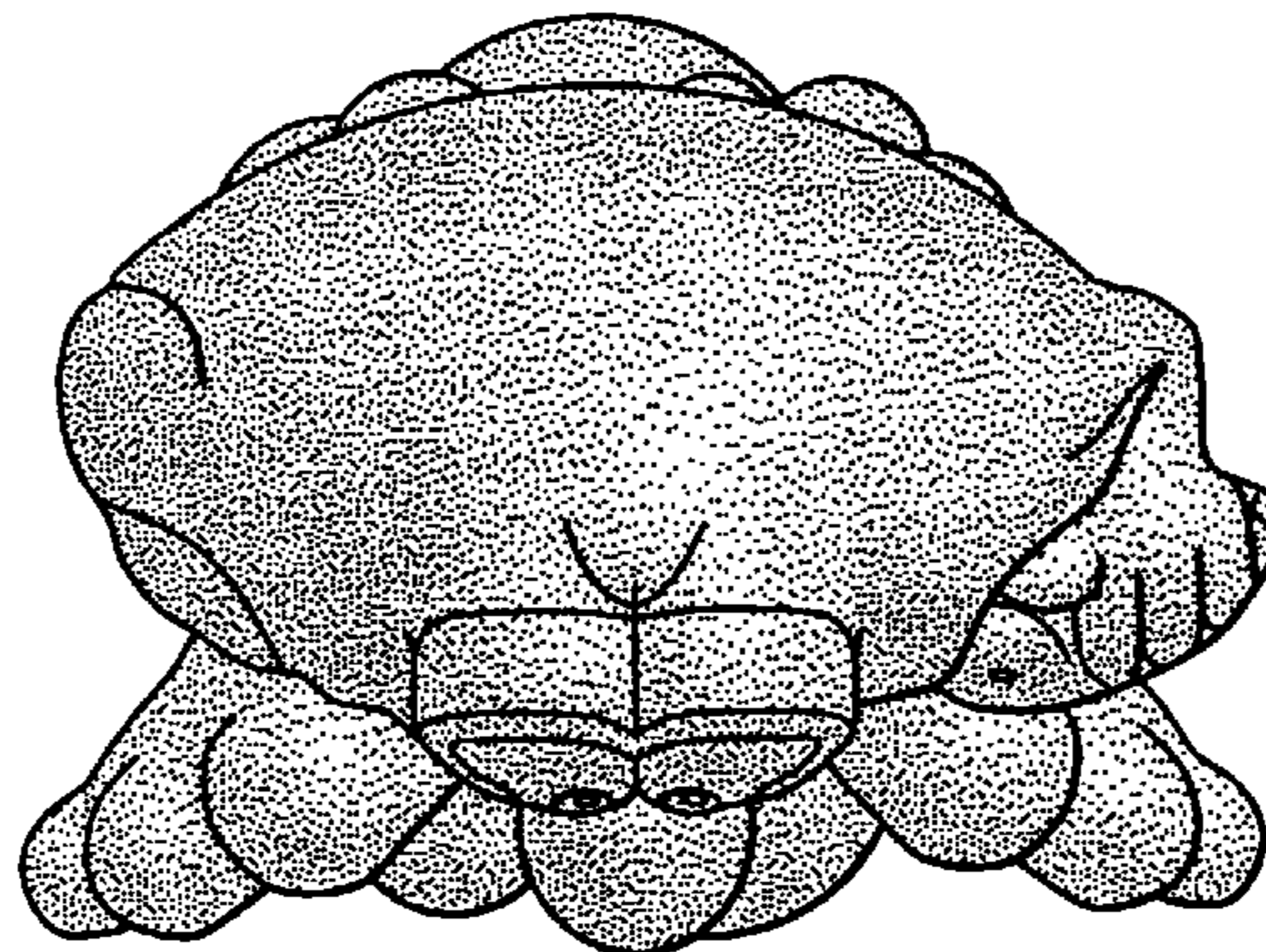


FIG. 6

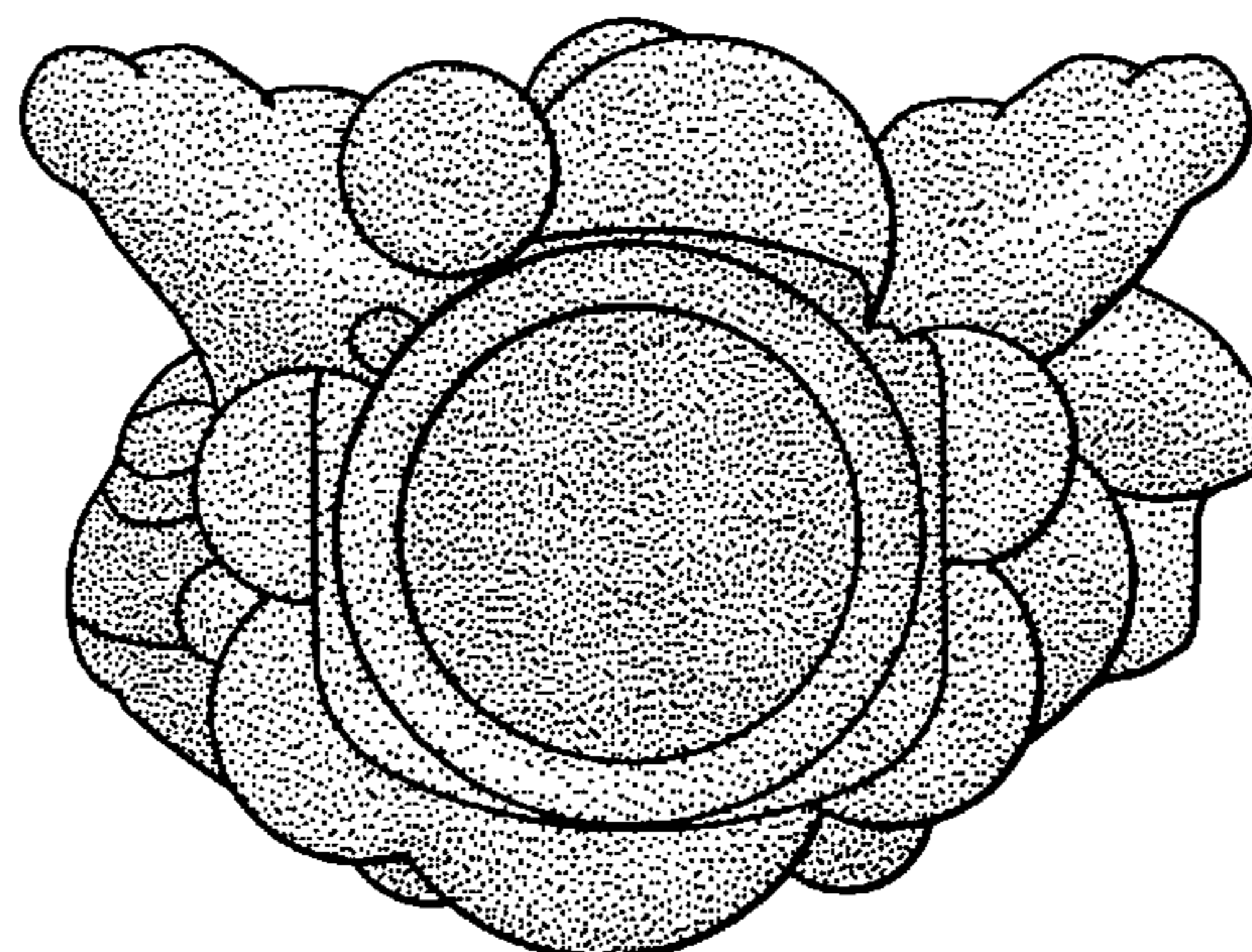


FIG. 7