



US00D424117S

United States Patent [19]

Steinbeck et al.

[11] Patent Number: Des. 424,117

[45] Date of Patent: ** May 2, 2000

[54] STORAGE BOX

[75] Inventors: **Tammy Lynn Steinbeck**, Grayslake; **Maureen O'Connor**; **Christopher Conley**, both of Chicago; **Marcia Lausen**, Evanston, all of Ill.

[73] Assignee: **ACCO Brands, Inc.**, Lincolnshire, Ill.

[**] Term: **14 Years**

[21] Appl. No.: **29/097,146**

[22] Filed: **Nov. 30, 1998**

[51] LOC (7) Cl. **19-02**

[52] U.S. Cl. **D19/75; D19/90; D19/86; D3/307**

[58] Field of Search D3/304, 305, 307-315; D19/75, 76, 86, 90, 91, 99, 100; 229/100, 116.1, 117.13, 117.16; 220/500, 528, 529, 532, 553, 4.33; 206/425; D34/1; 312/183, 184; 211/10, 11, 45, 46, 126.13

[56] References Cited

U.S. PATENT DOCUMENTS

D. 326,341	5/1992	Frauhiger	D34/1
2,418,963	4/1947	Anderson	229/117.17
3,301,481	1/1967	Amy et al.	229/117.17
4,339,069	7/1982	Poteet	229/117.17
4,403,729	9/1983	Wytko	229/149
5,271,551	12/1993	Roepke	229/117.17

OTHER PUBLICATIONS

Horder's Office Supplies, 1952, p. 31, see circled file box, top center.

Primary Examiner—Martie K. Holtje

Attorney, Agent, or Firm—Pennie & Edmonds LLP

[57] CLAIM

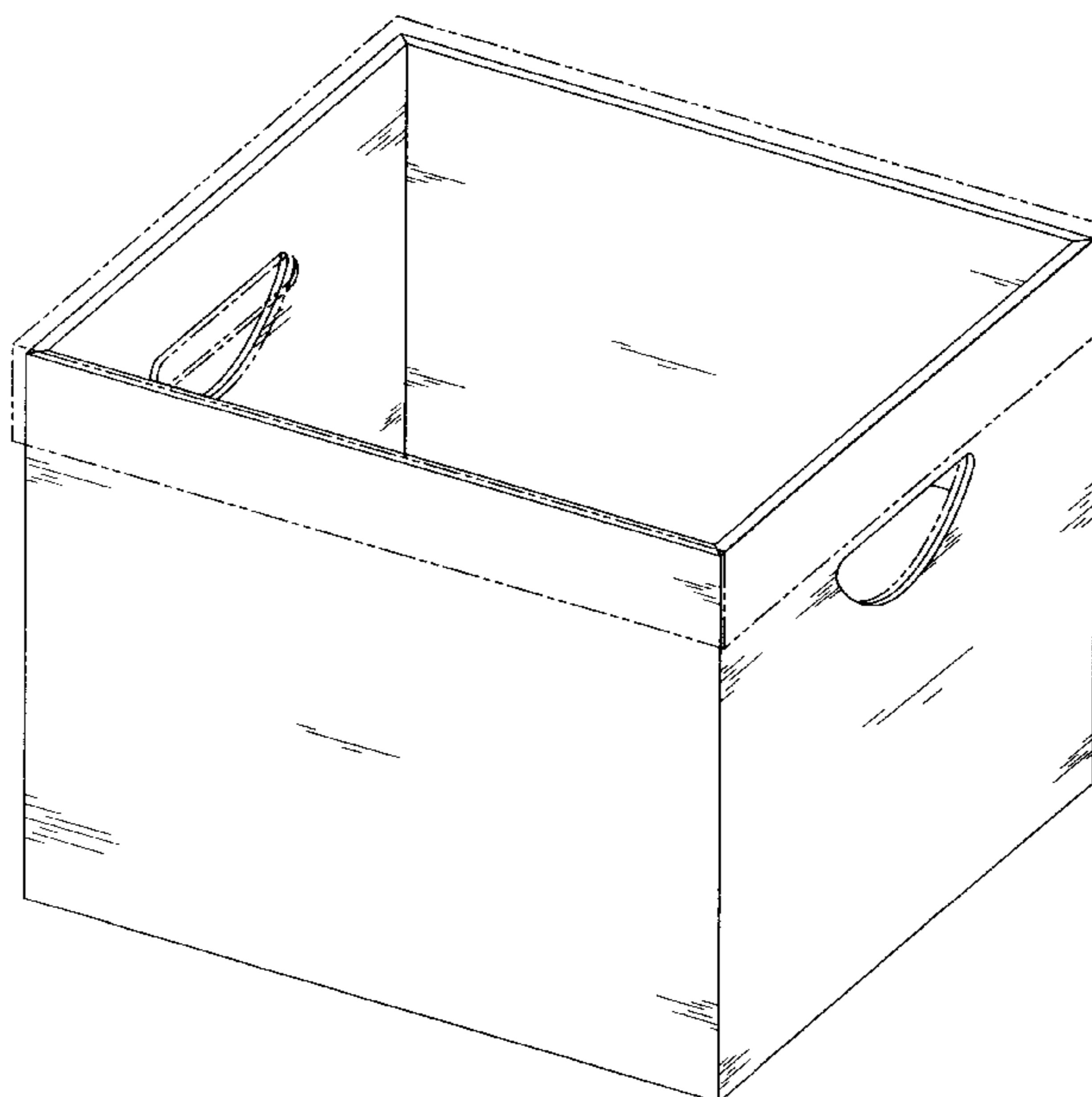
The ornamental design for a storage box, as shown and described.

DESCRIPTION

FIG. 1 is a perspective view of a first embodiment of a storage box illustrating our new design; FIG. 2 is a top view of the storage box shown in FIG. 1; FIG. 3 is a bottom view of the storage box shown in FIG. 1; FIG. 4 is a first side view of the storage box shown in FIG. 1; FIG. 5 is a second side view of the storage box shown in FIG. 1; FIG. 6 is a third side view of the storage box shown in FIG. 1; FIG. 7 is a fourth side view of the storage box shown in FIG. 1; FIG. 8 is a perspective view of a second embodiment of a storage box illustrating our new design; FIG. 9 is a top view of the storage box shown in FIG. 8; FIG. 10 is a bottom view of the storage box shown in FIG. 8; FIG. 11 is a first side view of the storage box shown in FIG. 8; FIG. 12 is a second side view of the storage box shown in FIG. 8; FIG. 13 is a third side view of the storage box shown in FIG. 8; and, FIG. 14 is a fourth side view of the storage box shown in FIG. 8.

The portions shown in phantom lines are not part of the claimed invention, but are included to show environment.

1 Claim, 8 Drawing Sheets



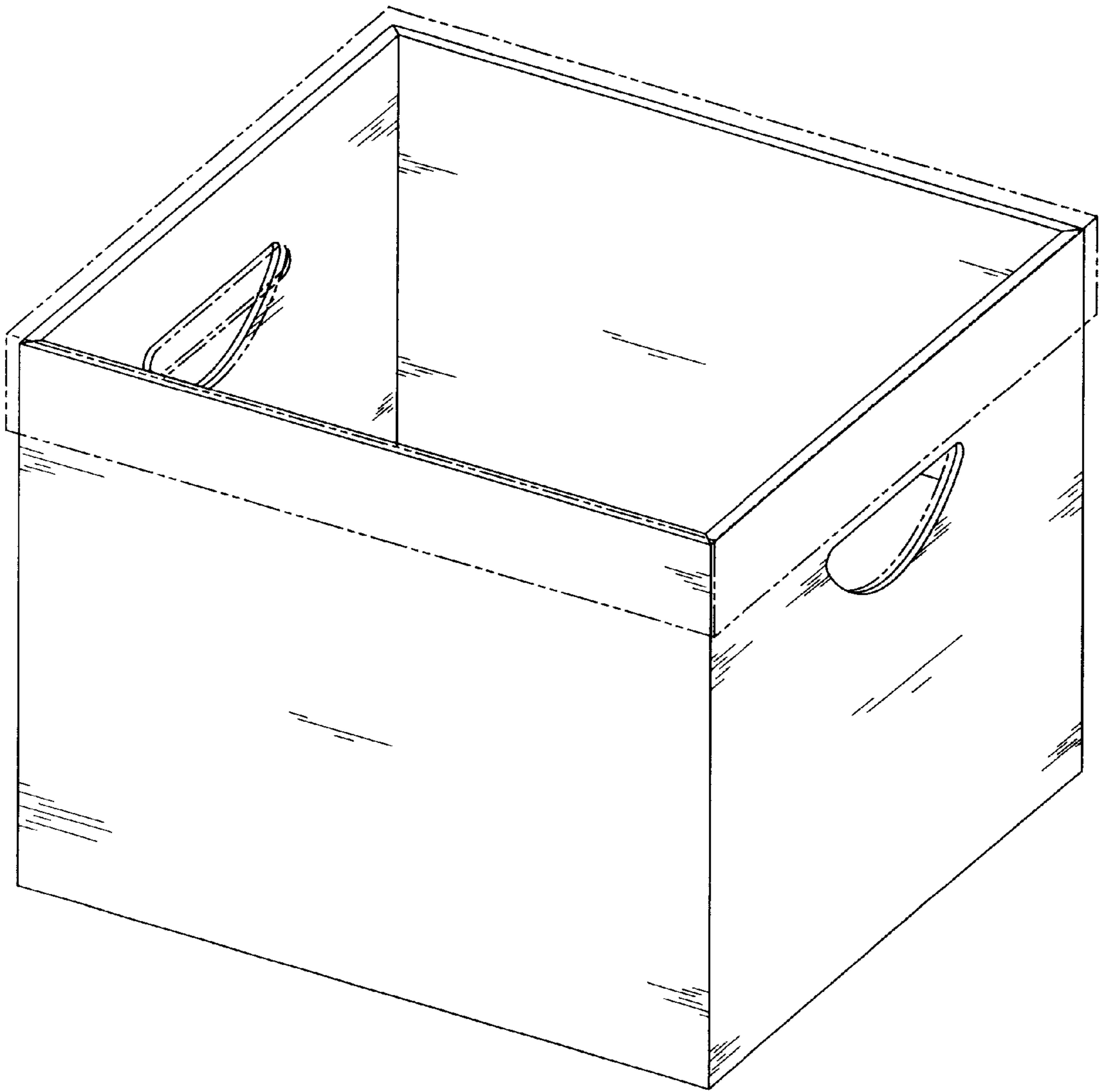


FIG. 1

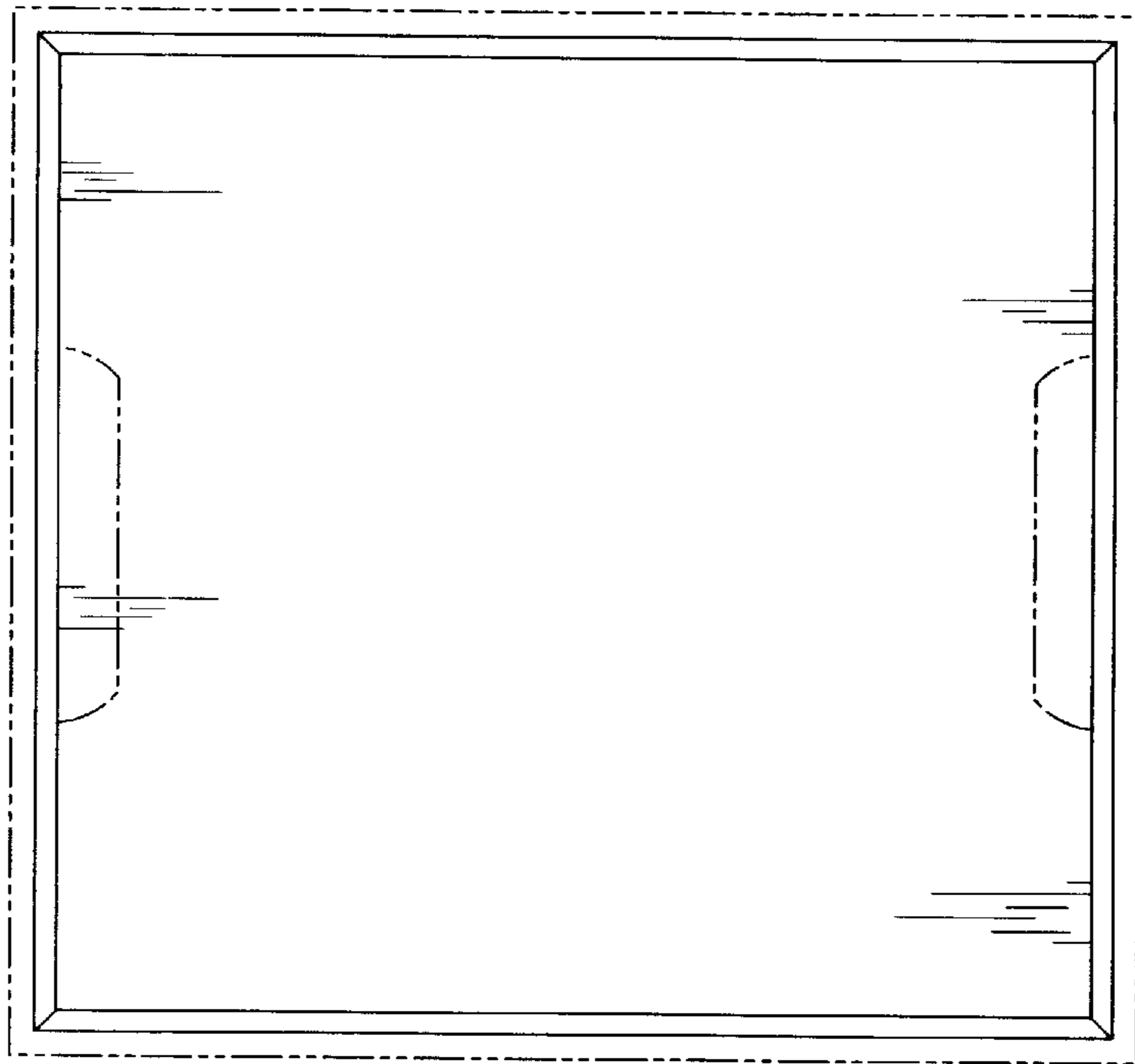


FIG. 2




FIG. 3

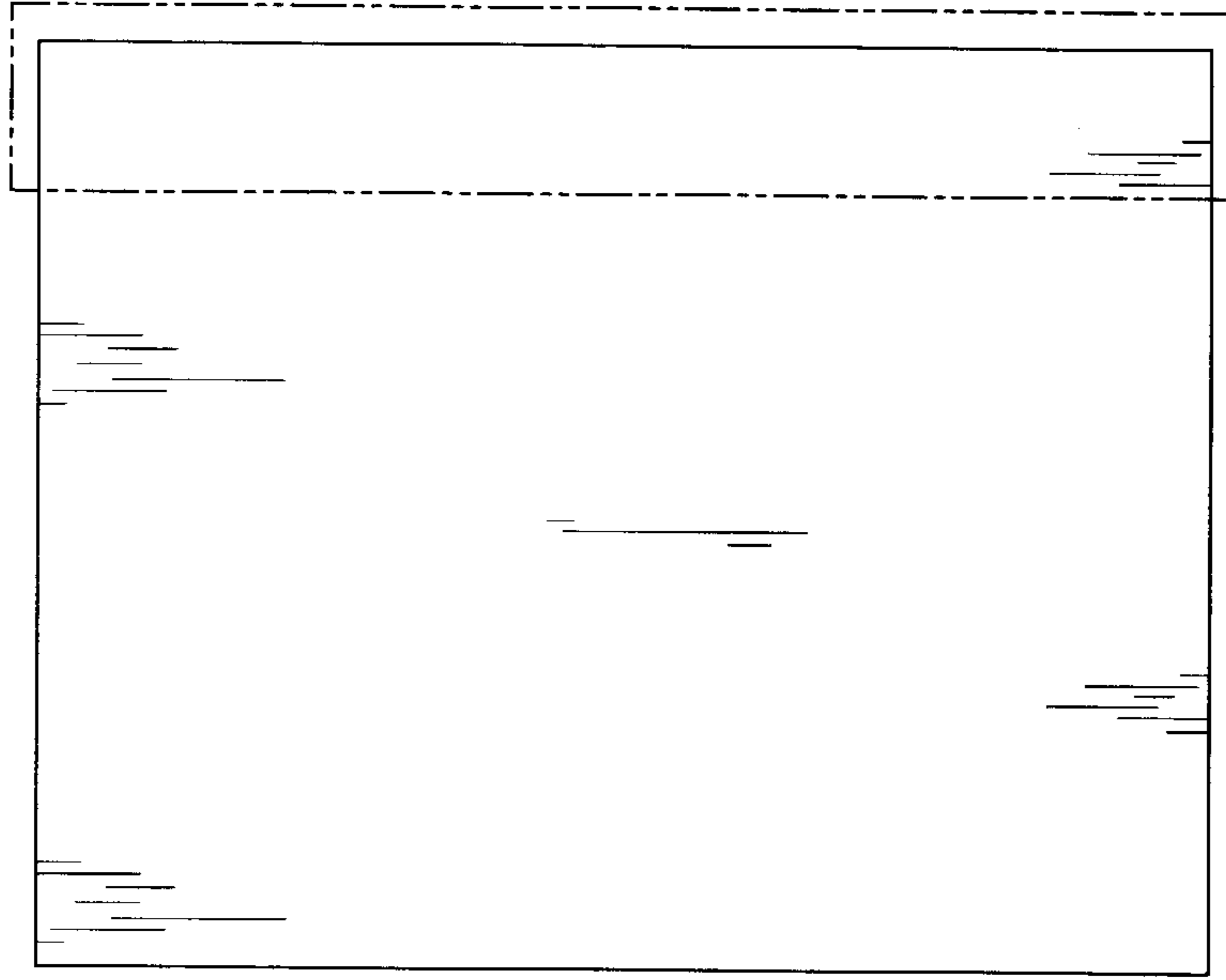


FIG. 4




FIG. 5

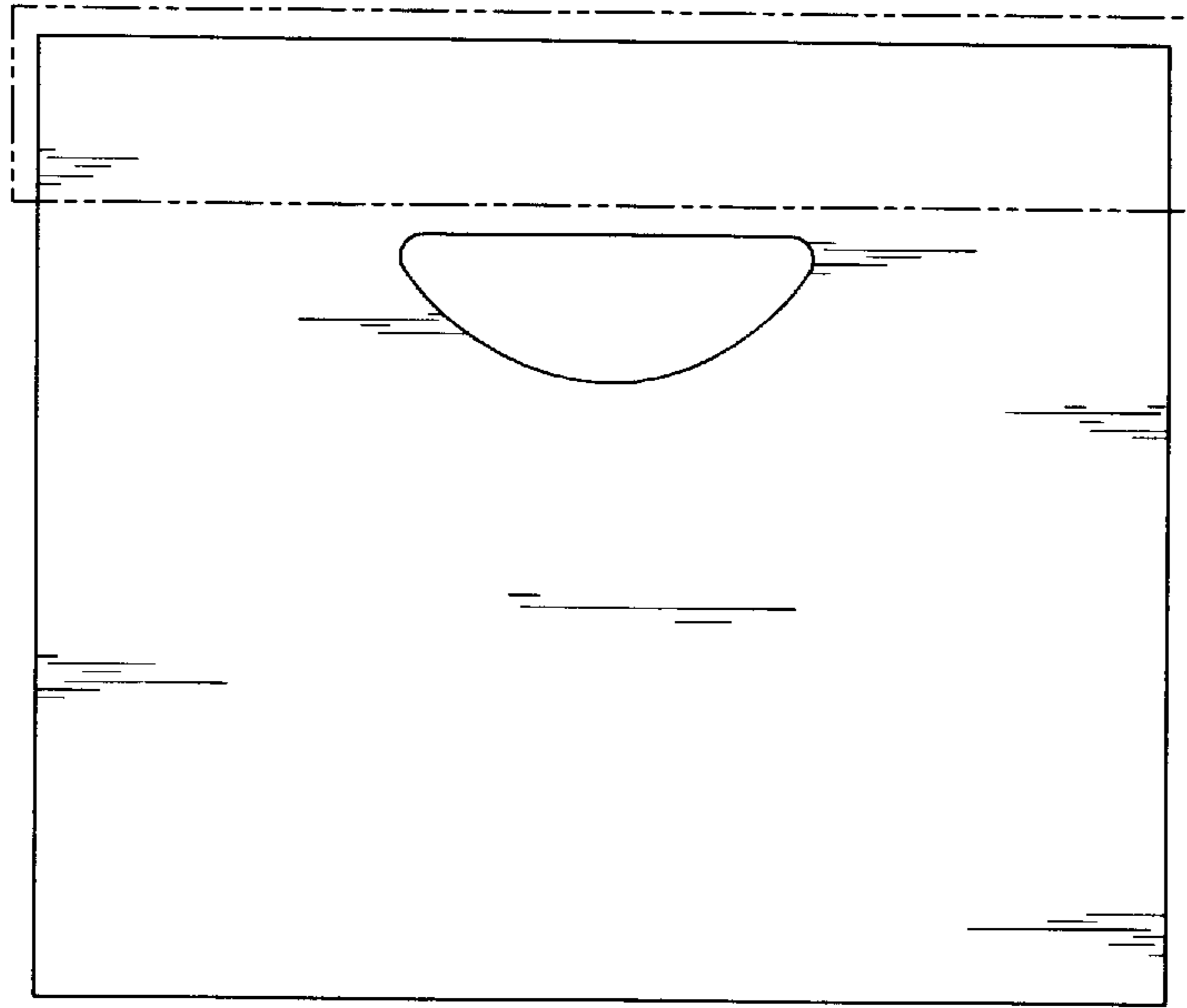


FIG. 6

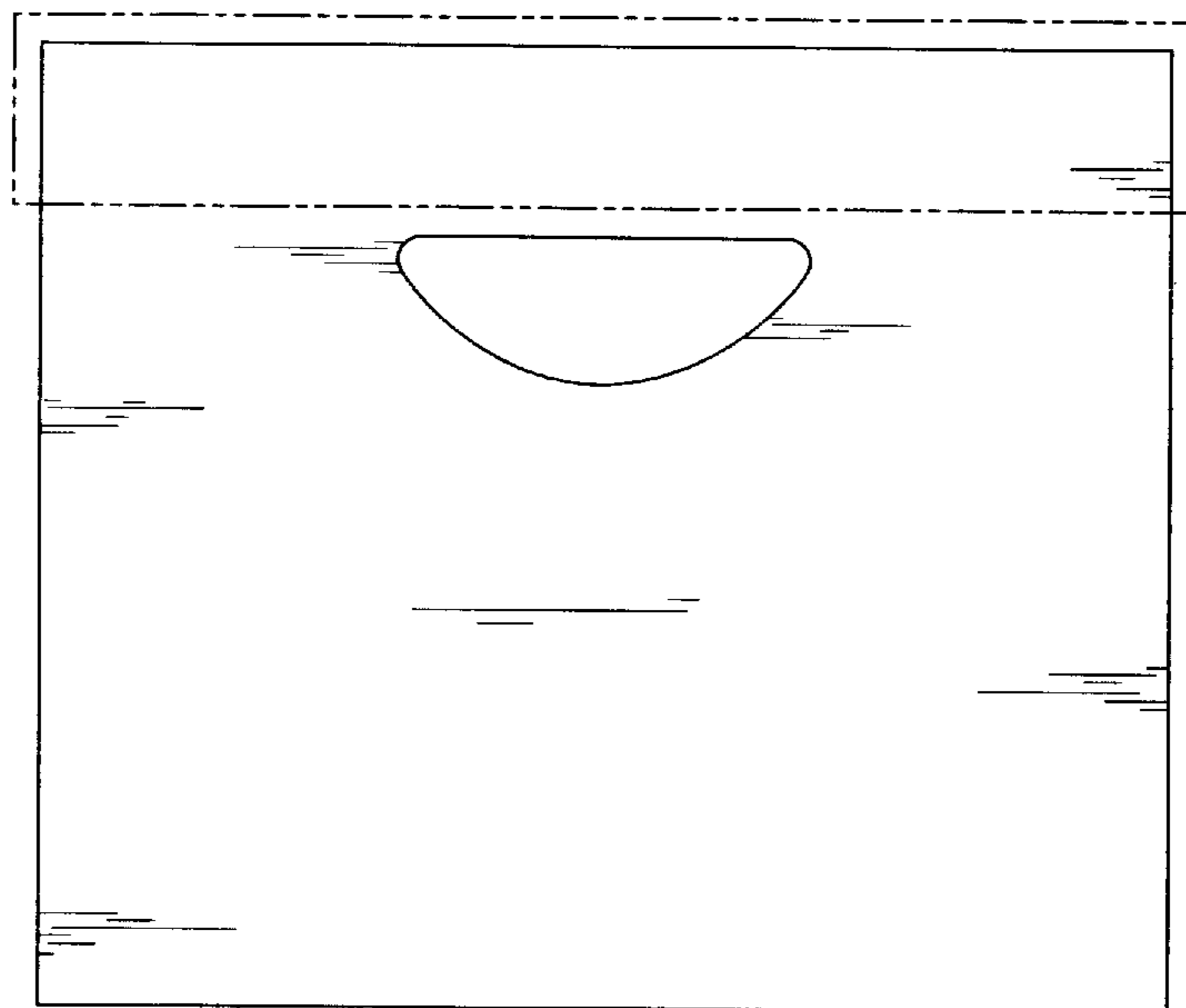


FIG. 7




FIG. 8




FIG. 9




FIG. 10




FIG. 11




FIG. 12




FIG. 13




FIG. 14