



US00D424114S

United States Patent [19]

Isaacs et al.

[11] Patent Number: Des. 424,114

[45] Date of Patent: ** May 2, 2000

[54] MOUNTABLE CLIP

[75] Inventors: **Linda Robin Fuchs Isaacs; Judah Isaacs**, both of Far Rockaway, N.Y.

[73] Assignee: **Innovative Premiums, Inc.**, Oceanside, N.Y.

[**] Term: **14 Years**

[21] Appl. No.: **29/102,301**

[22] Filed: **Mar. 22, 1999**

[51] LOC (7) Cl. **19-02**

[52] U.S. Cl. **D19/65; D8/395; D19/86; D19/90**

[58] Field of Search D6/553; D8/373, D8/395; D19/35, 36, 65, 75, 78, 86, 88, 90, 91, 99, 100; 24/67 R, 67.1-67.11, DIG. 8, DIG. 9, 504-509, 510, 545-547, 561, 563, 500, 501, 487, 489; 248/441.1, 442.2, 451, 452; 211/87.01, 89.01

[56] **References Cited**

U.S. PATENT DOCUMENTS

D. 81,660 7/1930 Negbaur D8/395 X

D. 229,033	11/1973	Cooper	D19/90
D. 266,858	11/1982	Cole	D19/90
D. 302,653	8/1989	Wolff	D8/395
D. 352,314	11/1994	Wolff	D19/65
D. 391,151	2/1998	Berman	D8/395
D. 408,452	4/1999	Coe	D19/65
1,671,725	5/1928	Jones	24/67.5
5,621,950	4/1997	White	24/67.5

Primary Examiner—Martie K. Holtje
Attorney, Agent, or Firm—Helfgott & Karas, P C.

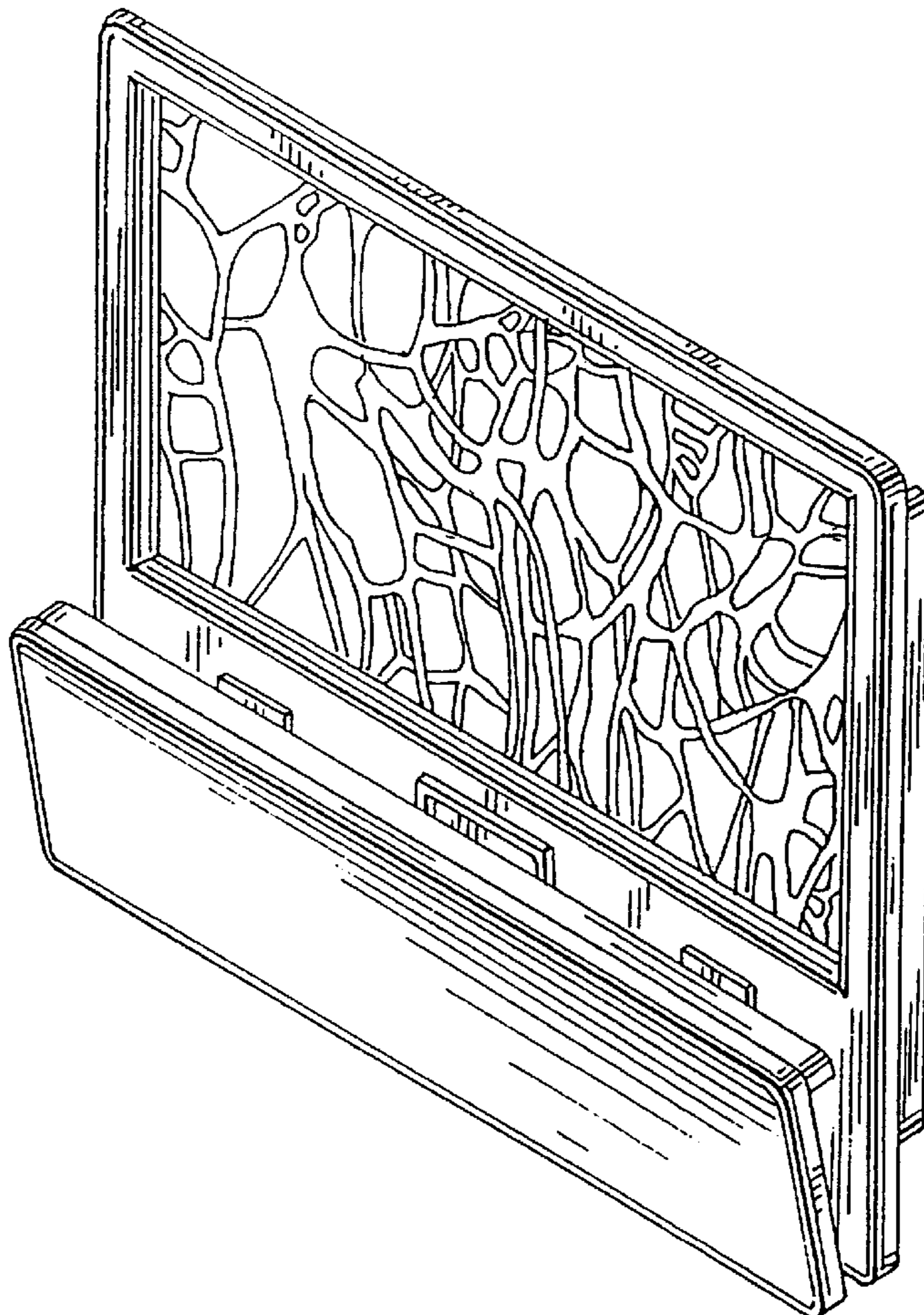
[57] **CLAIM**

The ornamental design for a mountable clip, as shown and described.

DESCRIPTION

FIG. 1 is a perspective view of a mountable clip showing the new design;
FIG. 2 is a second perspective view;
FIG. 3 is a top view;
FIG. 4 is a front view of FIG. 1;
FIG. 5 is a side view of FIG. 1 showing one side of the mountable clip, the opposite side being a mirror image;
FIG. 6 is a rear view; and,
FIG. 7 is a bottom plan view thereof.

1 Claim, 3 Drawing Sheets



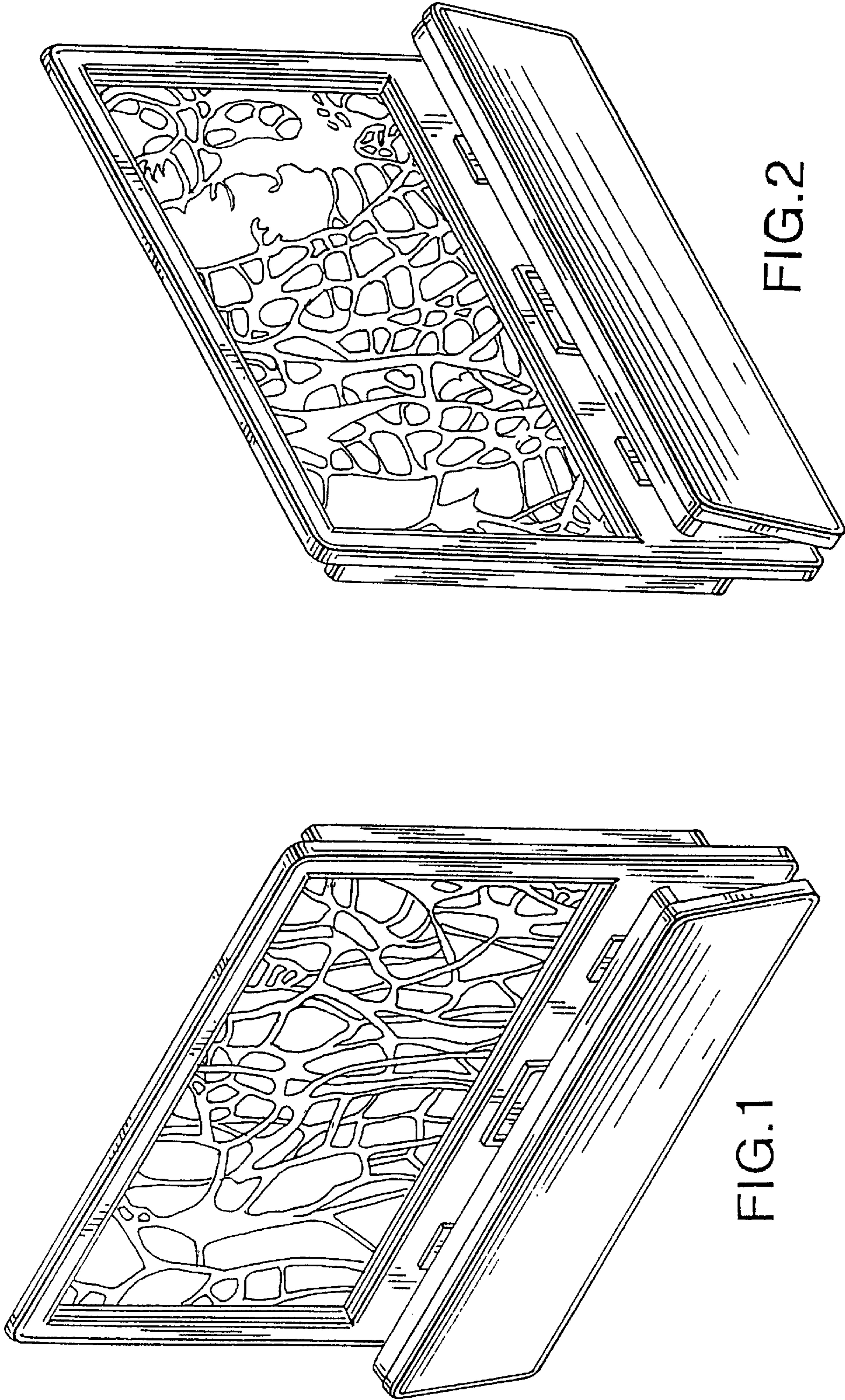


FIG.1

FIG.2




FIG.3



FIG.5




FIG.4

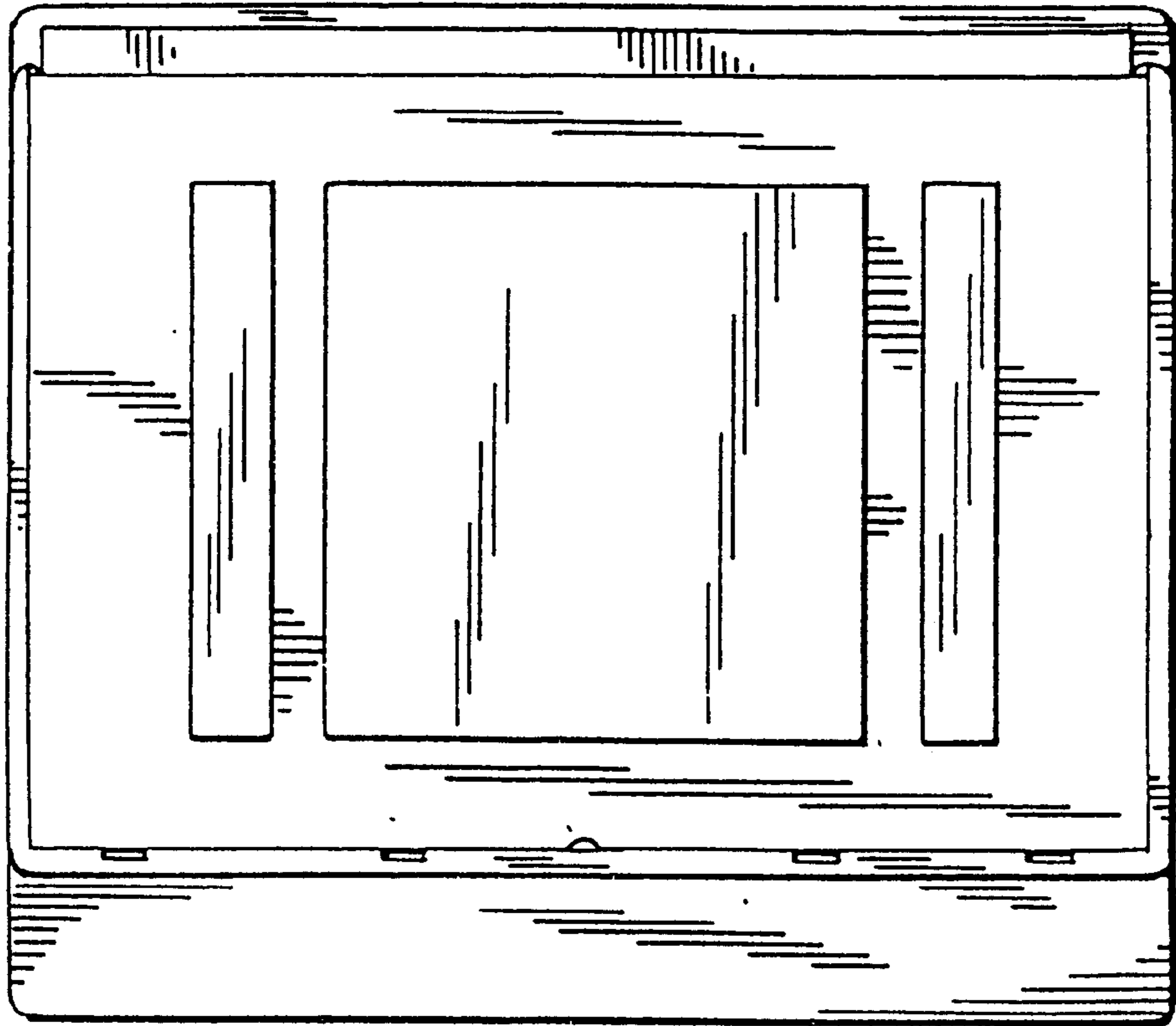


FIG. 6




FIG. 7