



US00D424112S

United States Patent [19]
Hazzard

[11] **Patent Number: Des. 424,112**
[45] **Date of Patent: ** May 2, 2000**

[54] **LOWER BARREL PORTION OF A STYLUS TIP PEN**

[75] Inventor: **Thomas B. Hazzard**, Providence, R.I.

[73] Assignee: **ttools, LLC**, Providence, R.I.

[**] Term: **14 Years**

[21] Appl. No.: **29/104,095**

[22] Filed: **Apr. 28, 1999**

Related U.S. Application Data

[63] Continuation of application No. 09/074,244, May 7, 1998, Pat. No. 5,913,629.

[51] **LOC (7) Cl.** **19-02**

[52] **U.S. Cl.** **D19/54; D19/55; D19/51**

[58] **Field of Search** D19/35, 36, 41-51, D19/53-58, 81-85, 65; 345/179; 401/6, 7, 99, 100, 109, 209, 221, 258, 52, 195, 33, 37; 178/19.01, 19.03, 19.05

[56] **References Cited**

U.S. PATENT DOCUMENTS

D. 178,033 6/1956 Young et al. D19/51
D. 198,348 6/1964 Fehling et al. D19/51

D. 280,421 9/1985 Giugiaro D19/49
D. 402,690 12/1998 Hazzard D19/51
5,564,850 10/1996 Nagaoka 401/37
5,760,347 6/1998 Notarianni et al. 178/19.01
5,913,629 6/1999 Hazzard 401/33

Primary Examiner—Martie K. Holtje
Attorney, Agent, or Firm—Barlow, Josephs & Holmes, Ltd.

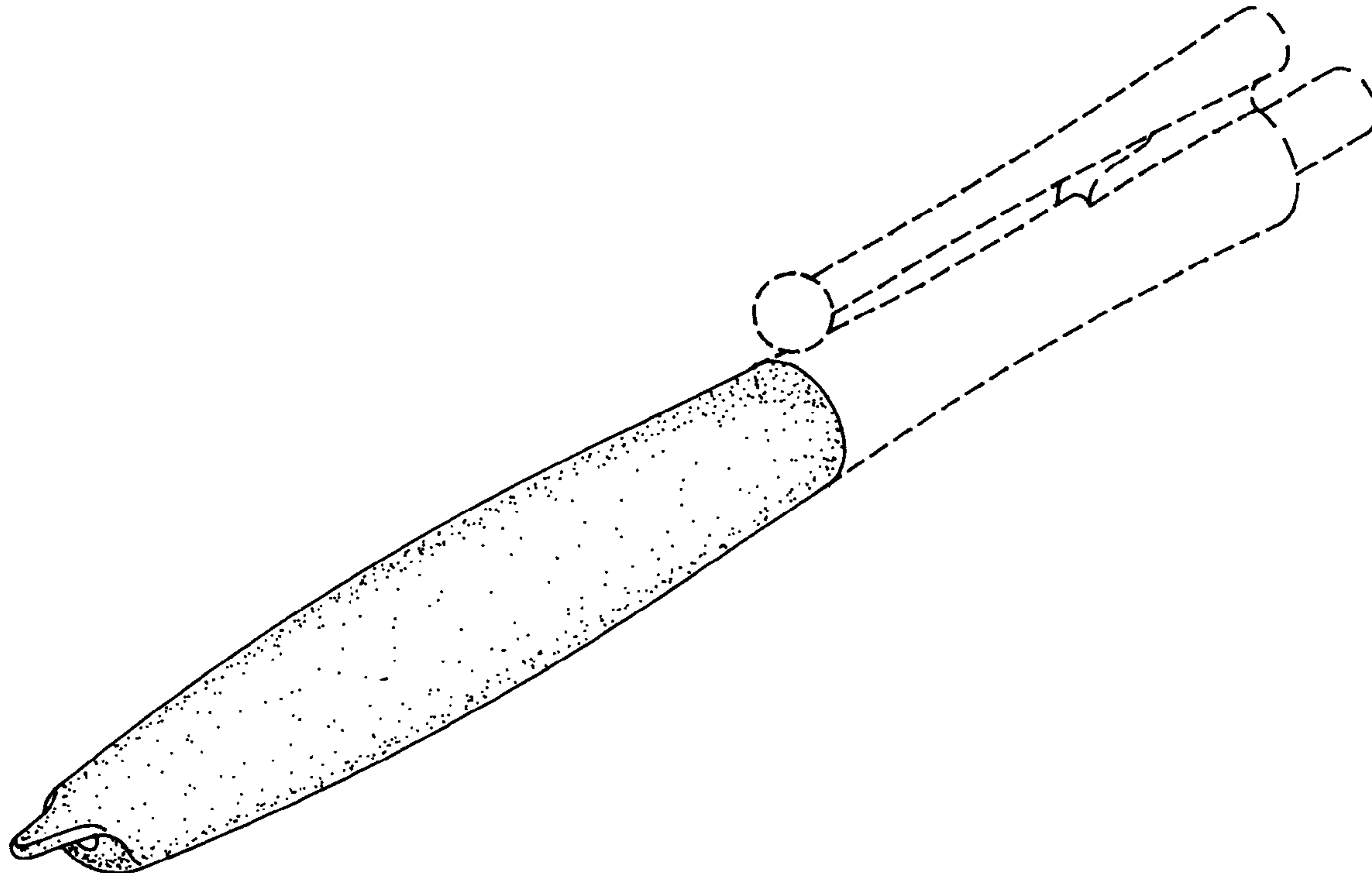
[57] **CLAIM**

The ornamental design for a lower barrel portion of a stylus tip pen, as shown and described.

DESCRIPTION

FIG. 1 is a perspective view showing my new design for the lower barrel portion of a stylus tip pen, the upper barrel portion of the pen being shown in dashed line for purposes of illustration only;
FIG. 2 is a right side view thereof;
FIG. 3 is a left side view thereof;
FIG. 4 is a front view thereof;
FIG. 5 is a rear view thereof;
FIG. 6 is a top view thereof; and,
FIG. 7 is a bottom view thereof.
The upper barrel portion of the stylus tip pen is not considered as part of the design.

1 Claim, 2 Drawing Sheets



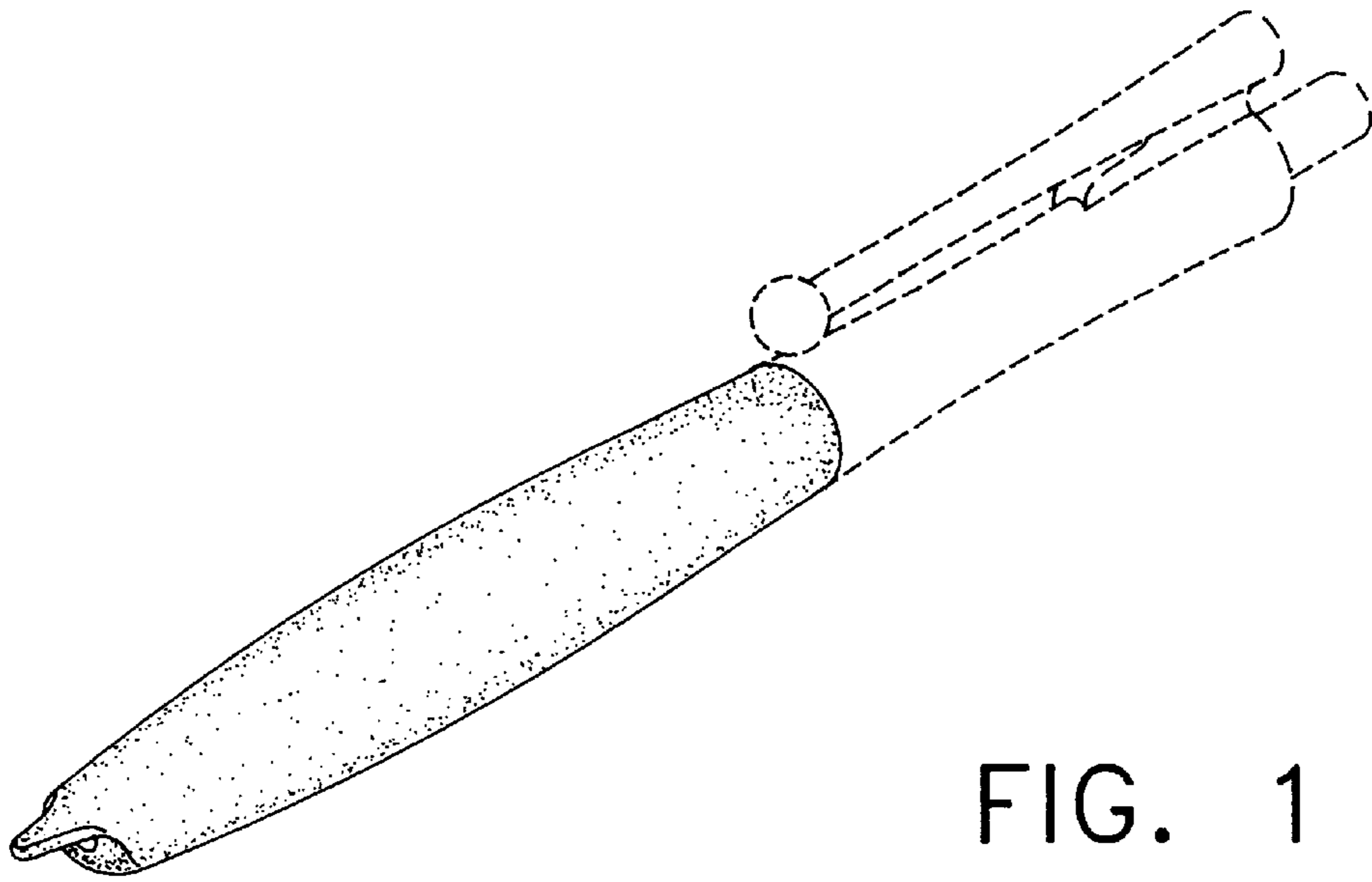


FIG. 1



FIG. 2



FIG. 3



FIG. 4

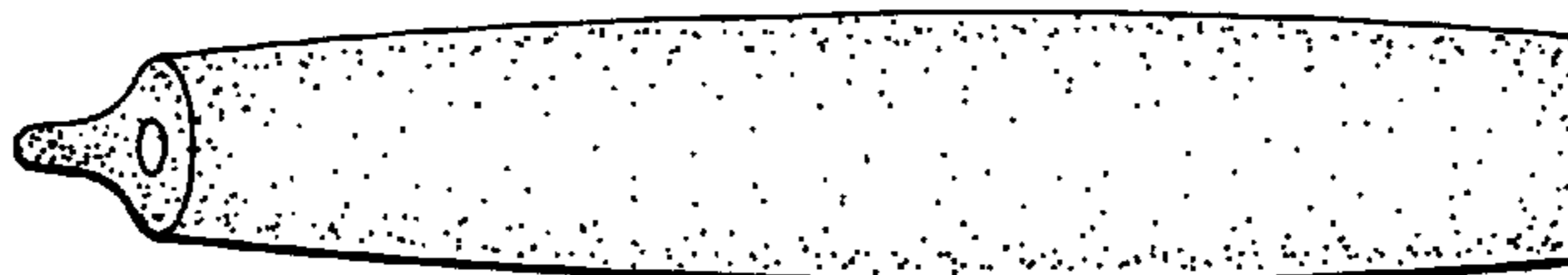


FIG. 5

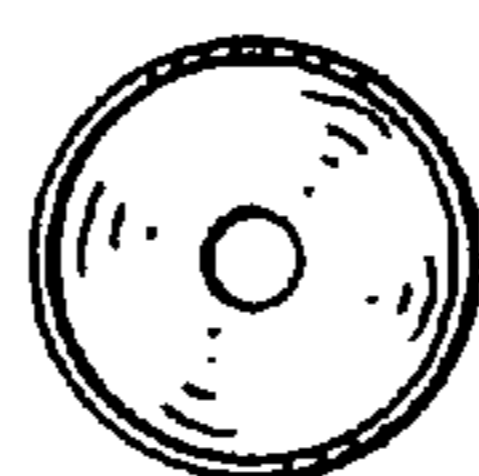


FIG. 6

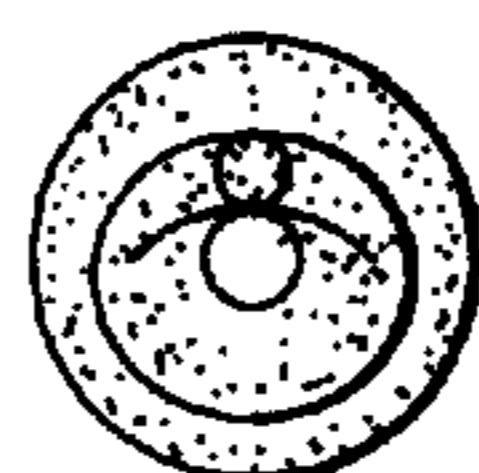


FIG. 7