



US00D424111S

# United States Patent [19] Bell

[11] **Patent Number: Des. 424,111**

[45] **Date of Patent: \*\* May 2, 2000**

[54] **ERASER**

5,526,548 6/1996 Ostrowski ..... 15/431

[76] **Inventor: Charles E. Bell**, 170 Vera Cruz Dr.,  
Apartment 316, Ponte Vedra Beach, Fla.  
32082

*Primary Examiner*—Martie K. Holtje  
*Attorney, Agent, or Firm*—Clifford A. Poff

[\*\*] **Term: 14 Years**

[57] **CLAIM**

The ornamental design for a eraser, as shown and described.

[21] **Appl. No.: 29/079,512**

**DESCRIPTION**

[22] **Filed: Nov. 18, 1997**

[51] **LOC (7) Cl. .... 19-06**

[52] **U.S. Cl. .... D19/53**

[58] **Field of Search** ..... D19/35, 36, 41-51,  
D19/53-58, 81-85, 97; 401/196, 62; 15/224.1,  
244.4, 431, 428, 1, 221, 260, 425; D4/137

FIG. 1 is a perspective view of a first embodiment of an eraser showing my new design;

FIG. 2 is a front elevational view of the eraser shown in FIG. 1;

FIG. 3 is a top plan view of the eraser shown in FIG. 1;

FIG. 4 is a bottom plan view of the eraser shown in FIG. 1;

FIG. 5 is a right side elevational view of the eraser shown in FIG. 1, of which the left side elevational view is identical;

FIG. 6 is a perspective of a second embodiment of an eraser showing my new design;

FIG. 7 is a front elevational view of the eraser shown in FIG. 6;

FIG. 8 is a top plan view of the eraser shown in FIG. 6;

FIG. 9 is a bottom plan view of the eraser shown in FIG. 6; and,

FIG. 10 is a right side elevational view of the eraser shown in FIG. 6, of which the left side elevational view is identical.

[56] **References Cited**

**U.S. PATENT DOCUMENTS**

0,060,045	11/1866	Overbaugh	401/196
D. 130,935	12/1941	Winterscheidt	D19/53
D. 222,026	9/1971	Johnson	D4/137
D. 279,297	6/1985	Rosson	D19/53
0,294,295	2/1884	Whiting	15/244.1
1,903,474	4/1933	Rechford	15/431
2,069,462	2/1937	Rouse	15/428
2,239,054	4/1941	Rock	15/244.4
3,751,746	8/1973	Elbrader	15/260 X

**1 Claim, 2 Drawing Sheets**

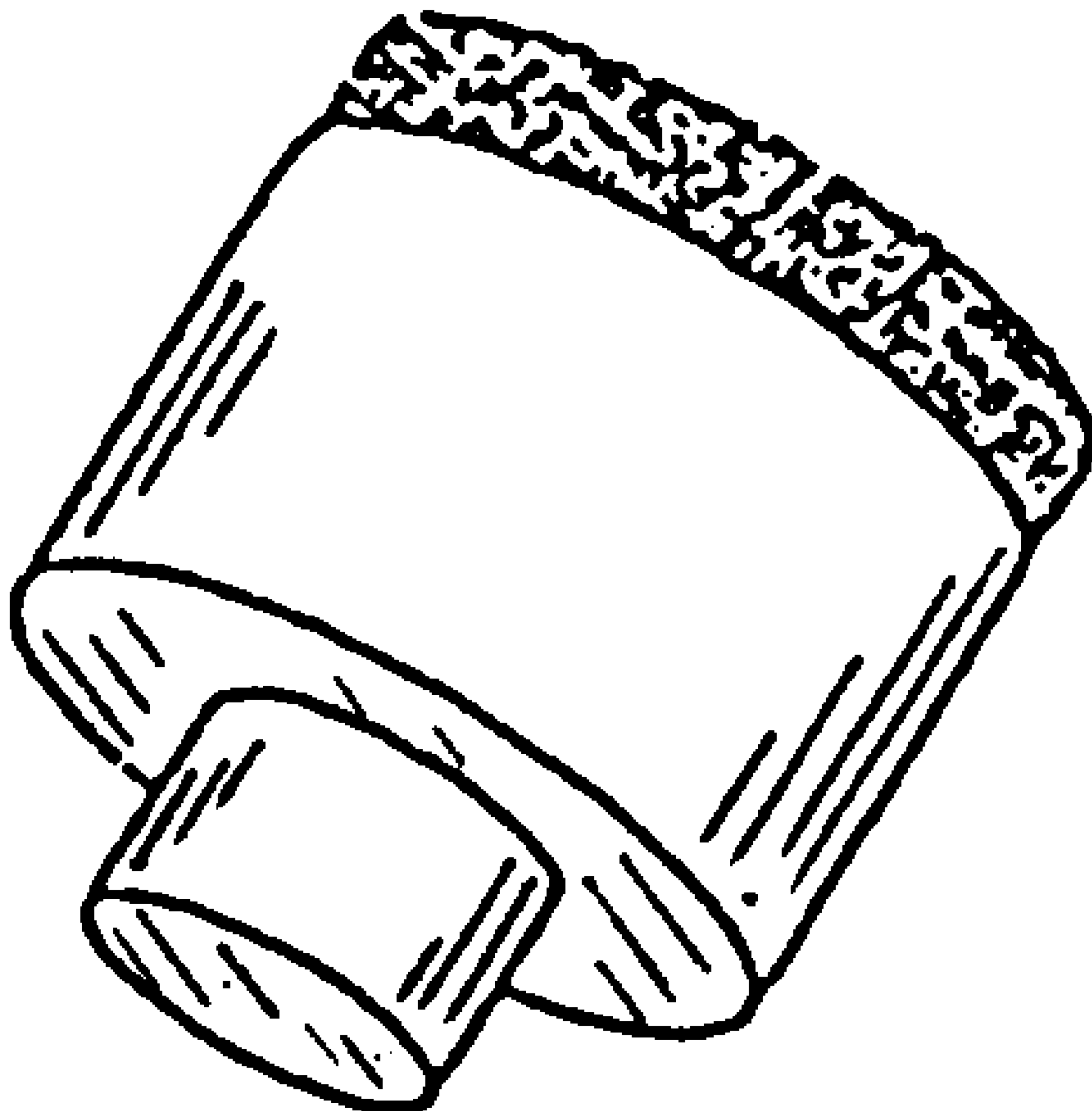




Fig. 3




Fig. 2

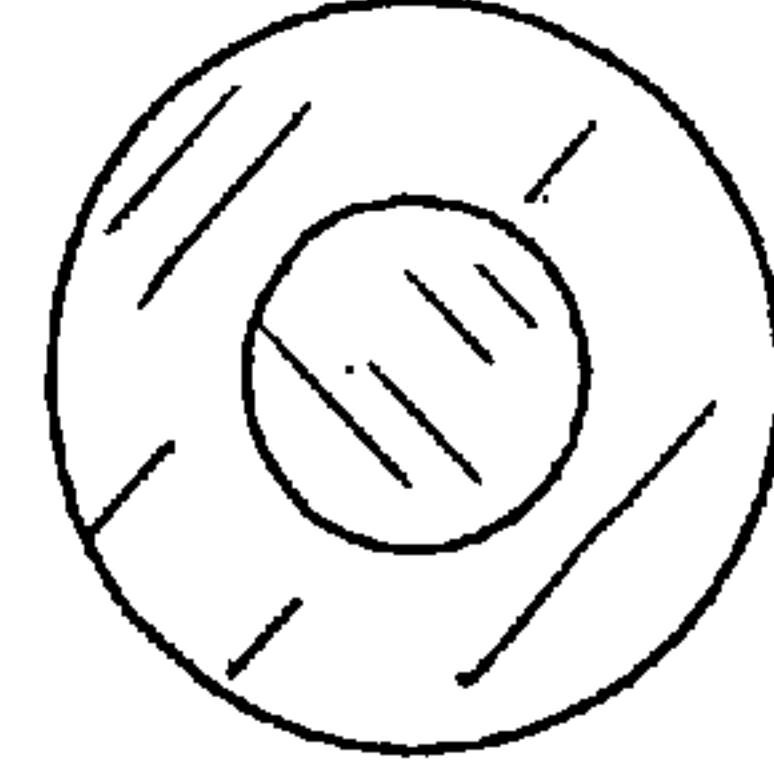


Fig. 4




Fig. 5




Fig. 1



Fig. 8




Fig. 7

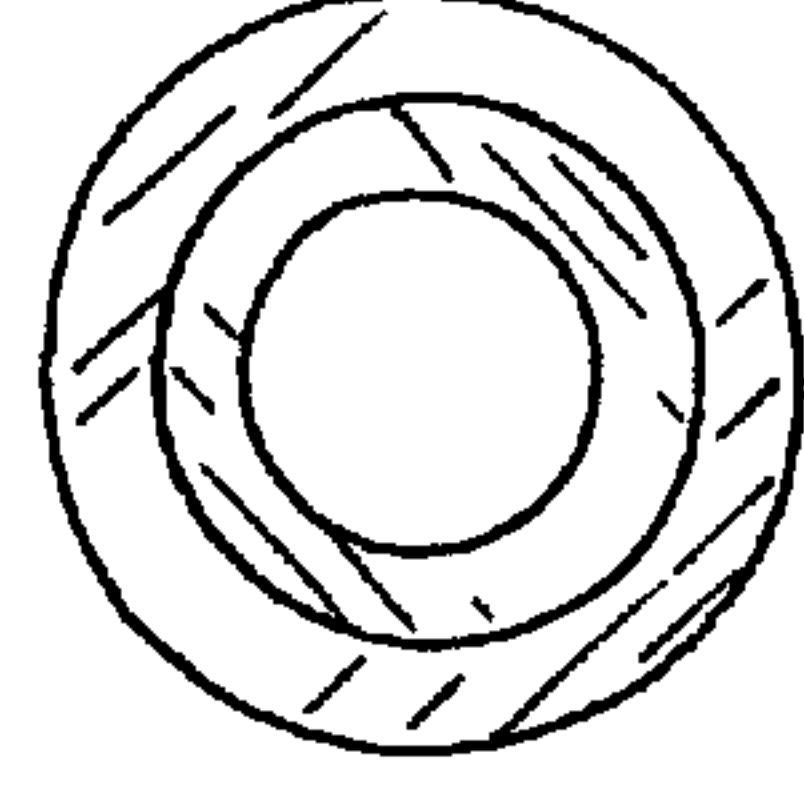


Fig. 9




Fig. 10

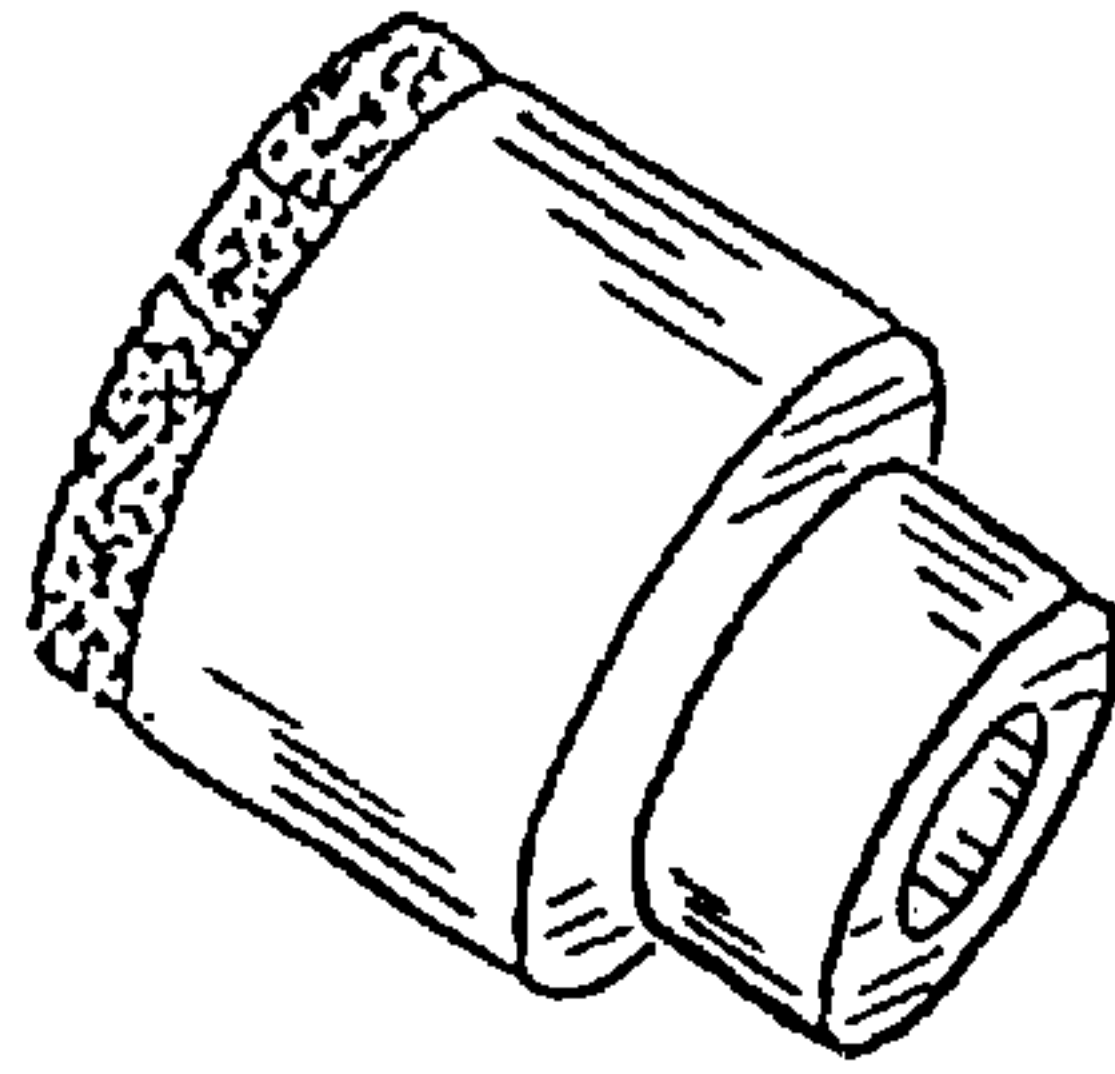


Fig. 6