



US00D424070S

# United States Patent [19] Danthois

[11] **Patent Number: Des. 424,070**

[45] **Date of Patent: \*\* May 2, 2000**

[54] **LAWNMOWER**

5,619,845 4/1997 Bruener et al. .... 56/11.9

[75] Inventor: **Jean-Claude Danthois**,  
Chavagnes-les-Redoux, France

*Primary Examiner*—Sandra L. Morris  
*Attorney, Agent, or Firm*—Michael Best & Friedrich LLP

[73] Assignee: **Ariens Company**, Brillion, Wis.

[57] **CLAIM**

[\*\*] Term: **14 Years**

The ornamental design for a lawnmower, as shown and described.

[21] Appl. No.: **29/091,213**

**DESCRIPTION**

[22] Filed: **Jul. 23, 1998**

[51] **LOC (7) Cl.** ..... **15-03**

[52] **U.S. Cl.** ..... **D15/14**

[58] **Field of Search** ..... D15/10, 14-18;  
56/6, 11.9, 16.7, 17.1, 17.4, 17.5, 202,  
255, 320.1, 320.2

FIG. 1 is a perspective view of a lawnmower showing our new design;

FIG. 2 is a top plan view thereof;

FIG. 3 is a rear elevational view thereof;

FIG. 4 is a right side elevational view thereof, the left side view being a mirror image of that shown; and,

FIG. 5 is a front elevational view thereof.


The bottom of the lawnmower is not visible in its normal or intended use. Therefore, the bottom view is not a matter of ornamental concern, and has been omitted from the drawings.


[56] **References Cited**

**U.S. PATENT DOCUMENTS**

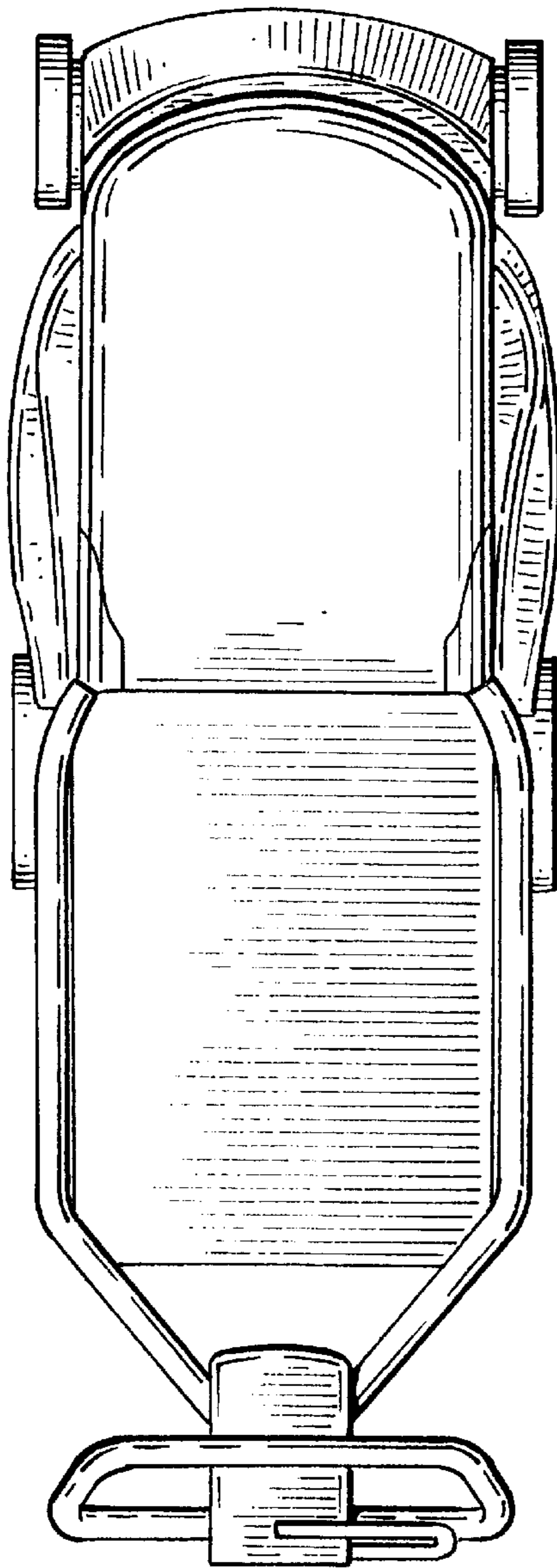
- D. 347,640 6/1994 Chunn et al. .... D15/14
- D. 361,771 8/1995 Ledingham ..... D15/14
- D. 390,576 2/1998 Shimamura ..... D15/14

**1 Claim, 3 Drawing Sheets**

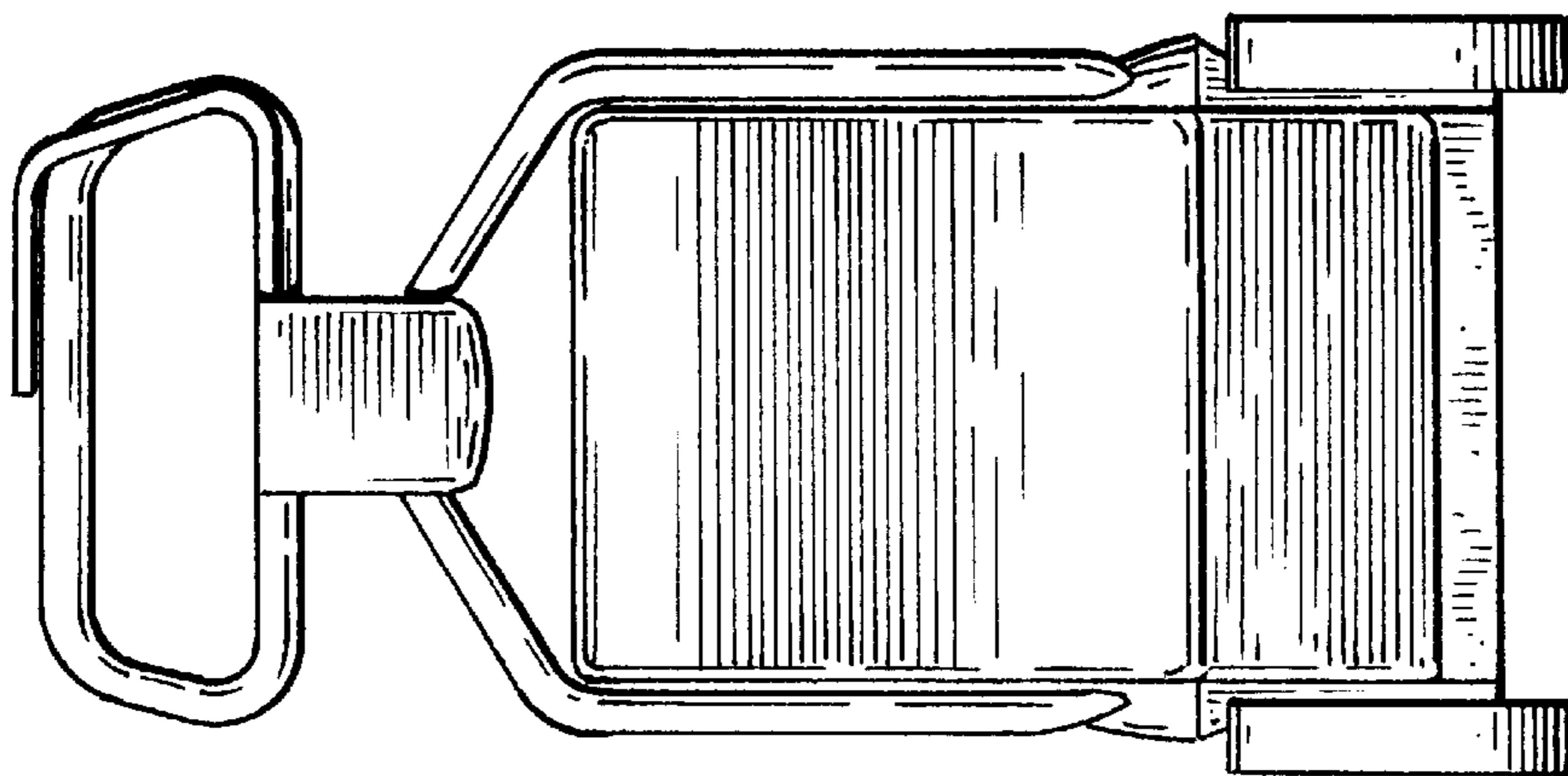




*Fig. 1*



*Fig. 2*



*Fig. 3*

