



US00D424043S

# United States Patent [19] Shiroki

[11] Patent Number: Des. 424,043

[45] Date of Patent: \*\* \*May 2, 2000

[54] RING FOR PROBE CARD

[75] Inventor: Hiroyuki Shiroki, Nishinomiya, Japan

[73] Assignee: Nihon Denshizairyo Kabushiki Kaisha, Amagasaki, Japan

[\*] Notice: This patent is subject to a terminal disclaimer.

[\*\*] Term: 14 Years

[21] Appl. No.: 29/094,907

[22] Filed: Oct. 13, 1998

[30] Foreign Application Priority Data

Apr. 13, 1998 [JP] Japan ..... 10-10742

[51] LOC (7) Cl. .... 14-02

[52] U.S. Cl. .... D14/117

[58] Field of Search ..... D14/114, 117;  
D19/9-10; 40/124.01; 283/75-77, 48.1,  
83, 107, 901; 235/382.5, 375, 487-94,  
441-3; 361/736-7, 752; D13/182; 174/52.1

[56] References Cited

### U.S. PATENT DOCUMENTS

D. 305,887 2/1990 Nishimura ..... D14/117  
D. 328,599 8/1992 Gloton ..... D14/117

D. 331,922 12/1992 Gloton ..... D14/117  
D. 335,663 5/1993 Gloton ..... D14/117  
D. 344,502 2/1994 Gloton ..... D14/117  
D. 353,136 12/1994 Gloton ..... D14/117  
D. 365,092 12/1995 Mundigl et al. .... D14/117  
D. 374,870 10/1996 Gaumet ..... D14/117  
D. 388,066 12/1997 Ishihara ..... D14/114  
D. 393,458 4/1998 Merlin et al. .... D14/117  
D. 405,078 2/1999 Roses ..... D14/117

Primary Examiner—M. H. Tung  
Attorney, Agent, or Firm—Armstrong, Westerman, Hattori,  
McLeland & Naughton

### [57] CLAIM

The ornamental design for a ring for a probe card, as shown and described.

### DESCRIPTION

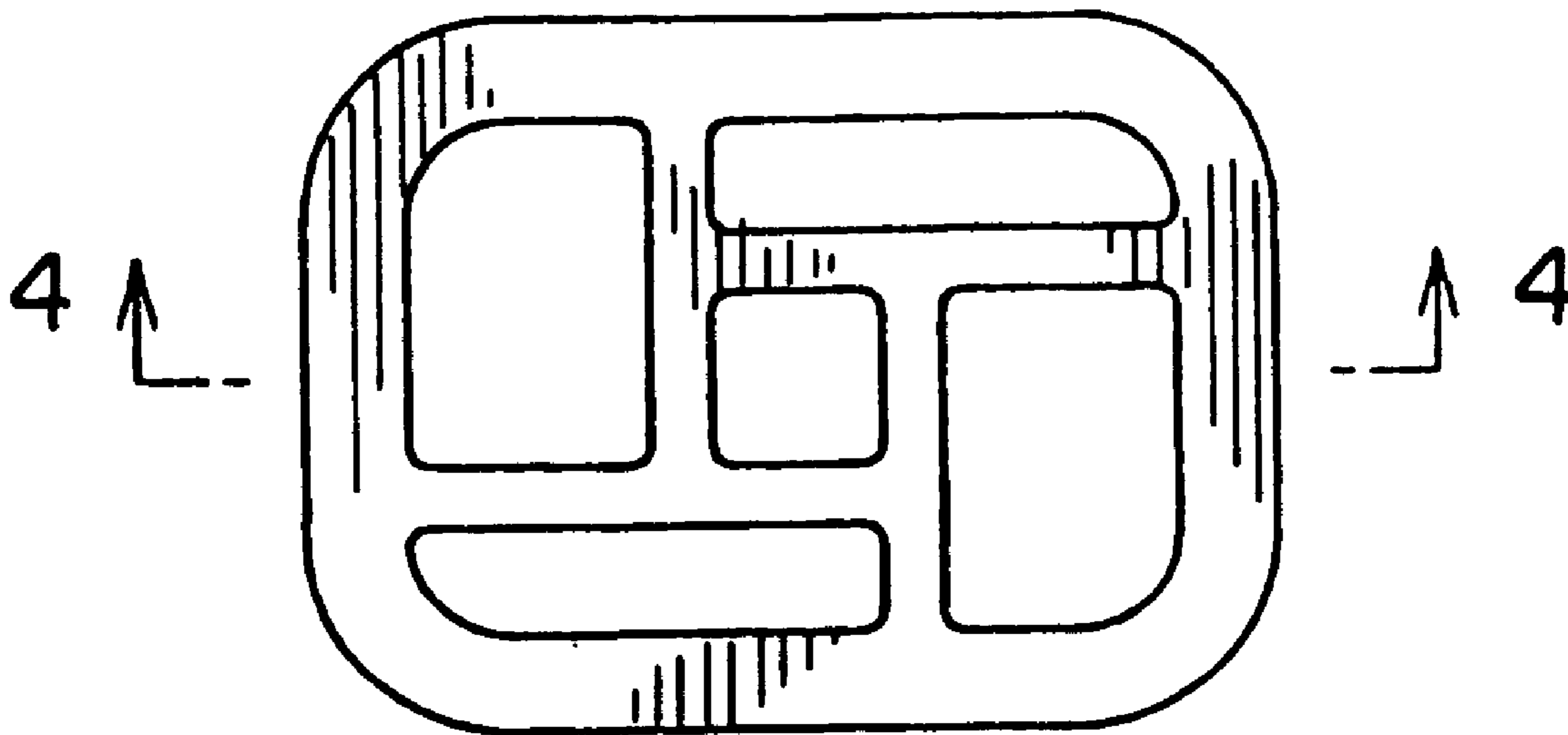
FIG. 1 is a top plan view of the ring for probe card showing our new design, the bottom view being a mirror image thereof;

FIG. 2 is a left side elevational view the right side elevational view being a mirror image thereof;

FIG. 3 is a front elevational view, the rear elevational view being a mirror image thereof; and,

FIG. 4 is a cross-sectional view, taken on line 4—4 of FIG. 1.

1 Claim, 1 Drawing Sheet



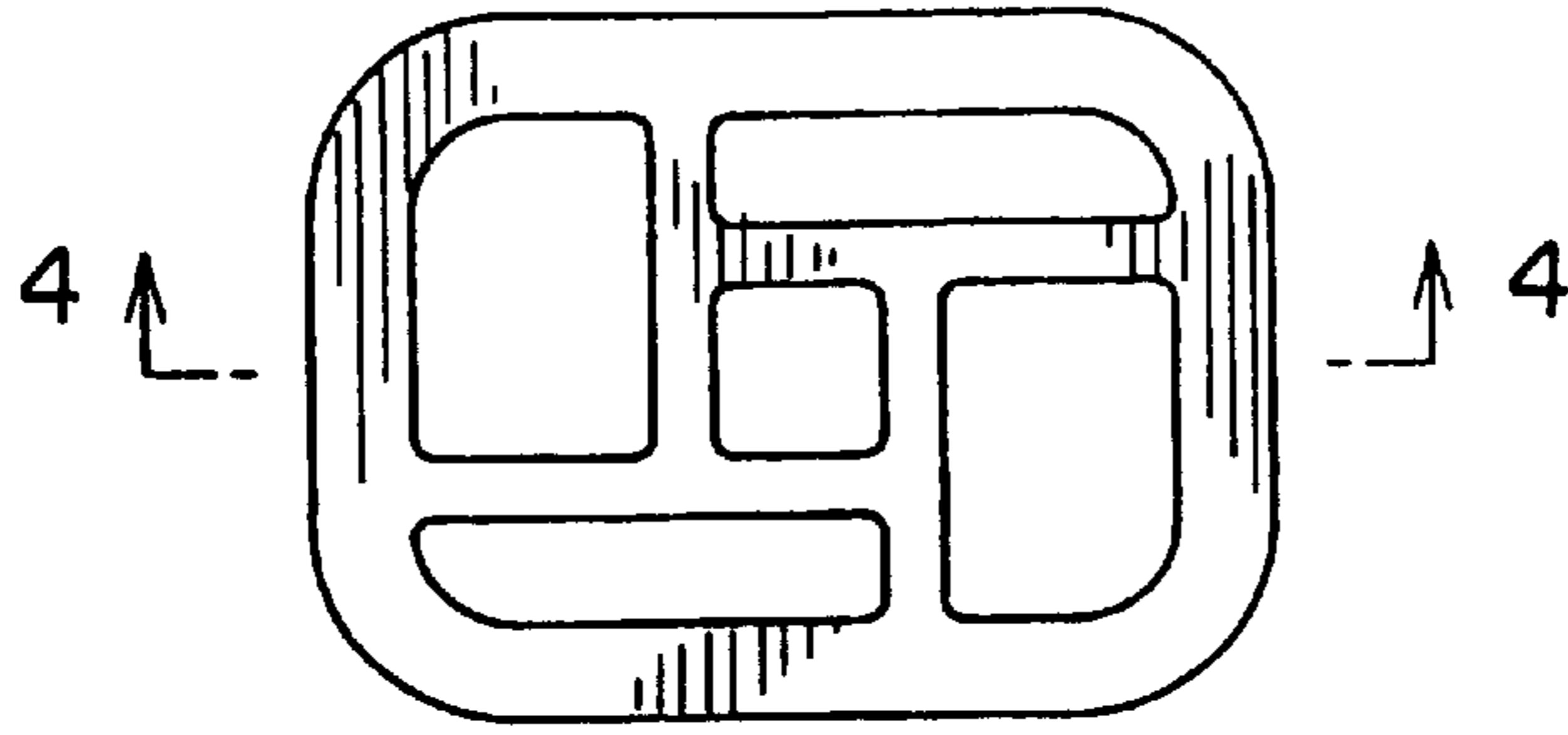


FIG. 1



FIG. 2




FIG. 3

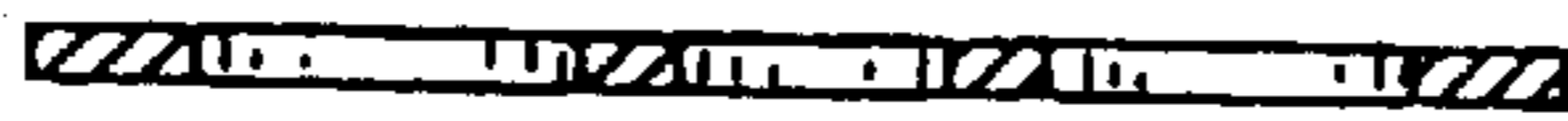


FIG. 4