



US00D424012S

United States Patent [19]
Gaytan

[11] **Patent Number: Des. 424,012**

[45] **Date of Patent: ** May 2, 2000**

[54] **CAB SHELL FOR PICKUP TRUCK**

*Attorney, Agent, or Firm—*Bracewell & Patterson, L.L.P.

[76] Inventor: **Juan Javier Gaytan**, Santa Rosalia 211
Col. Valle de las Brisas C.P. 64790,
Monterrey, N.L., Mexico

[57] **CLAIM**

The ornamental design for cab shell for pickup truck, as shown and described.

[**] Term: **14 Years**

DESCRIPTION

[21] Appl. No.: **29/087,946**

FIG. 1 is an isometric view showing the ornamental design for a cab shell for pickup truck according to the present invention, with windows;

[22] Filed: **May 12, 1998**

[51] **LOC (7) Cl.** **12-16**

FIG. 2 is a left side elevation view of the cab shell for pickup truck of FIG. 1.

[52] **U.S. Cl.** **D12/404**

[58] **Field of Search** D12/400, 401,
D12/403-405; 296/185-186, 99.1, 103,
156, 163, 210

The right side elevation view of the cab shell for pickup truck of FIG. 1 is identical/symmetrical to that of FIG. 2; FIG. 3 is a perspective view of the cab shell for pickup truck of FIG. 1;

[56] **References Cited**

U.S. PATENT DOCUMENTS

D. 212,469	10/1968	Kroll	D12/404
D. 235,327	6/1975	Morris	D12/404
D. 250,012	10/1978	Windecker et al.	D12/401
D. 272,333	1/1984	Potterbaum et al.	D12/401
D. 272,334	1/1984	Potterbaum et al.	D12/401
D. 325,188	4/1992	Abele	D12/401
D. 325,366	4/1992	Mansberger	D12/401
D. 328,049	7/1992	Sturtevant	D12/401
D. 328,062	7/1992	Burgess	D12/401
D. 350,108	8/1994	Blanchard	D12/401
D. 383,432	9/1997	Starr et al.	D12/404
D. 387,029	12/1997	Heinemann	D12/404
D. 399,817	10/1998	Lund et al.	D12/404
D. 403,652	1/1999	Starr et al.	D12/404
4,496,184	1/1985	Byrd et al.	296/99.1 X

FIG. 4 is a left side elevation view of the cab shell for pickup truck of FIGS. 1 and 2, without windows;

The right side elevation view of the cab shell for pickup truck of FIG. 4 is identical/symmetrical to that of FIG. 4;

FIG. 5 is an isometric view of the cab shell for pickup truck of FIG. 4;

FIG. 6 is a rear elevation view of the cab shell for pickup truck of FIG. 1; and,

FIG. 7 is a top plan view of the cab shell for pickup truck of FIG. 1.

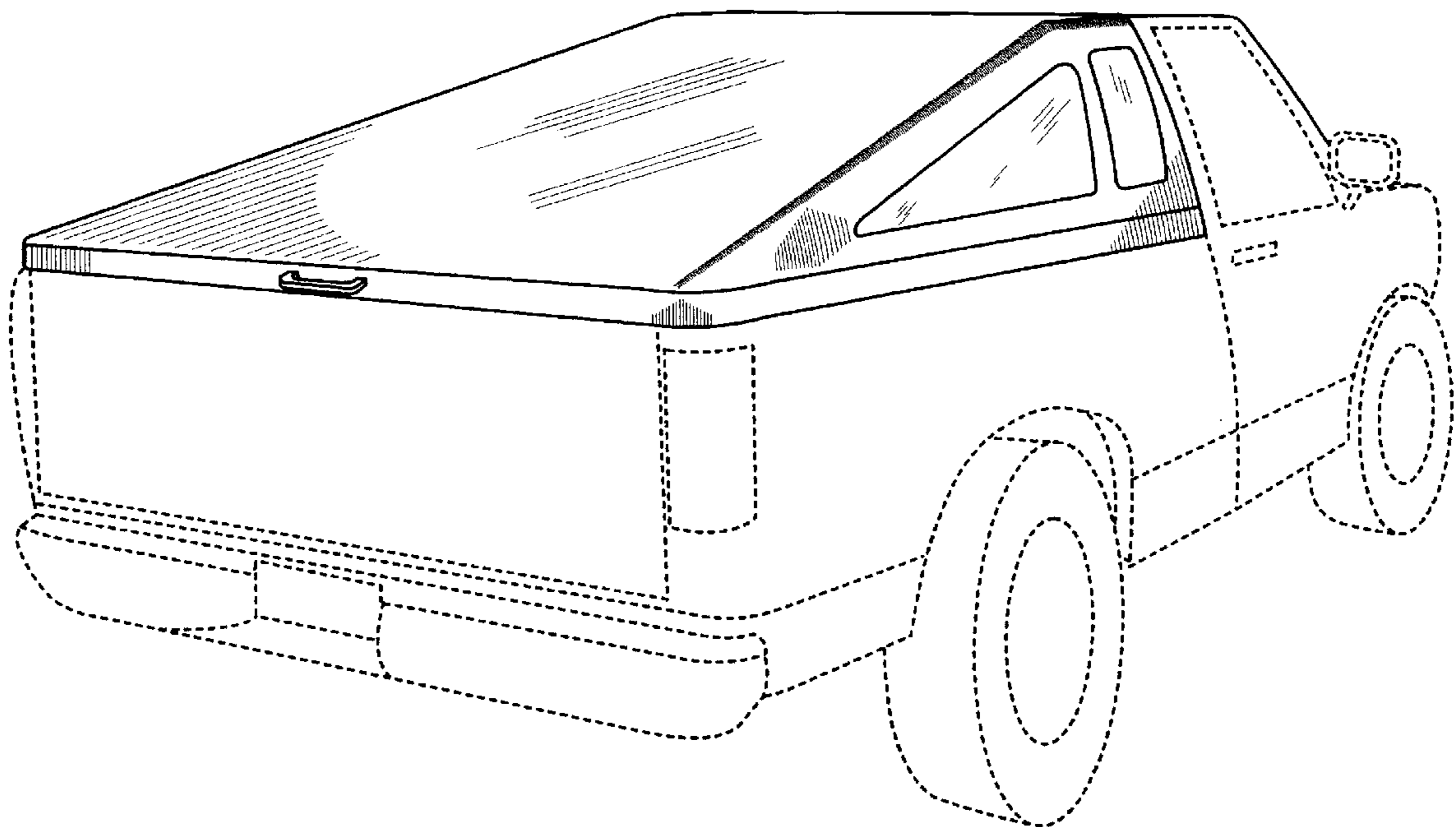
The front elevation view of the cab shell for pickup truck of FIG. 1 is plain and unornamented.

The bottom view of the cab shell for pickup truck of FIG. 1 is plain and unornamented.

The broken line showing of environment is for illustrative purposes only and forms no part of the claimed design.

*Primary Examiner—*Doris V. Coles
*Assistant Examiner—*Stacia Cadmus

1 Claim, 4 Drawing Sheets



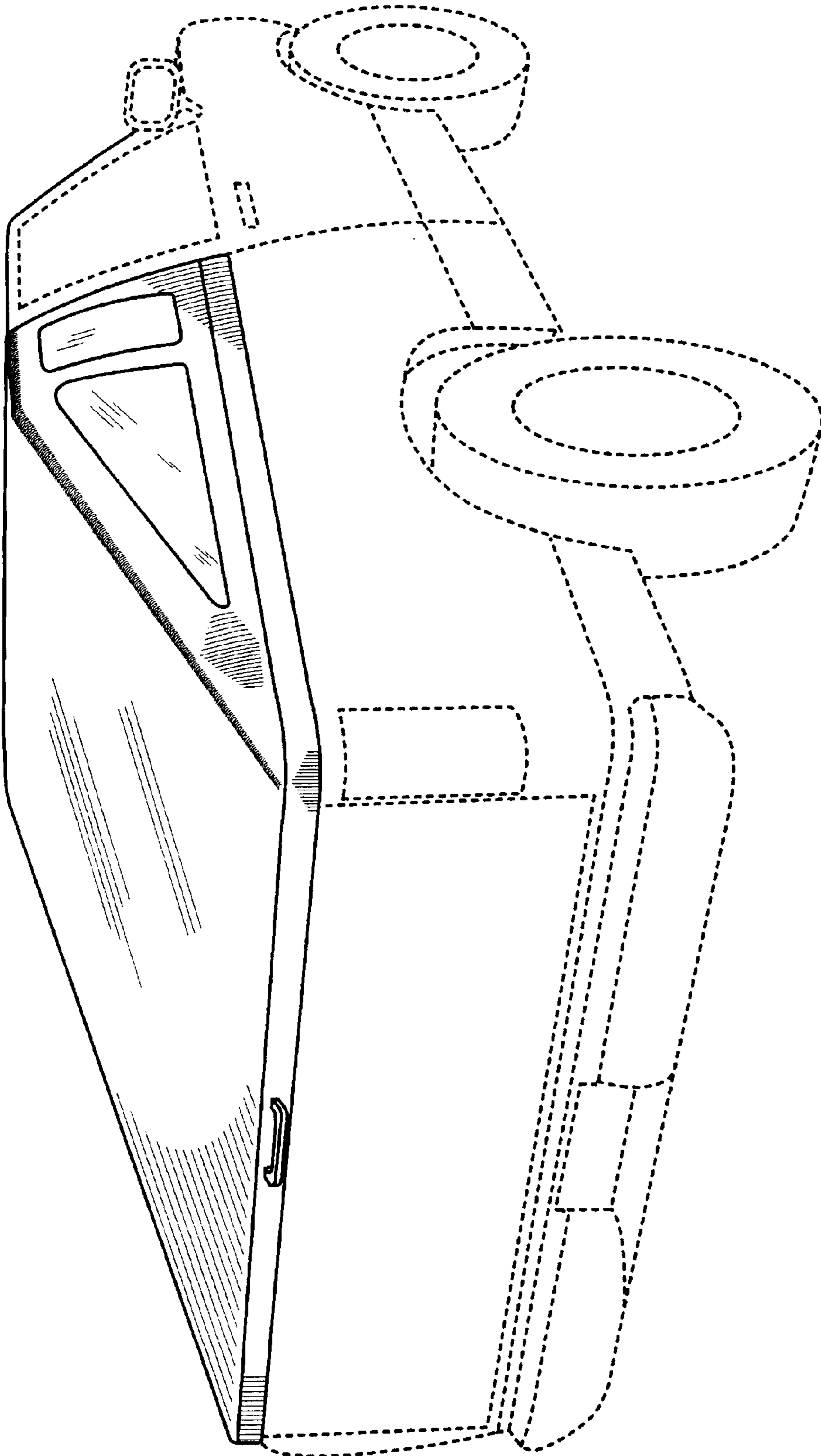


FIG. 1

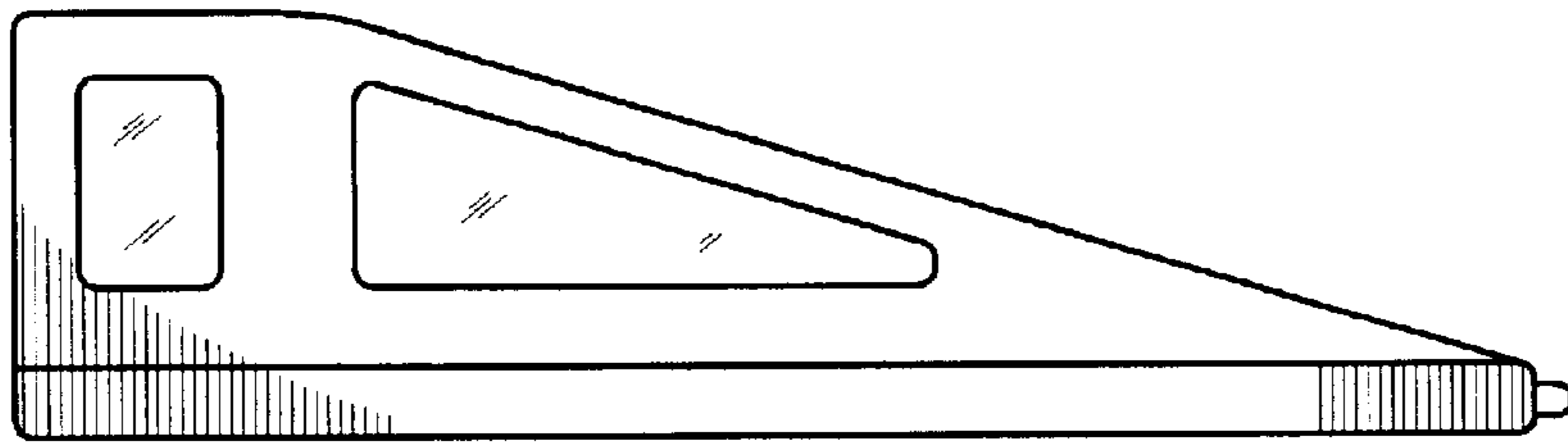


FIG. 2

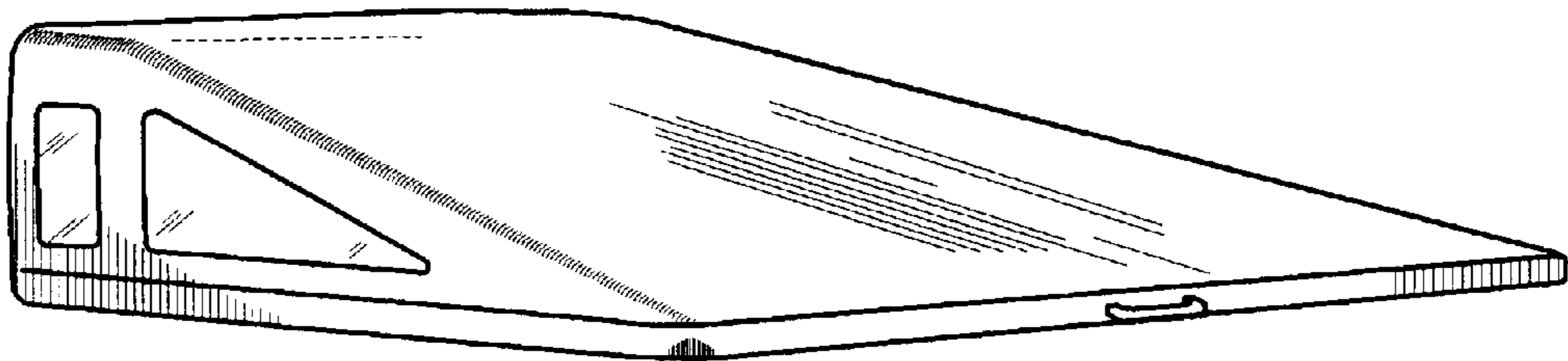


FIG. 3

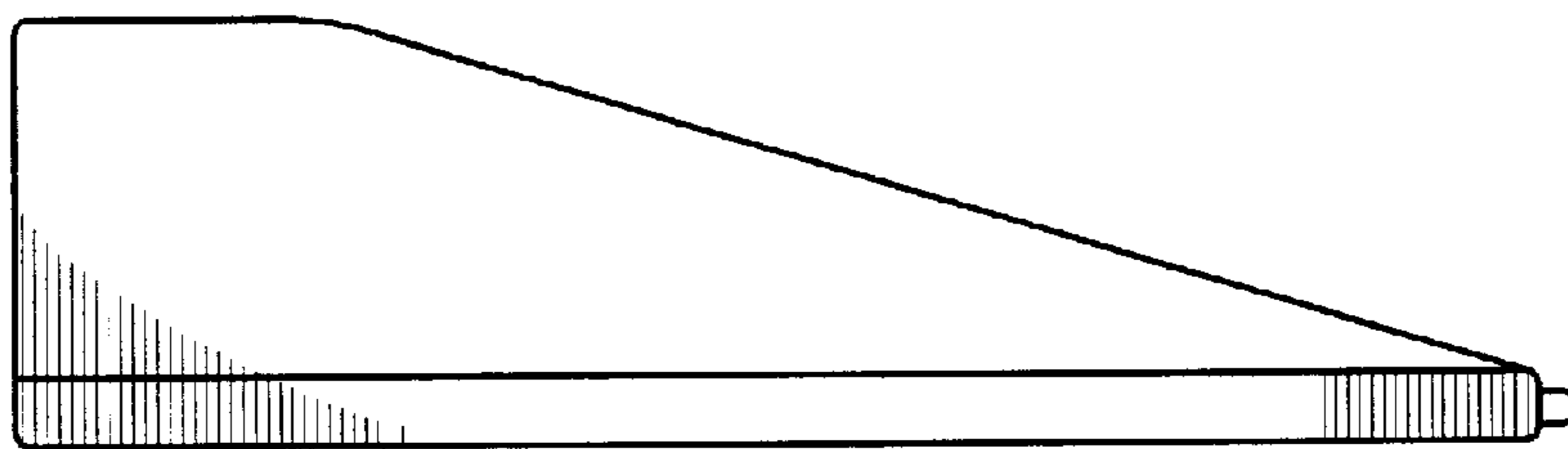


FIG. 4

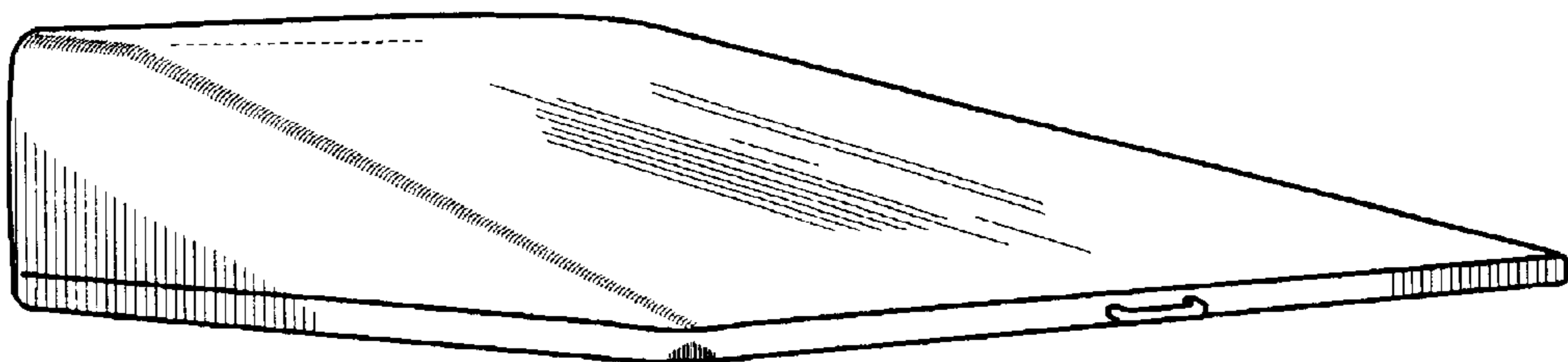


FIG. 5

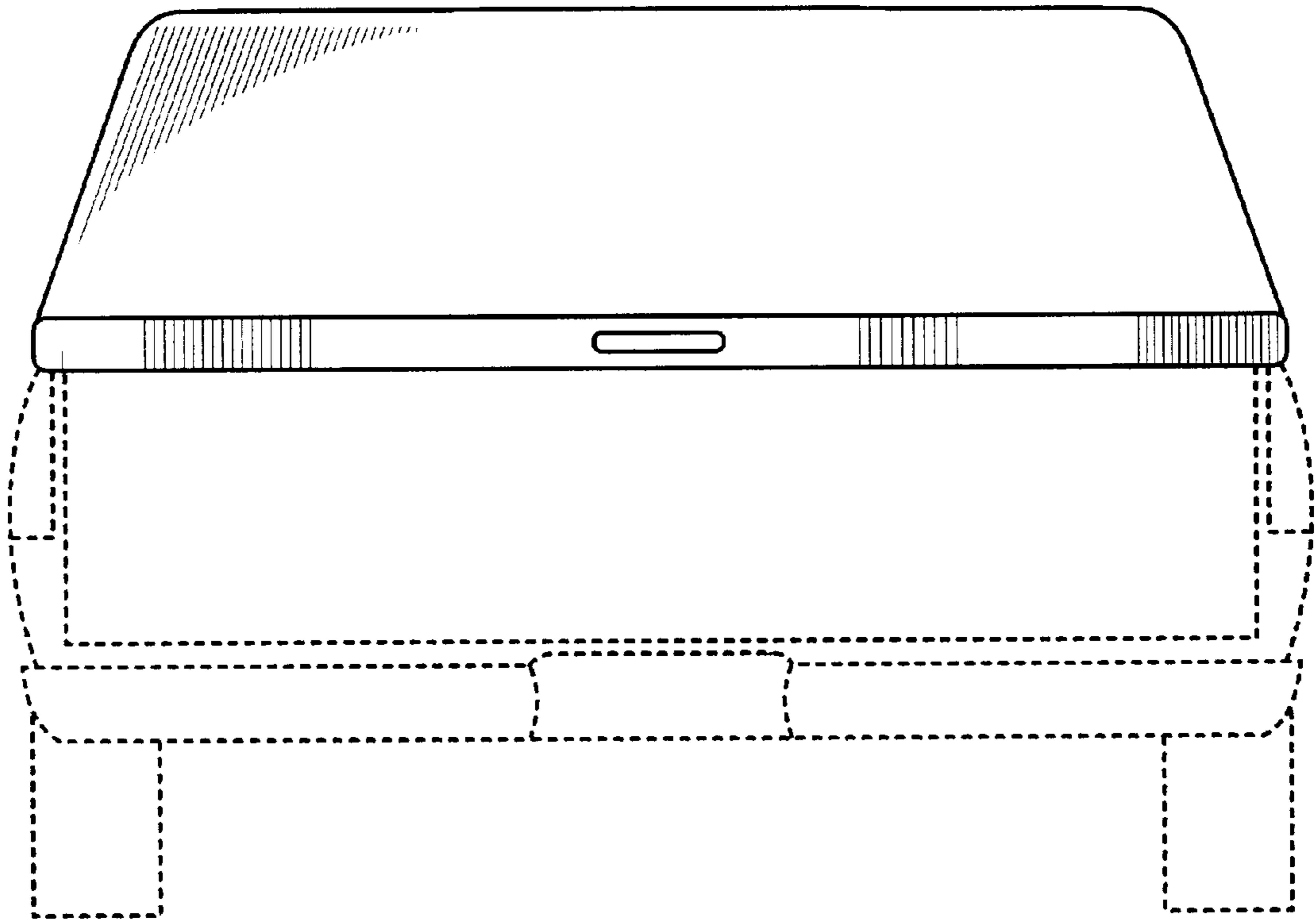


FIG. 6

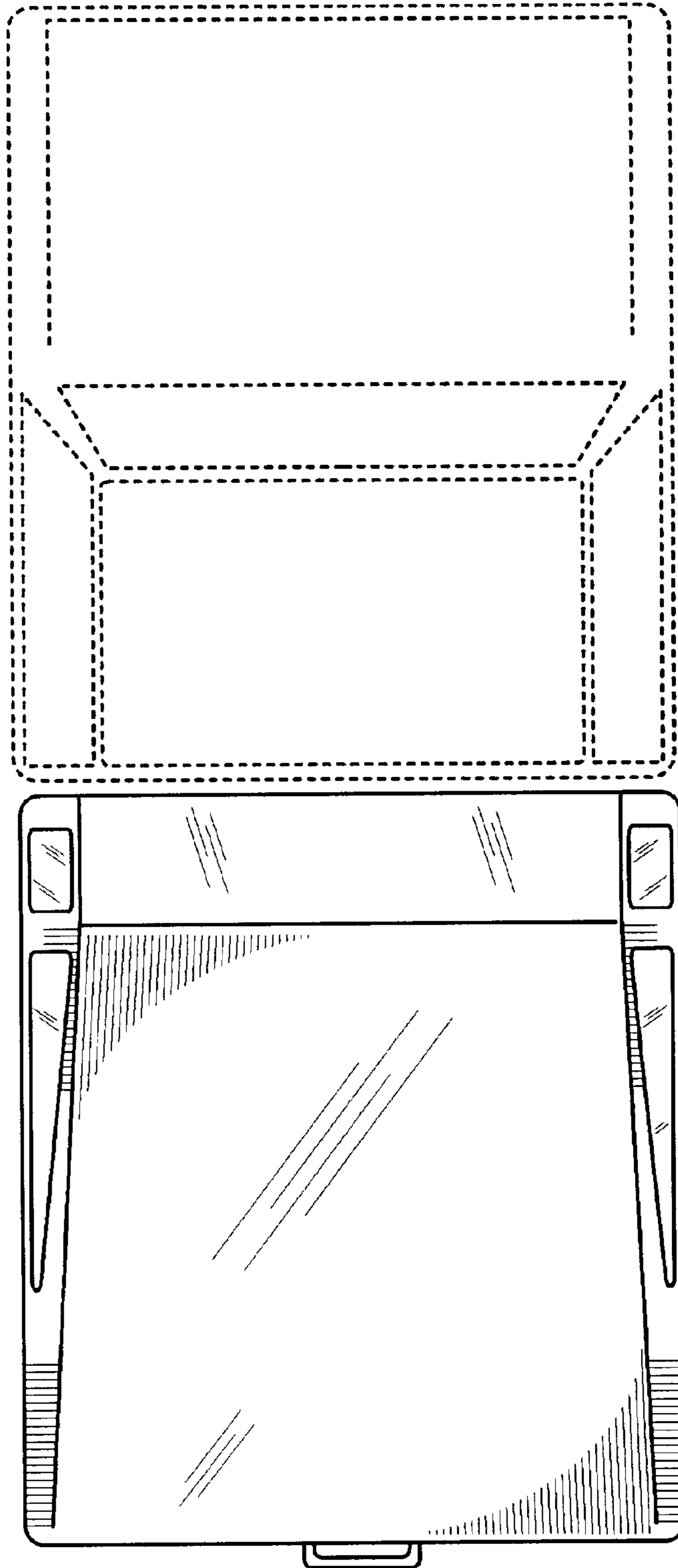


FIG. 7