



US00D424010S

# United States Patent [19] Wheeler

[11] Patent Number: **Des. 424,010**

[45] Date of Patent: **\*\* May 2, 2000**

[54] **VEHICLE BODY CURTAIN**

5,275,460 1/1994 Kraus ..... 296/136  
5,931,522 8/1999 Roskey ..... 296/136

[76] Inventor: **George E. Wheeler**, 8820 E. 62nd St.,  
Raytown, Mo. 64133

*Primary Examiner*—Doris V. Coles  
*Assistant Examiner*—Stacia Cadmus  
*Attorney, Agent, or Firm*—Hovey, Williams, Timmons &  
Collins

[\*\*] Term: **14 Years**

[21] Appl. No.: **29/090,106**

## [57] CLAIM

[22] Filed: **Jun. 30, 1998**

The ornamental design for a vehicle body curtain, as shown  
and described.

[51] **LOC (7) Cl.** ..... **12-16**

[52] **U.S. Cl.** ..... **D12/401**

[58] **Field of Search** ..... D12/400, 401,  
D12/190, 403; 296/136; 280/770, 850-854;  
293/128, 126; 428/31

## DESCRIPTION

### [56] References Cited

#### U.S. PATENT DOCUMENTS

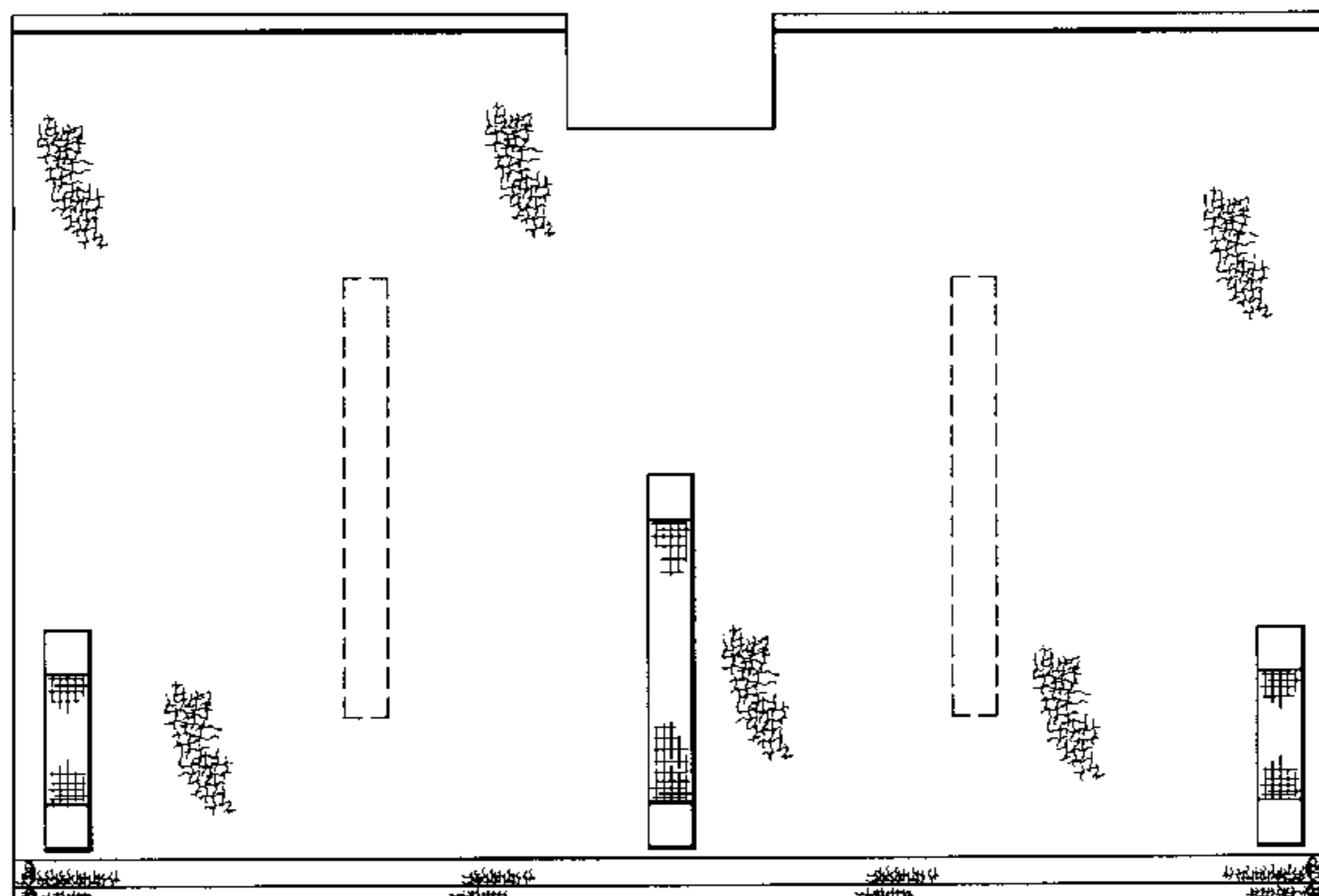
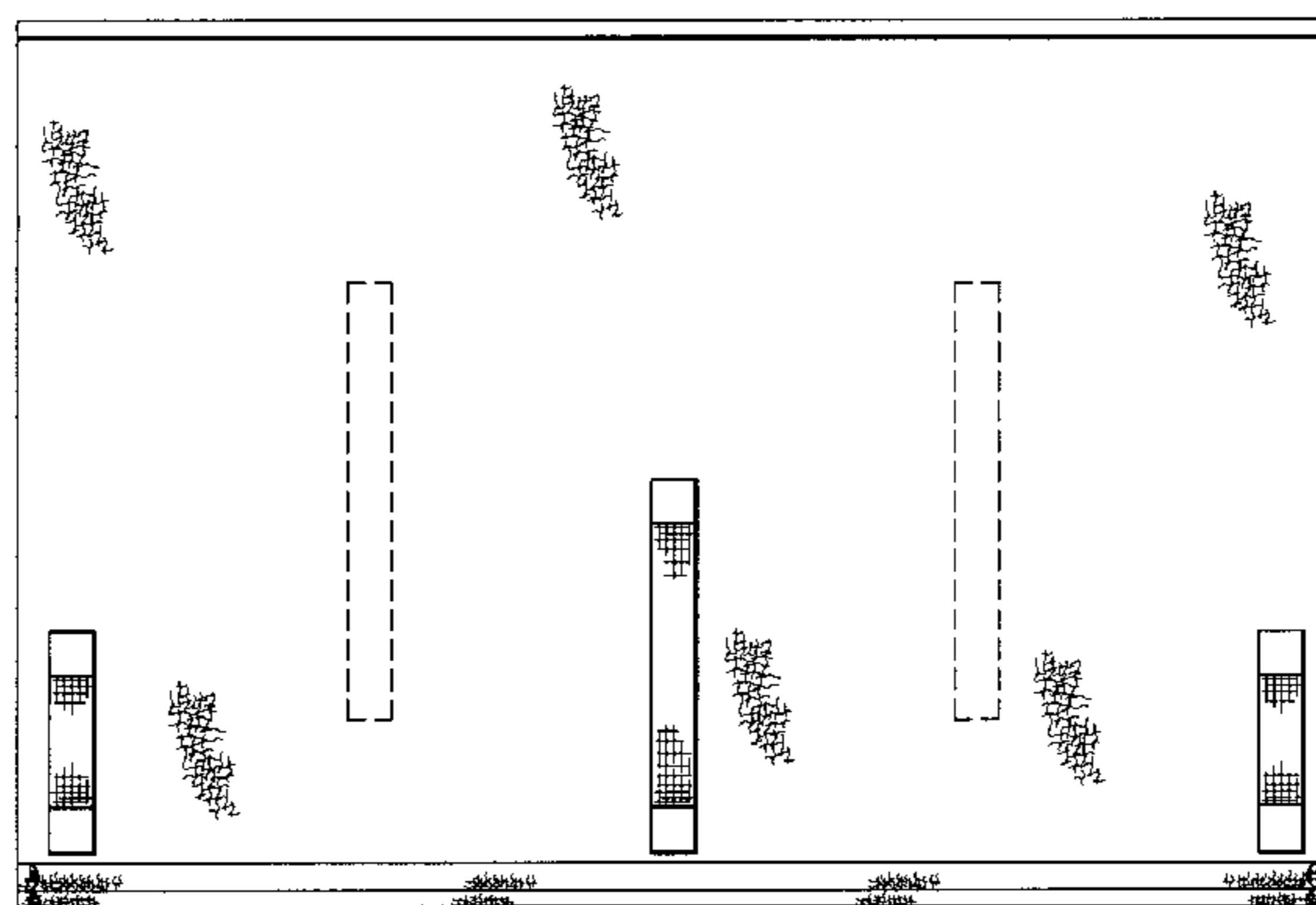
77,531	5/1868	Ross .	
D. 299,017	12/1988	Renn .....	D12/190 X
D. 308,848	6/1990	Genicoff .....	D12/190
D. 312,237	11/1990	Avery .....	D12/190
D. 323,639	2/1992	Creamer .....	D12/401
D. 387,723	12/1997	Holmes .....	D12/190
D. 389,451	1/1998	Wilson .....	D12/401
D. 411,162	6/1999	Richter .....	D12/401
2,933,750	4/1960	Scott .	
3,237,964	3/1966	Doyle .	
3,907,752	9/1975	Pelletier .	
4,688,824	8/1987	Herring .	
4,810,015	3/1989	McNeil .....	296/136 X
4,849,272	7/1989	Haney et al. ....	428/31
4,896,911	1/1990	Duke .....	296/136
5,075,917	12/1991	Wheat .	
5,195,778	3/1993	Dismuke .....	280/770

FIG. 1 is a front elevational view of a vehicle body curtain showing my new design;  
FIG. 2 is a right side elevational view, the left side elevational view being a mirror image thereof;  
FIG. 3 is a top plan view;  
FIG. 4 is a bottom plan view;  
FIG. 5 is a rear elevational view;  
FIG. 6 is a front elevational view of a vehicle body curtain showing a second embodiment of my new design;  
FIG. 7 is a right side elevational view, the left side elevational view being a mirror image thereof;  
FIG. 8 is a top plan view;  
FIG. 9 is a bottom plan view; and,  
FIG. 10 is a rear elevational view.

The broken lines showing of reflective material and hook and loop fabric fasteners is for illustrative purposes only and forms no part of the claimed design.

The fragmented shading is understood to be continuous throughout the implied area.

**1 Claim, 2 Drawing Sheets**



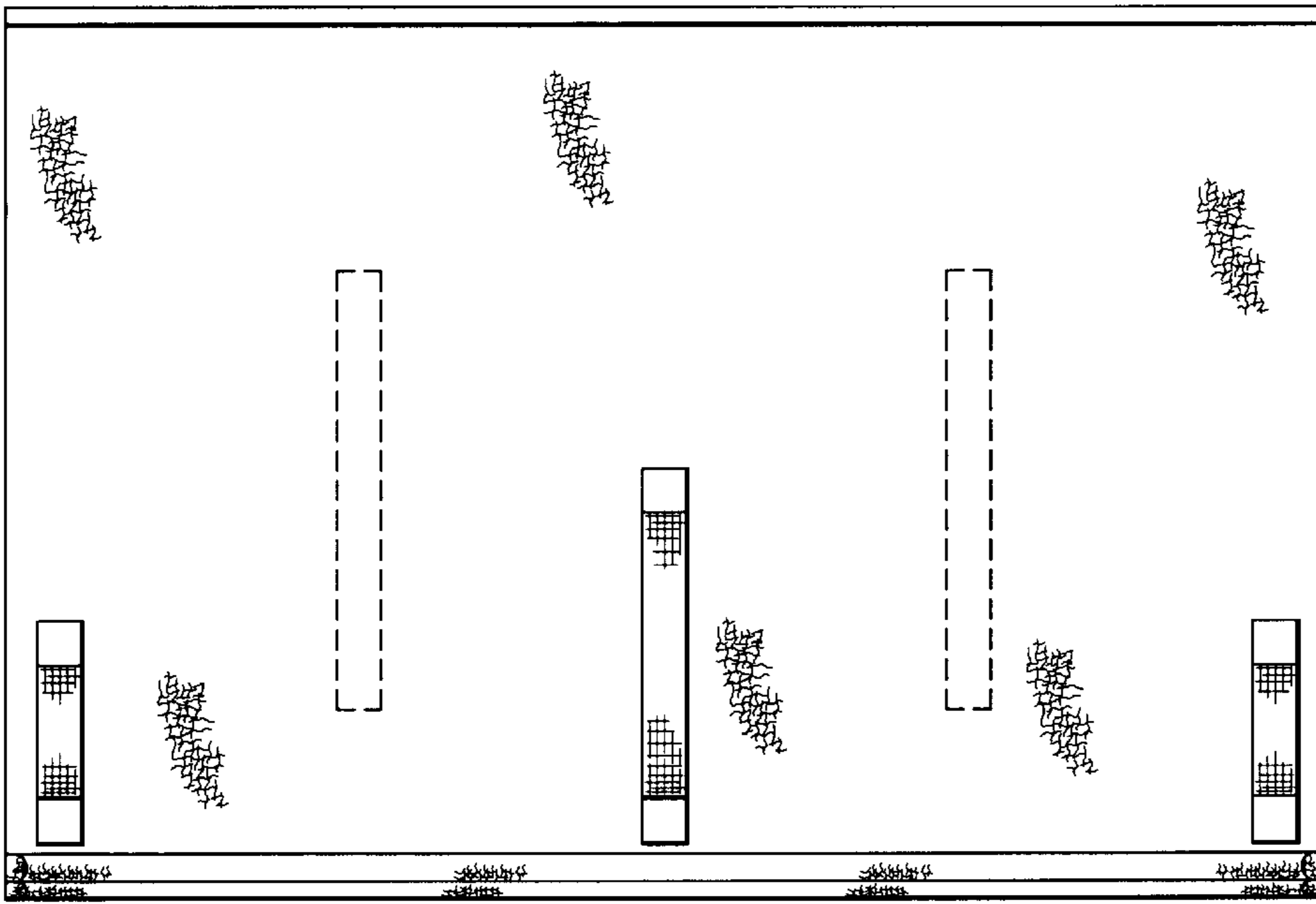


Fig. 1.



Fig. 2.



Fig. 3.

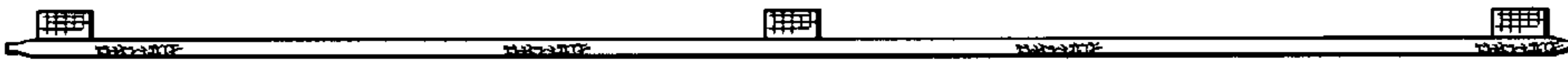


Fig. 4.

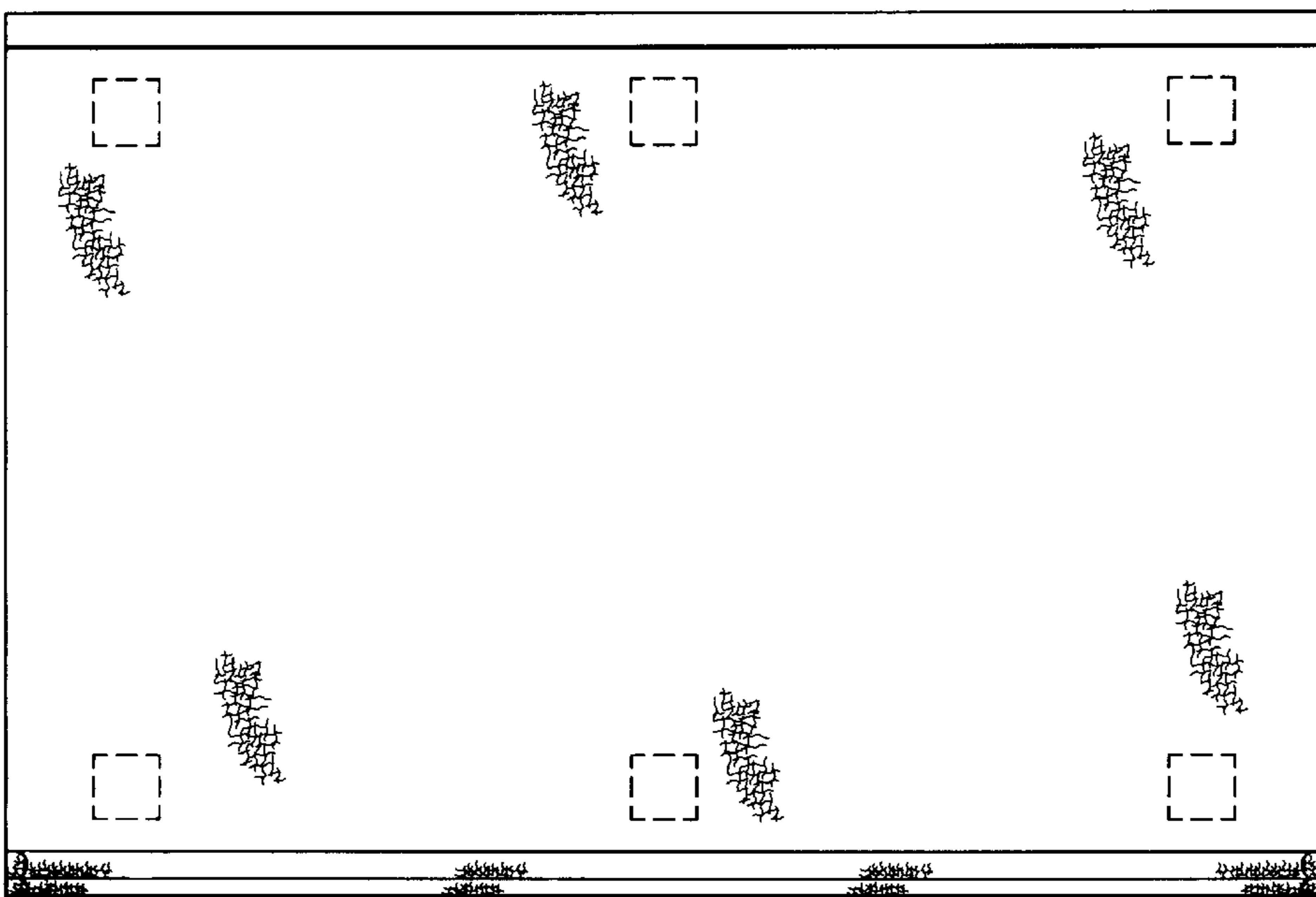


Fig. 5.

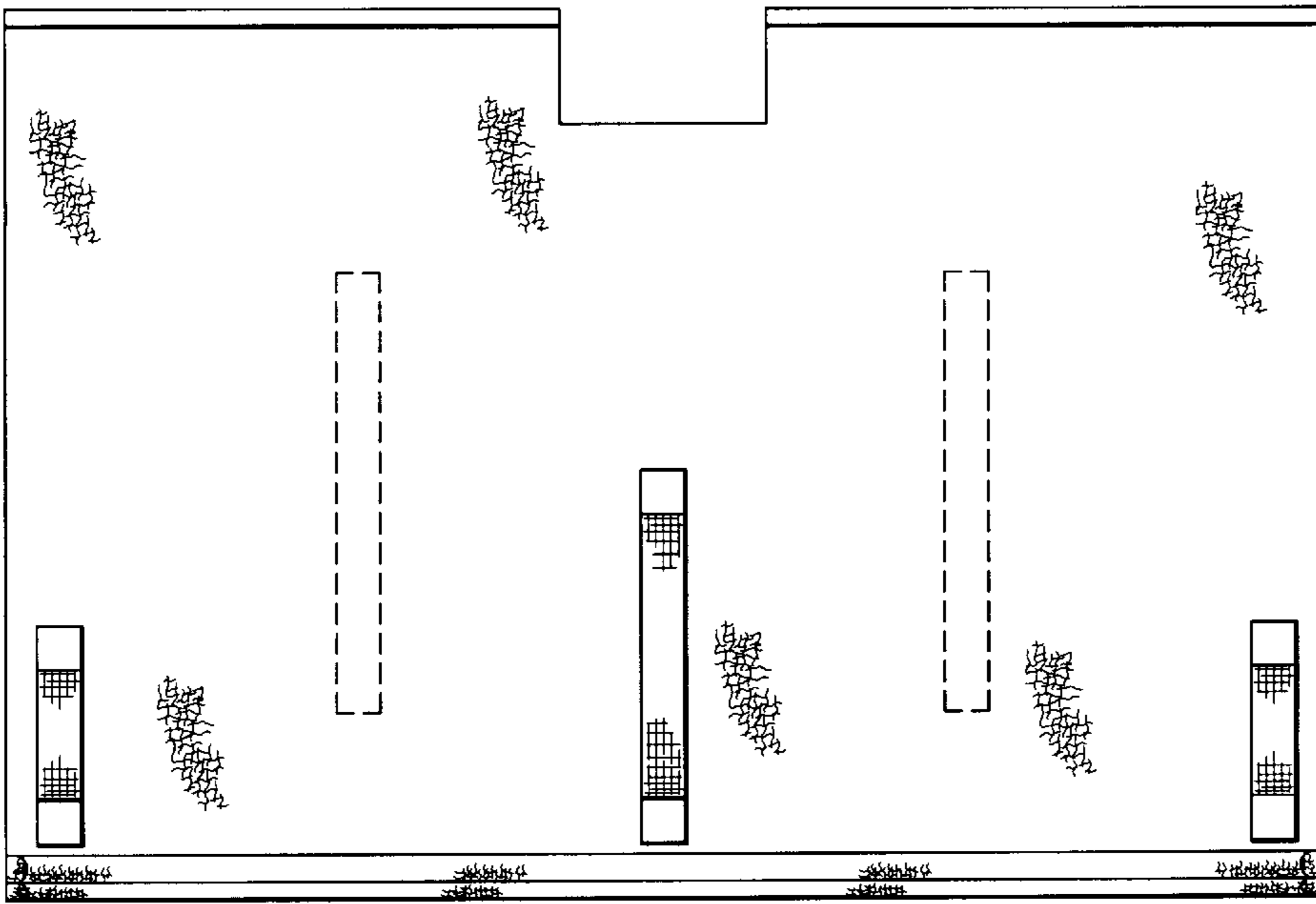


Fig. 6.



Fig. 7.



Fig. 8.



Fig. 9.

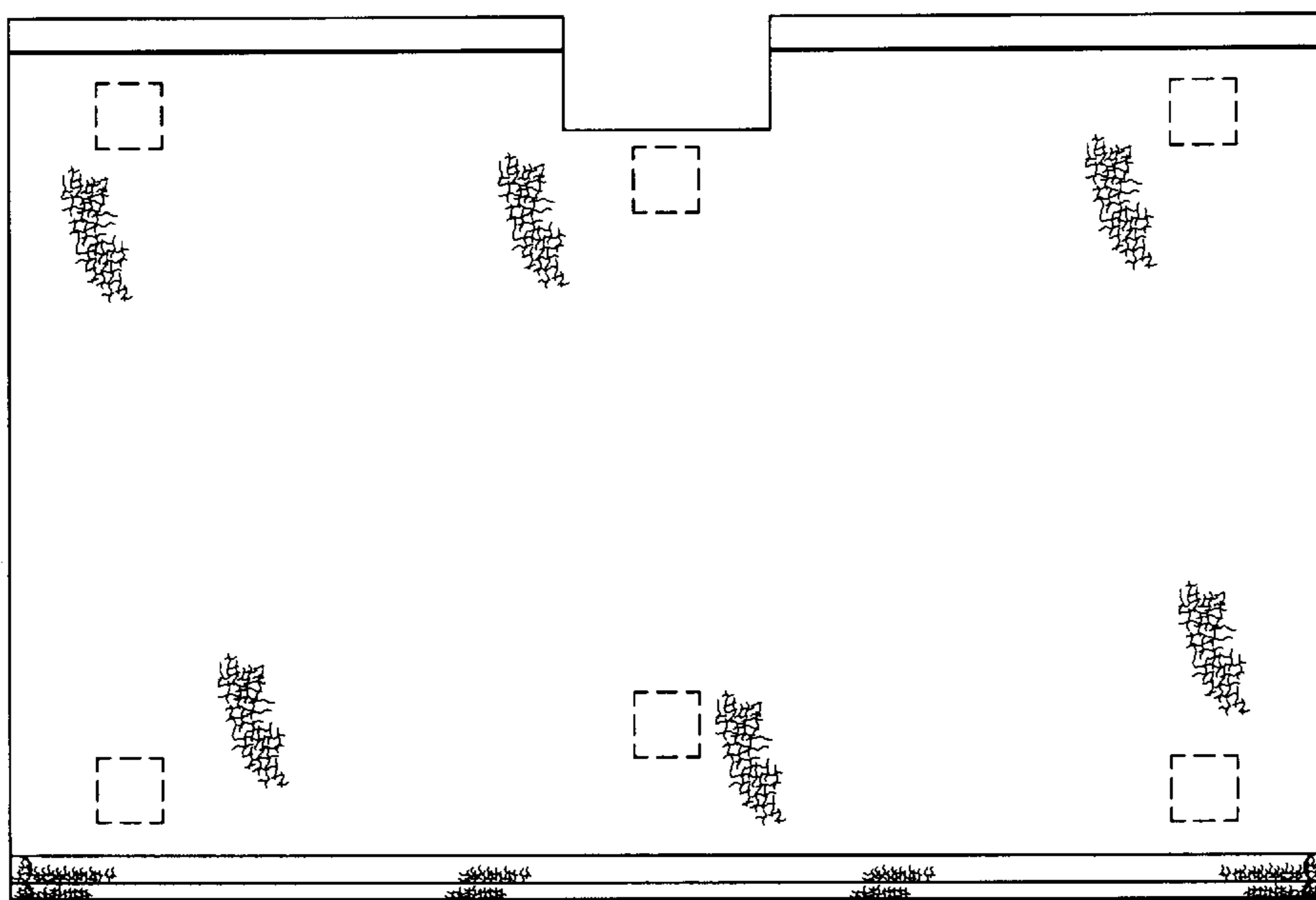


Fig. 10.