



US00D424009S

United States Patent [19] McGrew

[11] **Patent Number: Des. 424,009**

[45] **Date of Patent: ** May 2, 2000**

[54] **PROTECTIVE VEHICLE COVER**

[76] Inventor: **Wilfred McGrew**, 2809 Lakeshore Dr.,
Arlington, Tex. 76013

[**] Term: **14 Years**

[21] Appl. No.: **29/080,228**

[22] Filed: **Dec. 4, 1997**

[51] **LOC (7) Cl.** **12-16**

[52] **U.S. Cl.** **D12/401**

[58] **Field of Search** D12/401, 403-405,
D12/400, 221; 150/154, 166; 296/136,
95.1

[56] **References Cited**

U.S. PATENT DOCUMENTS

D. 364,846	12/1995	Kelsey et al.	D12/401
D. 393,828	4/1998	Threats, Sr.	D12/401
D. 396,843	8/1998	Mifsud	D12/401
3,785,451	1/1974	McCord	296/136 X
4,773,456	9/1988	Rodgers	296/136 X
5,167,267	12/1992	McQuaid	150/166
5,244,246	9/1993	Cunningham	296/136
5,275,460	1/1994	Kraus	296/136
5,388,702	2/1995	Jones	150/154 X

5,429,406	7/1995	Huang	296/95.1
5,476,127	12/1995	Fournier	150/166
5,497,819	3/1996	Chiang	150/166
5,664,825	9/1997	Henke et al.	296/136

Primary Examiner—Doris V. Coles
Assistant Examiner—Stacia Sinuik

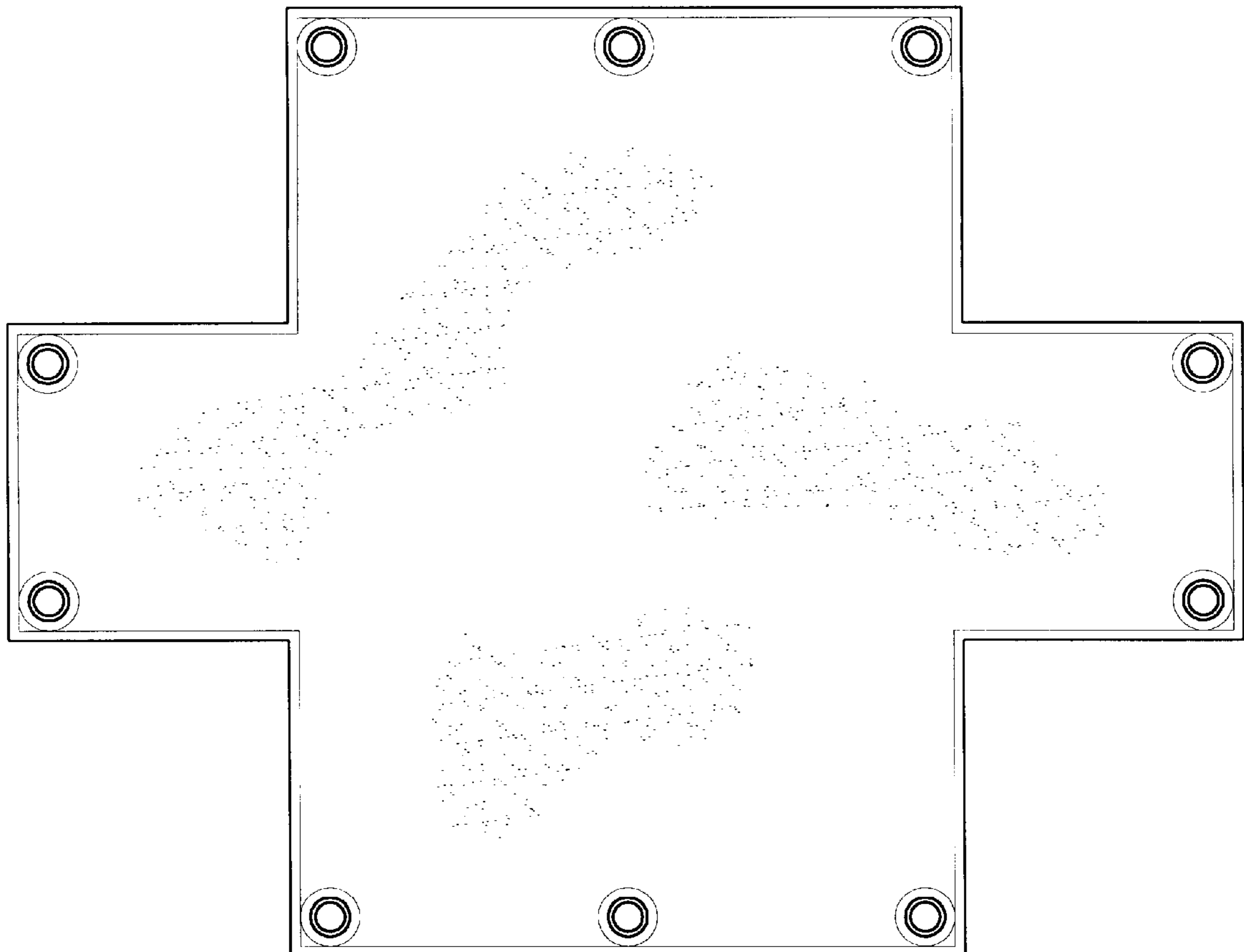
[57] **CLAIM**

The ornamental design for a protective vehicle cover, as shown.

DESCRIPTION

FIG. 1 is a top plan view of the protective vehicle cover of the present invention;
FIG. 2 is a bottom plan view of the protective vehicle cover of FIG. 1;
FIG. 3 is a right side elevational view of the protective vehicle cover of FIG. 1;
FIG. 4 is a left side elevational view of the protective vehicle cover of FIG. 1;
FIG. 5 is a front elevational view of the protective vehicle cover of FIG. 1; and,
FIG. 6 is a back elevational view of the protective vehicle cover of FIG. 1.

1 Claim, 2 Drawing Sheets



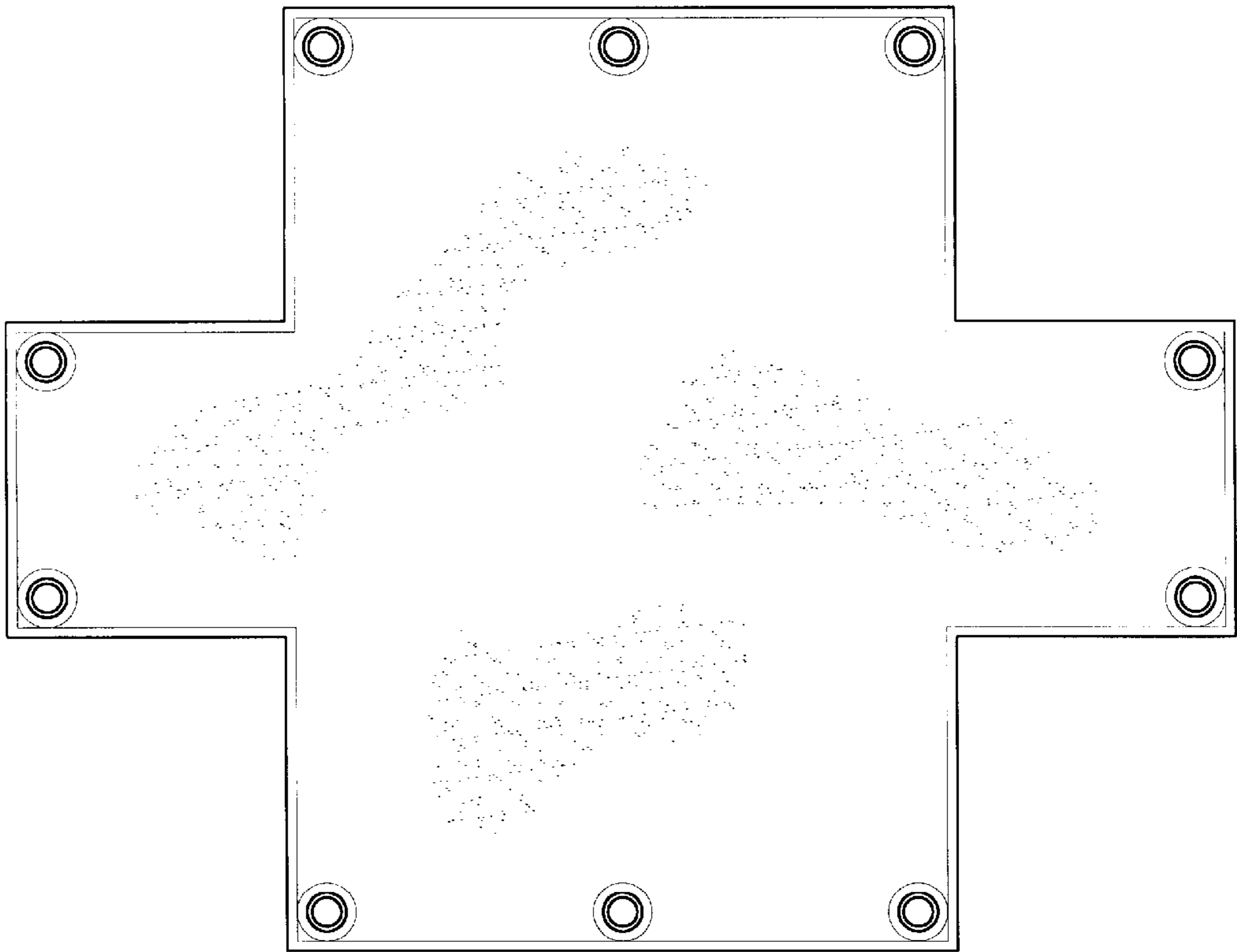


Fig. 1

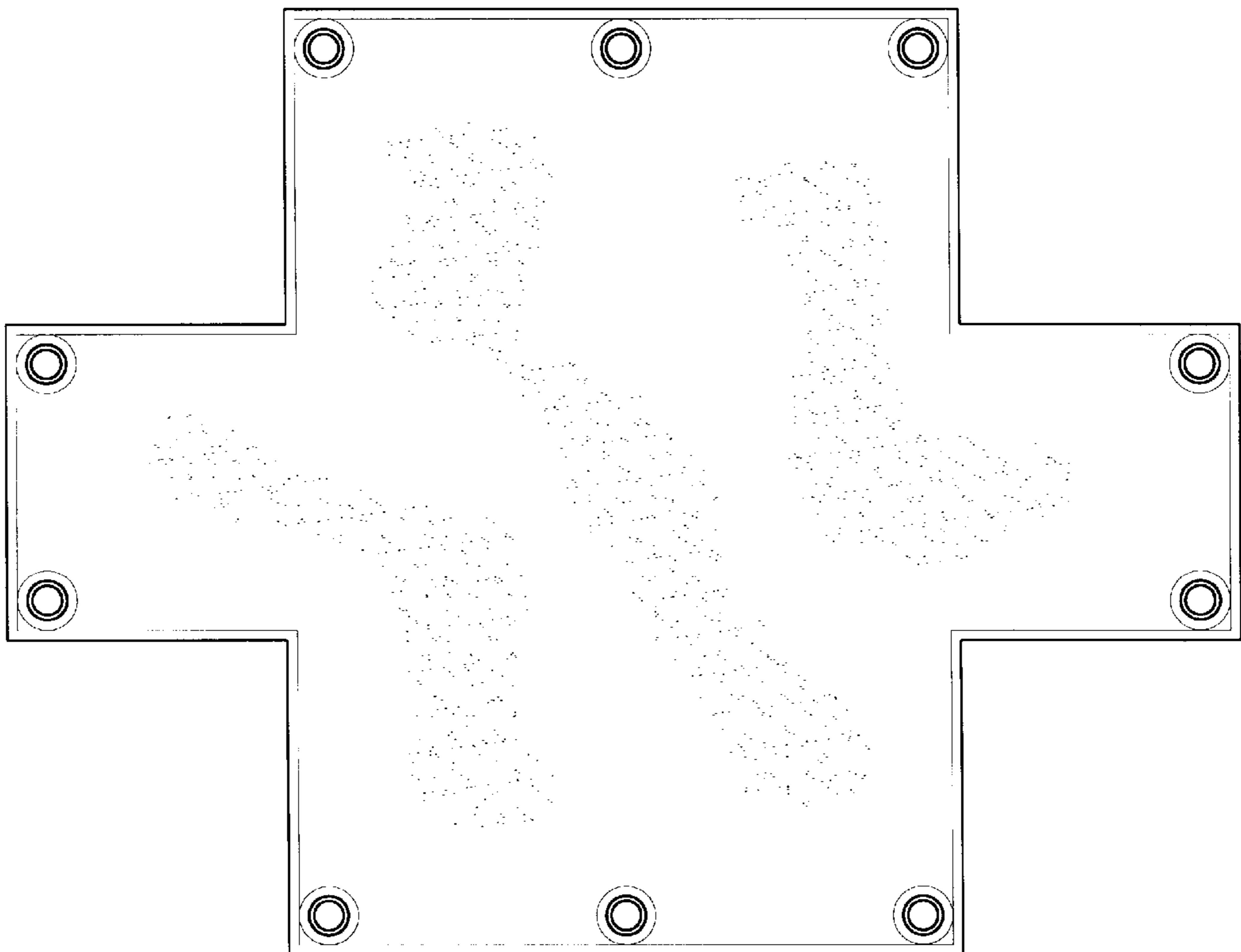


Fig. 2



Fig. 3



Fig. 4




Fig. 5




Fig. 6