



US00D423977S

United States Patent [19] Morrison

[11] Patent Number: **Des. 423,977**

[45] Date of Patent: **** *May 2, 2000**

[54] FINGER RING

[75] Inventor: **Jerry Morrison**, Austin, Tex.

[73] Assignee: **Commemorative Brands, Inc.**, Austin, Tex.

[*] Notice: This patent is subject to a terminal disclaimer.

[**] Term: **14 Years**

[21] Appl. No.: **29/057,367**

[22] Filed: **Jul. 23, 1996**

[51] LOC (7) Cl. **11-01**

[52] U.S. Cl. **D11/36**

[58] Field of Search D11/26-39; 63/15, 63/15.1, 15.45, 15.7

[56] **References Cited**

U.S. PATENT DOCUMENTS

D. 61,460	12/1922	Benison	D11/32
D. 70,590	7/1926	Addison	D11/39
D. 100,733	8/1936	Kronstadt	D11/34
D. 145,516	9/1946	Esh	D11/35

D. 149,709	5/1948	Untermeyer	D11/34
D. 189,363	11/1960	Sorrentino	D11/36
D. 228,941	10/1973	Mechanic	D11/30
D. 232,375	8/1974	Mechanic	D11/30
D. 252,384	7/1979	Arakaki	D11/38

Primary Examiner—Cathy Anne MacCormac
Attorney, Agent, or Firm—J. Nevin Shaffer, Jr.; Shaffer & Culbertson, LLP


[57] **CLAIM**

The ornamental design for a finger ring, as shown and described.

DESCRIPTION

FIG. 1 is a perspective view of the finger ring showing my new design;
FIG. 2 is a side elevational view of the finger ring of FIG. 1;
FIG. 3 is an end elevational view of the finger ring of FIG. 1 (both ends being identical);
FIG. 4 is a side elevational view of the finger ring of FIG. 1;
FIG. 5 is a top view of the finger ring of FIG. 1; and,
FIG. 6 is a bottom view of the finger ring of FIG. 1.

1 Claim, 1 Drawing Sheet






FIG. 1

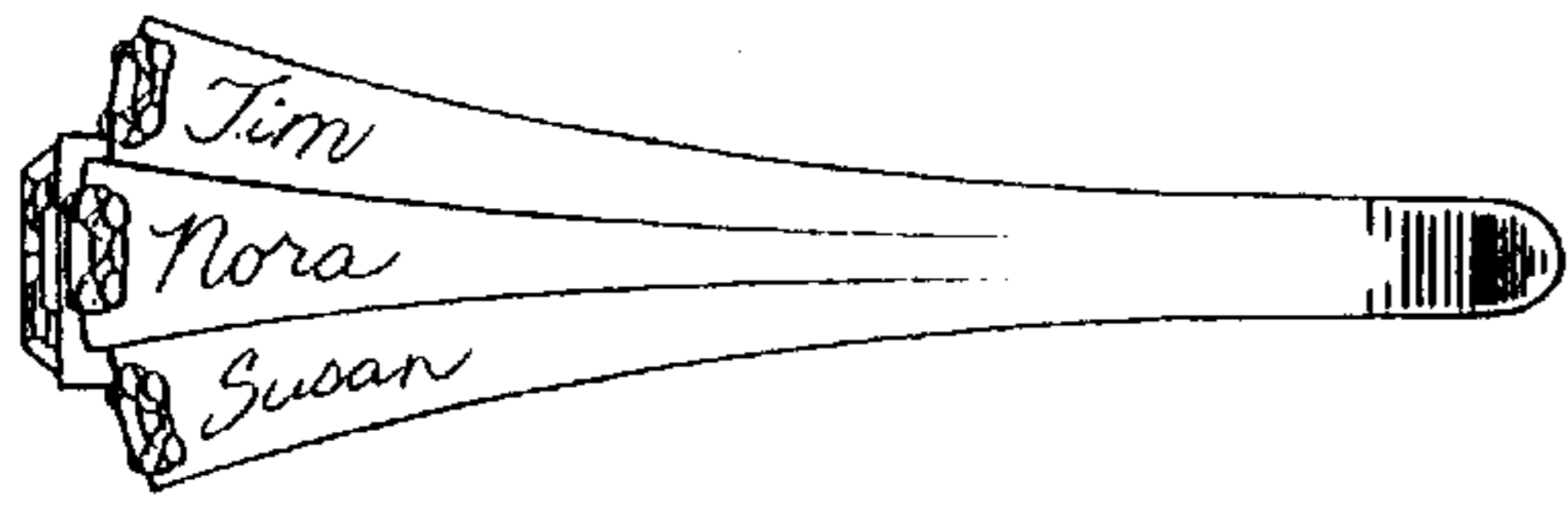


FIG. 2

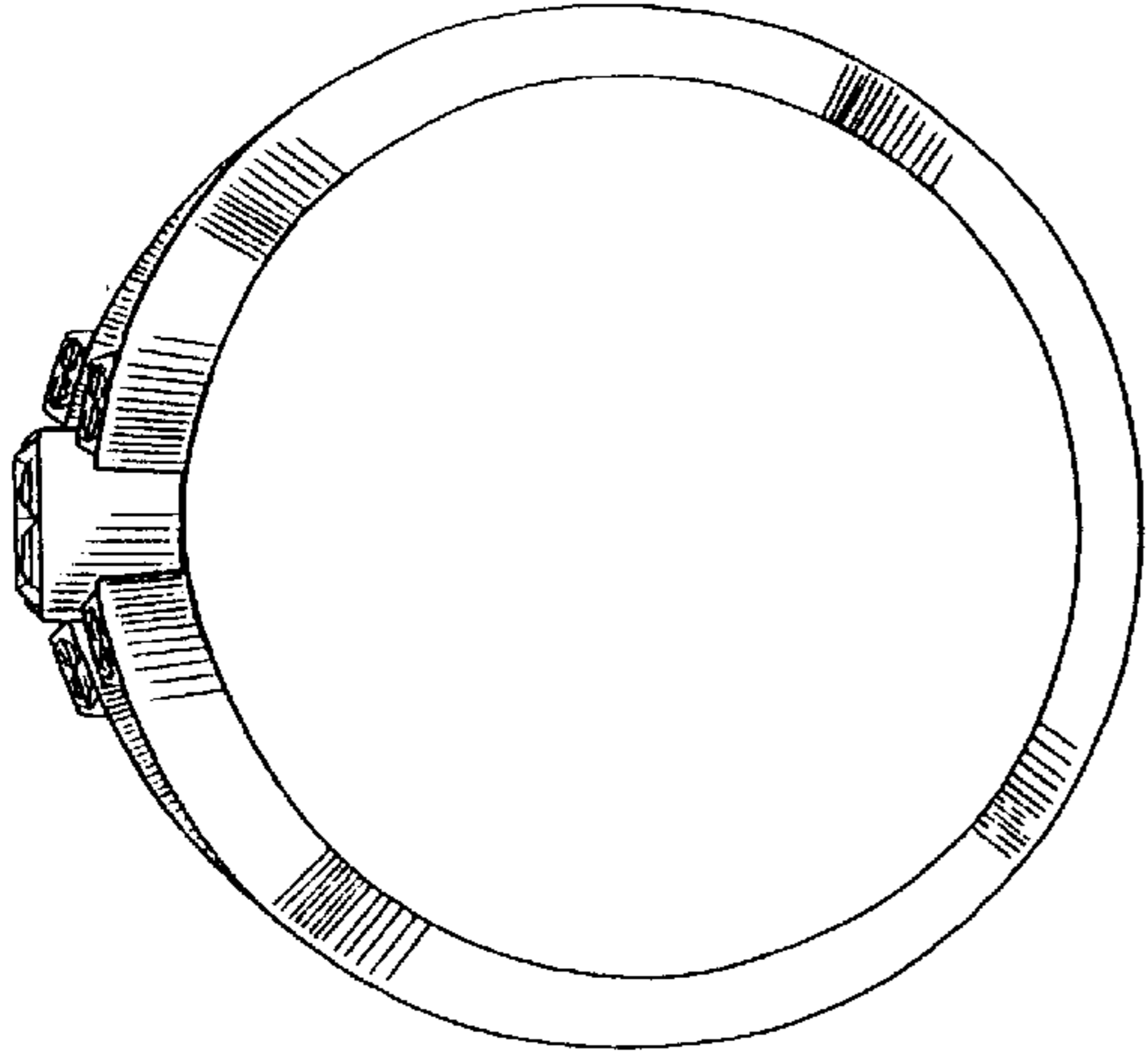


FIG. 3

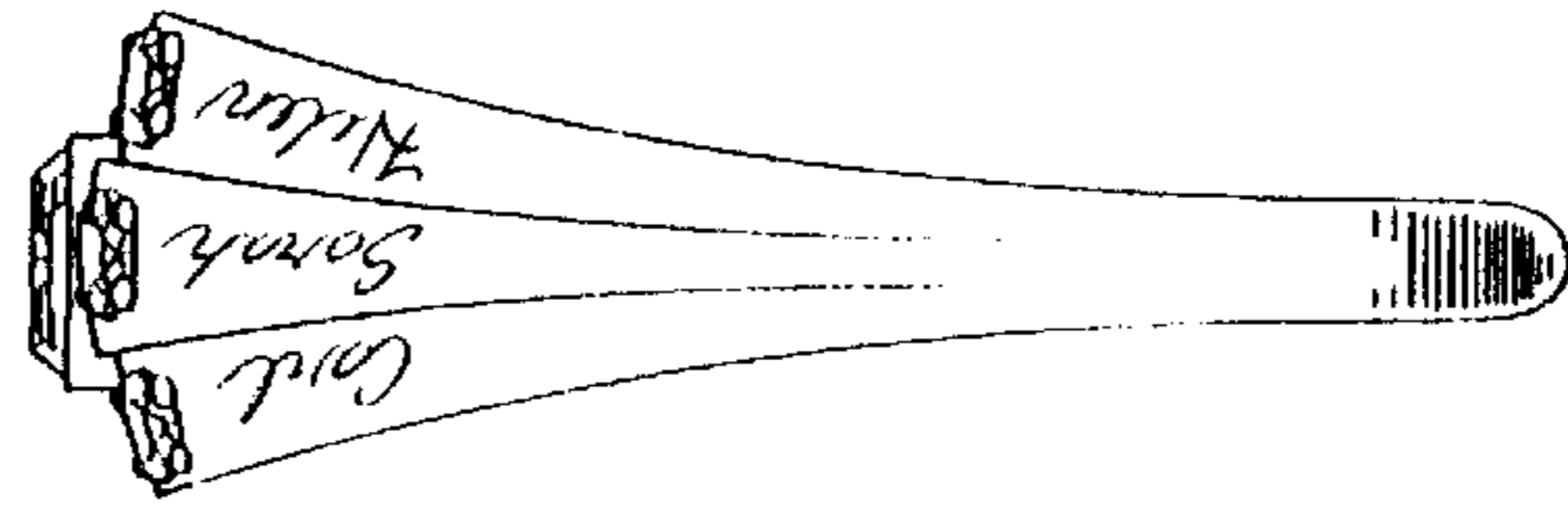


FIG. 4

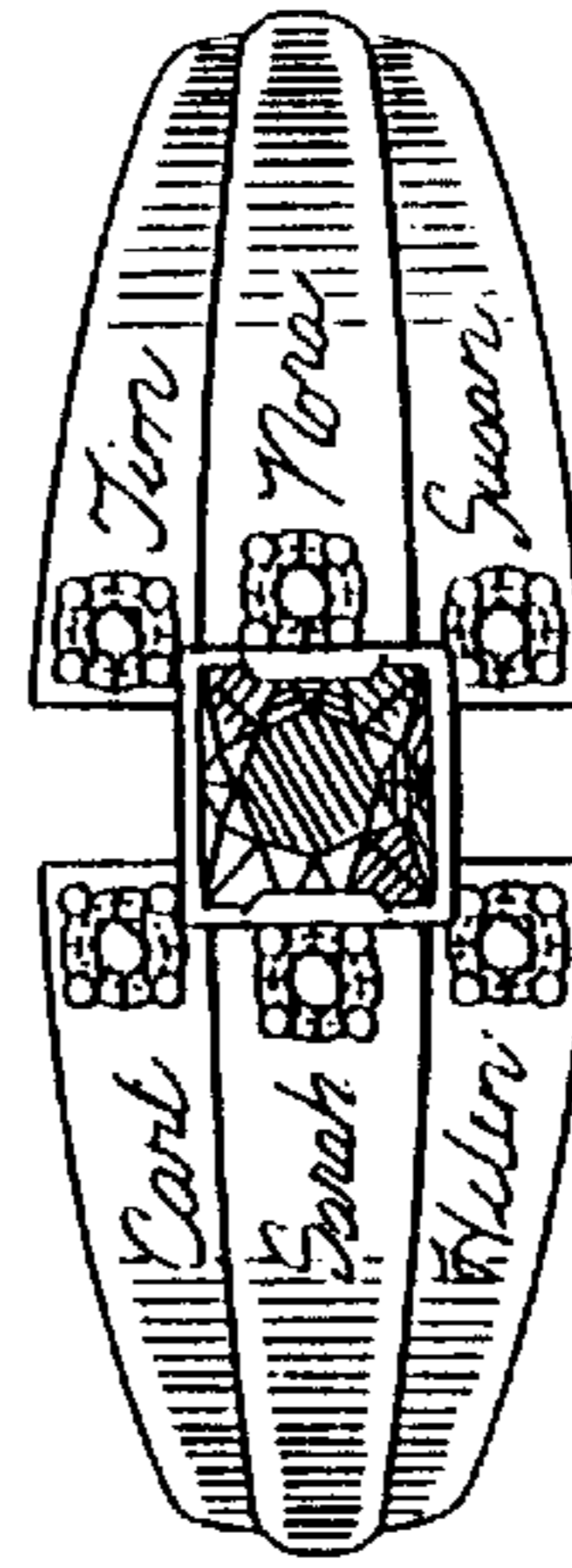


FIG. 5

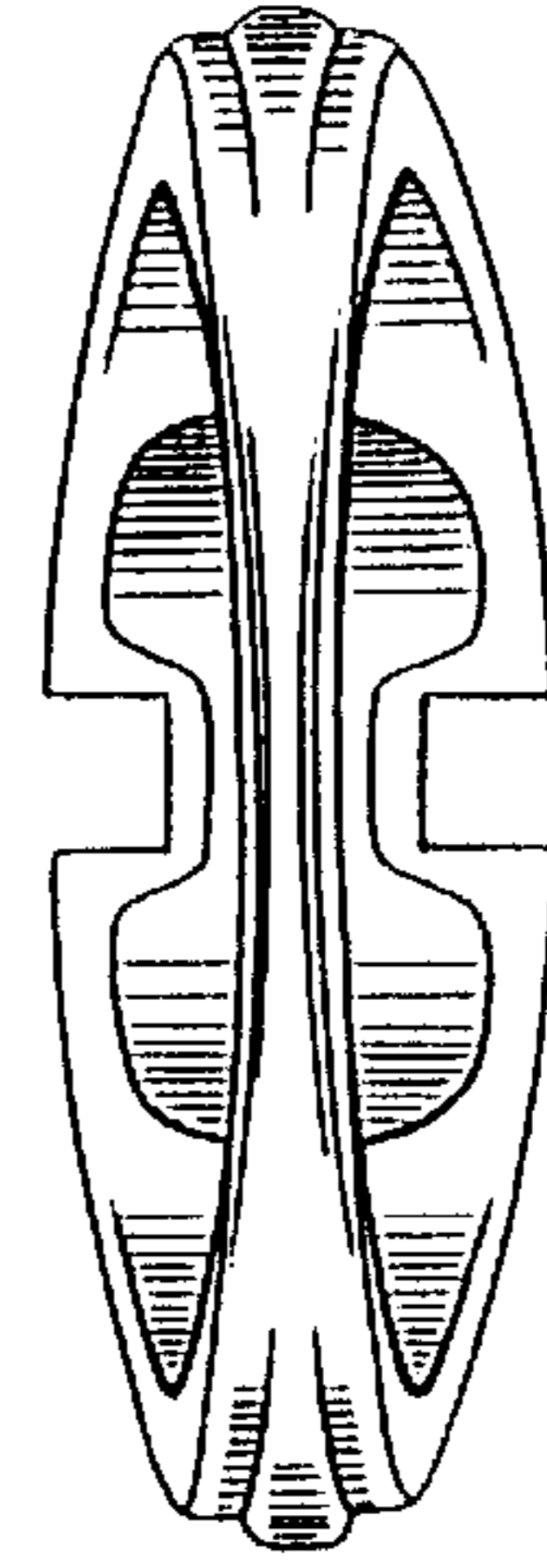


FIG. 6