



US00D423949S

United States Patent [19]
Stoll

[11] **Patent Number: Des. 423,949**

[45] **Date of Patent: ** May 2, 2000**

[54] **WRISTWATCH**

[75] **Inventor: Véronique Stoll, Chemin des Pêcheurs, Switzerland**

[73] **Assignee: The Swatch Group Management Services AG, Bienne, Switzerland**

[**] **Term: 14 Years**

[21] **Appl. No.: 29/101,535**

[22] **Filed: Mar. 5, 1999**

[30] **Foreign Application Priority Data**

Sep. 8, 1998 [CH] Switzerland DM/045197

[51] **LOC (7) Cl. 10-02**

[52] **U.S. Cl. D10/32; D10/38**

[58] **Field of Search** D10/1-40, 122-132;
D11/3-25; 368/280-282, 276-277, 28-30,
285, 239-242, 82-84, 41-44; 63/1.1, 3,
5, 11

[56] **References Cited**

U.S. PATENT DOCUMENTS

D. 296,992 8/1988 Crocco D10/32

D. 320,946	10/1991	Crocco	D10/32
D. 325,001	3/1992	Patrizia	D10/32
D. 351,349	10/1994	Schechter	D10/32
D. 361,942	9/1995	Williams	D10/31
D. 377,452	1/1997	Boone	D10/40
D. 399,761	10/1998	Rabassa	D10/32
D. 403,249	12/1998	Murphy et al.	D10/32
4,700,874	10/1987	Mock et al.	224/178

Primary Examiner—Nelson C. Holtje
Attorney, Agent, or Firm—Collen Law Associates, P.C.

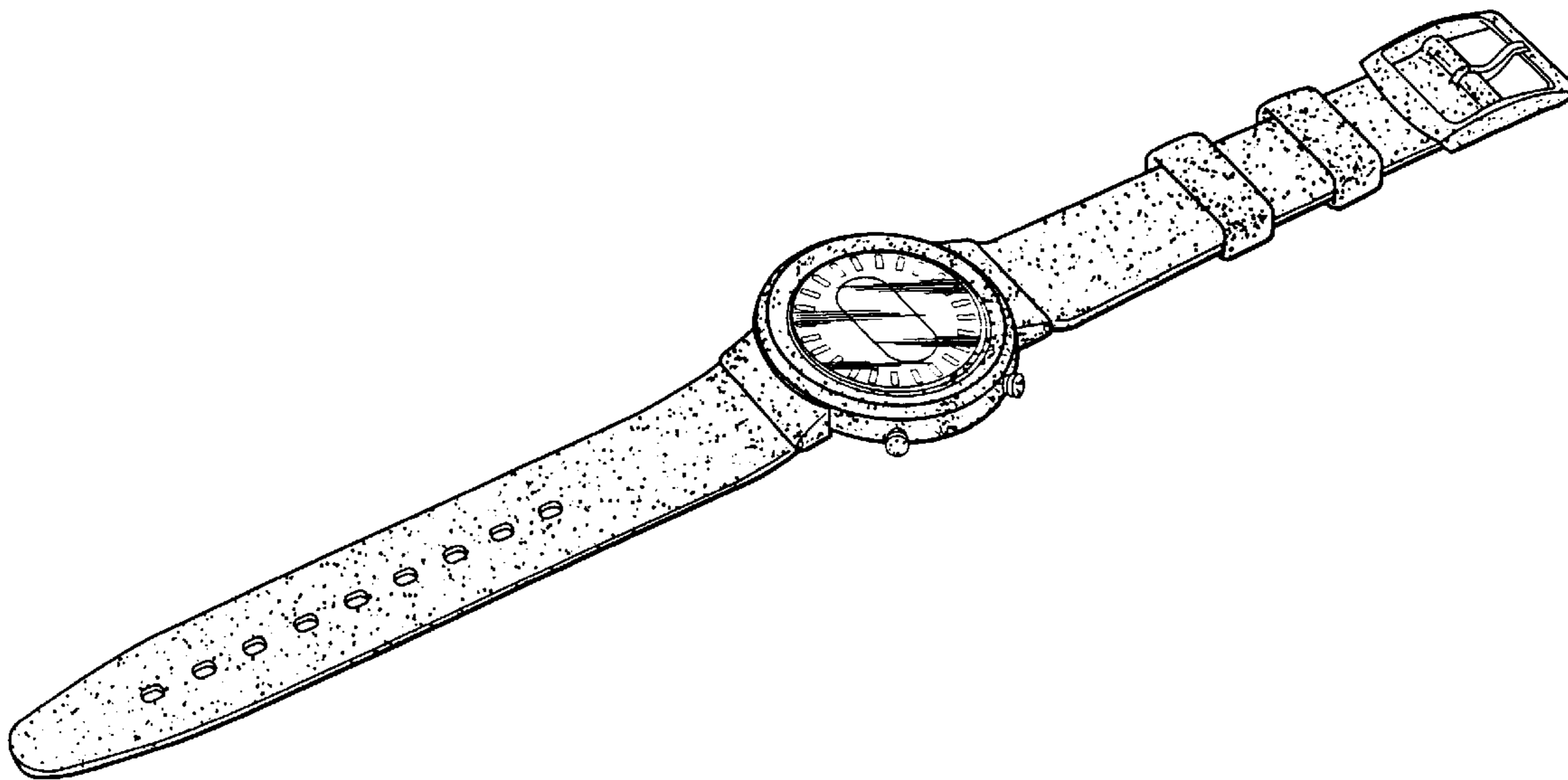
[57] **CLAIM**

The ornamental design for a wristwatch, as shown and described.

DESCRIPTION

FIG. 1 is a top view of my new and ornamental design for a wristwatch;
FIG. 2 is a bottom view thereof;
FIG. 3 is a left side view thereof;
FIG. 4 is a right side view thereof;
FIG. 5 is a front view thereof;
FIG. 6 is a rear view thereof; and,
FIG. 7 is a front perspective view thereof.

1 Claim, 3 Drawing Sheets



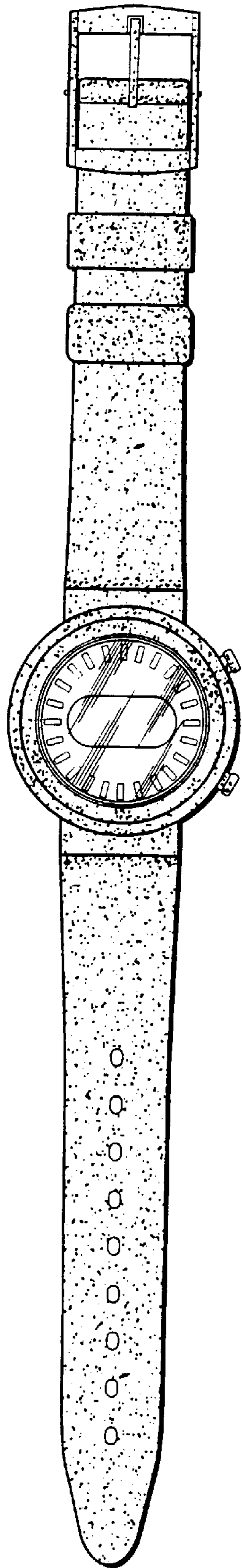


Fig. 1

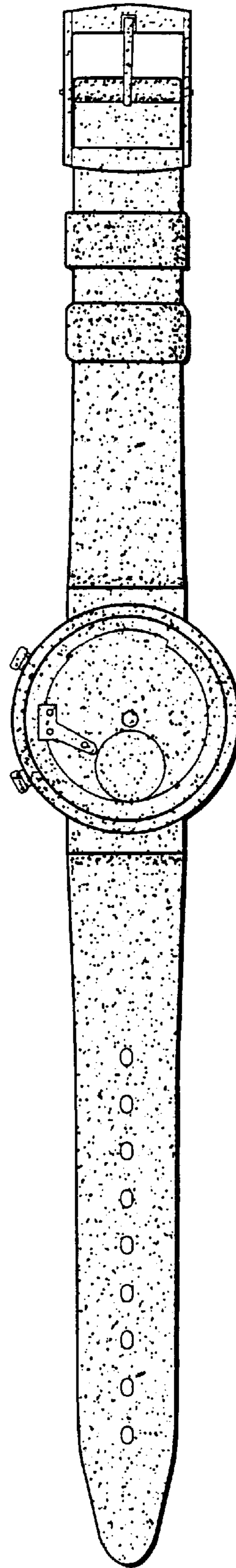


Fig. 2

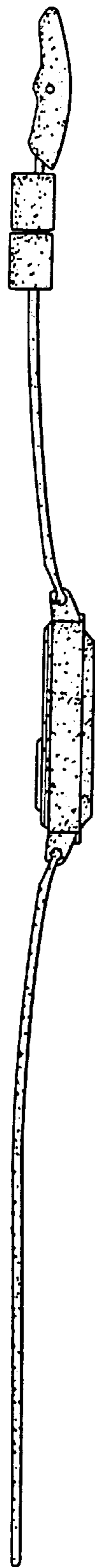


Fig. 3

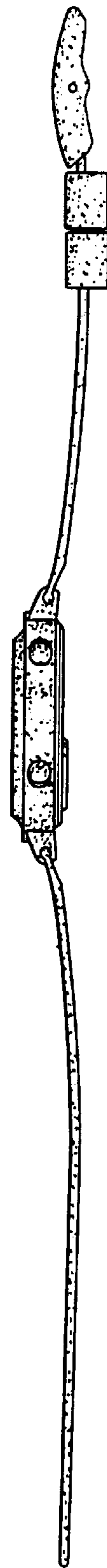


Fig. 4

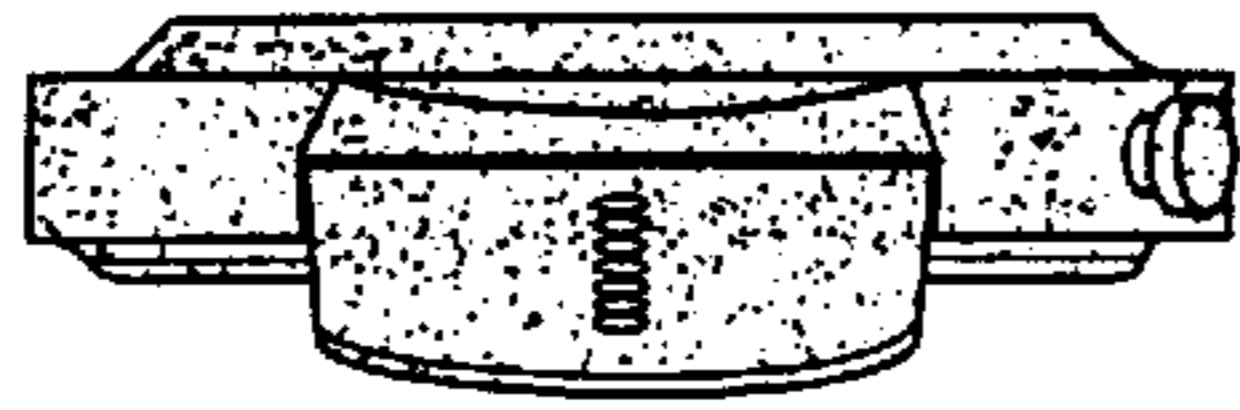


Fig. 5



Fig. 6

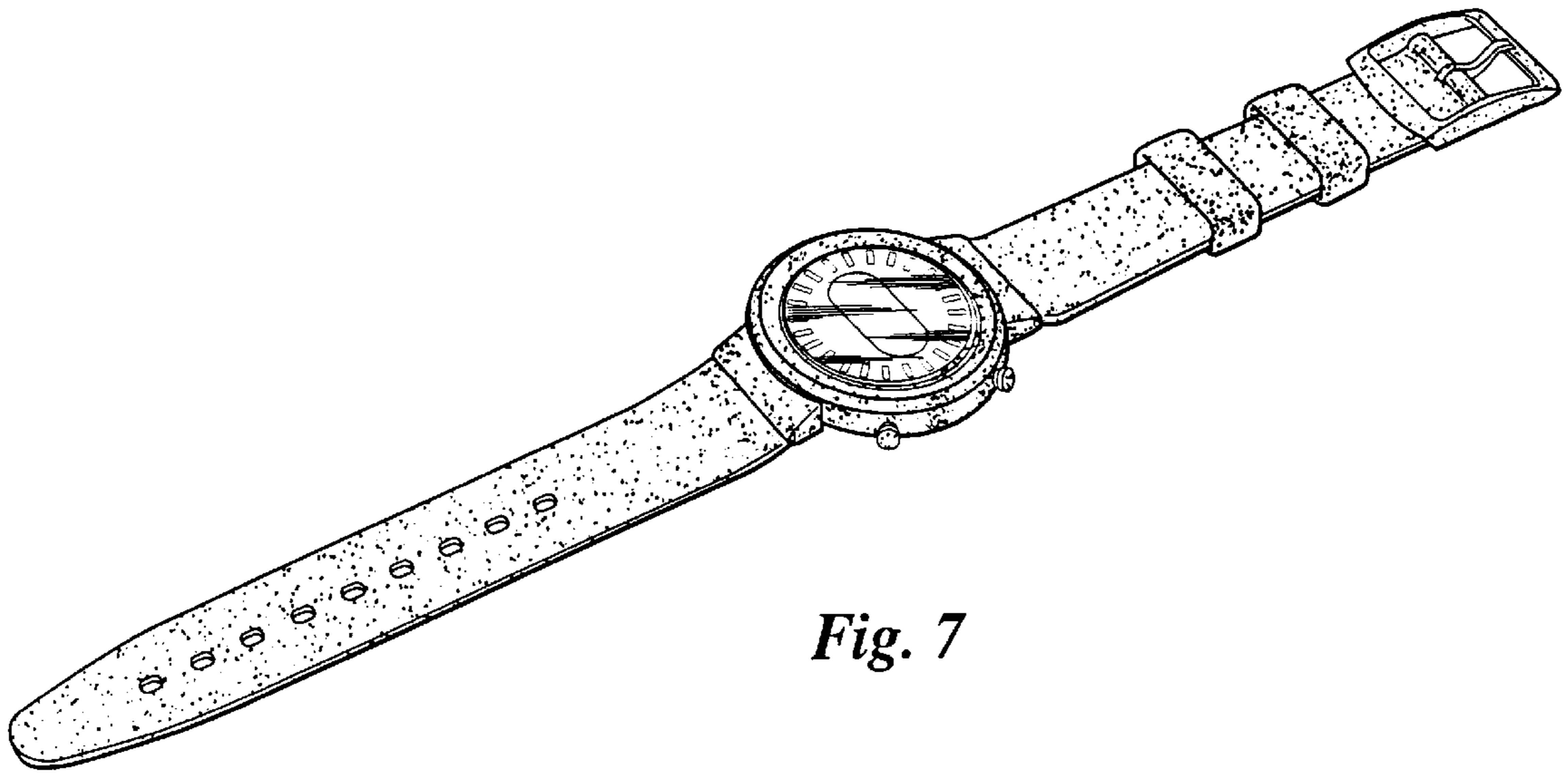


Fig. 7