



US00D423944S

**United States Patent** [19]  
**Chan**

[11] **Patent Number: Des. 423,944**  
[45] **Date of Patent: \*\* May 2, 2000**

[54] **CLOCK**

[75] Inventor: **Raymond Chan**, Hong Kong, The Hong Kong Special Administrative Region of the People's Republic of China

[73] Assignee: **IDT-LCD Holdings (BVI) Limited**, Tortola, Virgin Islands (Br.)

[\*\*] Term: **14 Years**

[21] Appl. No.: **29/097,424**

[22] Filed: **May 22, 1998**

[51] **LOC (7) Cl.** ..... **10-01**

[52] **U.S. Cl.** ..... **D10/15; D10/2; D10/24**

[58] **Field of Search** ..... D10/1-40, 122-132; 368/280-282, 276-277, 28-30, 285, 239-242, 243-249, 82-84, 41-44

- D. 297,713 9/1988 Rittenhouse et al. .... D10/15
- D. 333,791 3/1993 Glick et al. .... D10/15
- D. 368,419 4/1996 Dorma ..... D8/70
- D. 375,688 11/1996 Hagadorn ..... D10/15
- D. 407,983 4/1999 Hui ..... D10/15

*Primary Examiner*—Nelson C. Holtje  
*Attorney, Agent, or Firm*—Leydig, Voit & Mayer, Ltd.

[57] **CLAIM**

The ornamental design for a clock, as shown and described.

**DESCRIPTION**

FIG. 1 is a front view of a clock showing my design;  
FIG. 2 is a left side view thereof;  
FIG. 3 is a right side view thereof;  
FIG. 4 is a bottom view thereof;  
FIG. 5 is a top view thereof; and,  
FIG. 6 is a rear view thereof.

[56] **References Cited**

**U.S. PATENT DOCUMENTS**

D. 258,221 2/1981 Shimasaki ..... D18/7

**1 Claim, 2 Drawing Sheets**

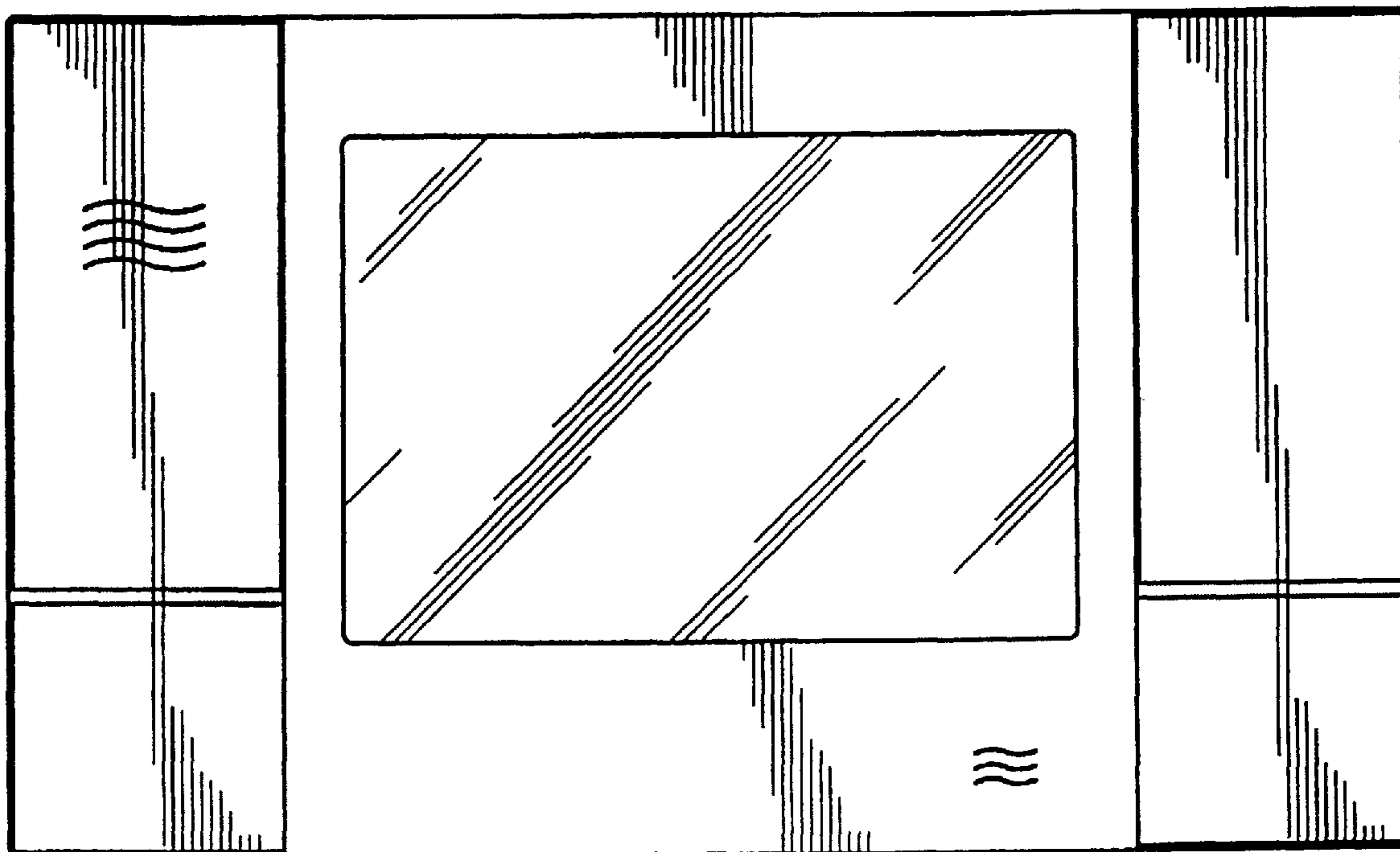


Fig. 5


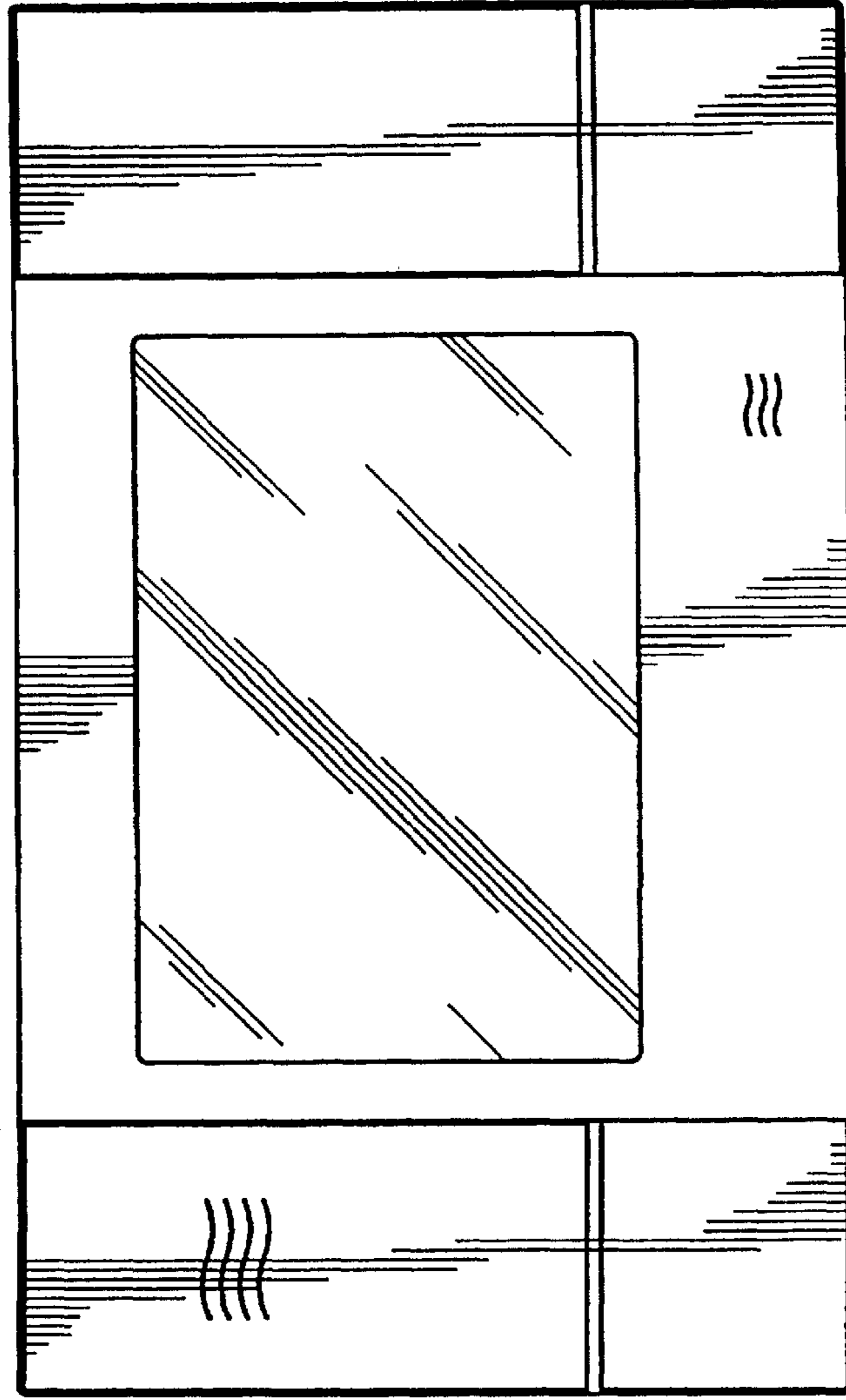


Fig. 1

Fig. 3

Fig. 2

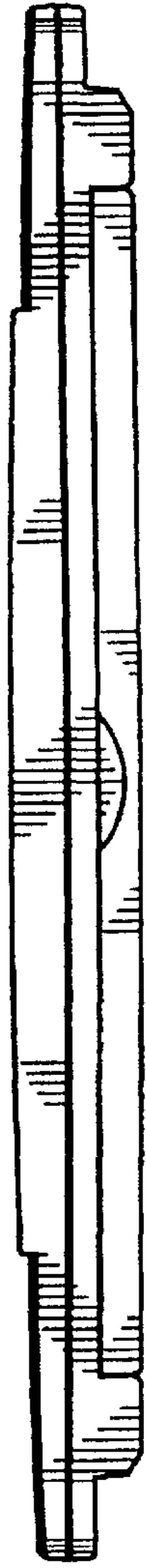


Fig. 4

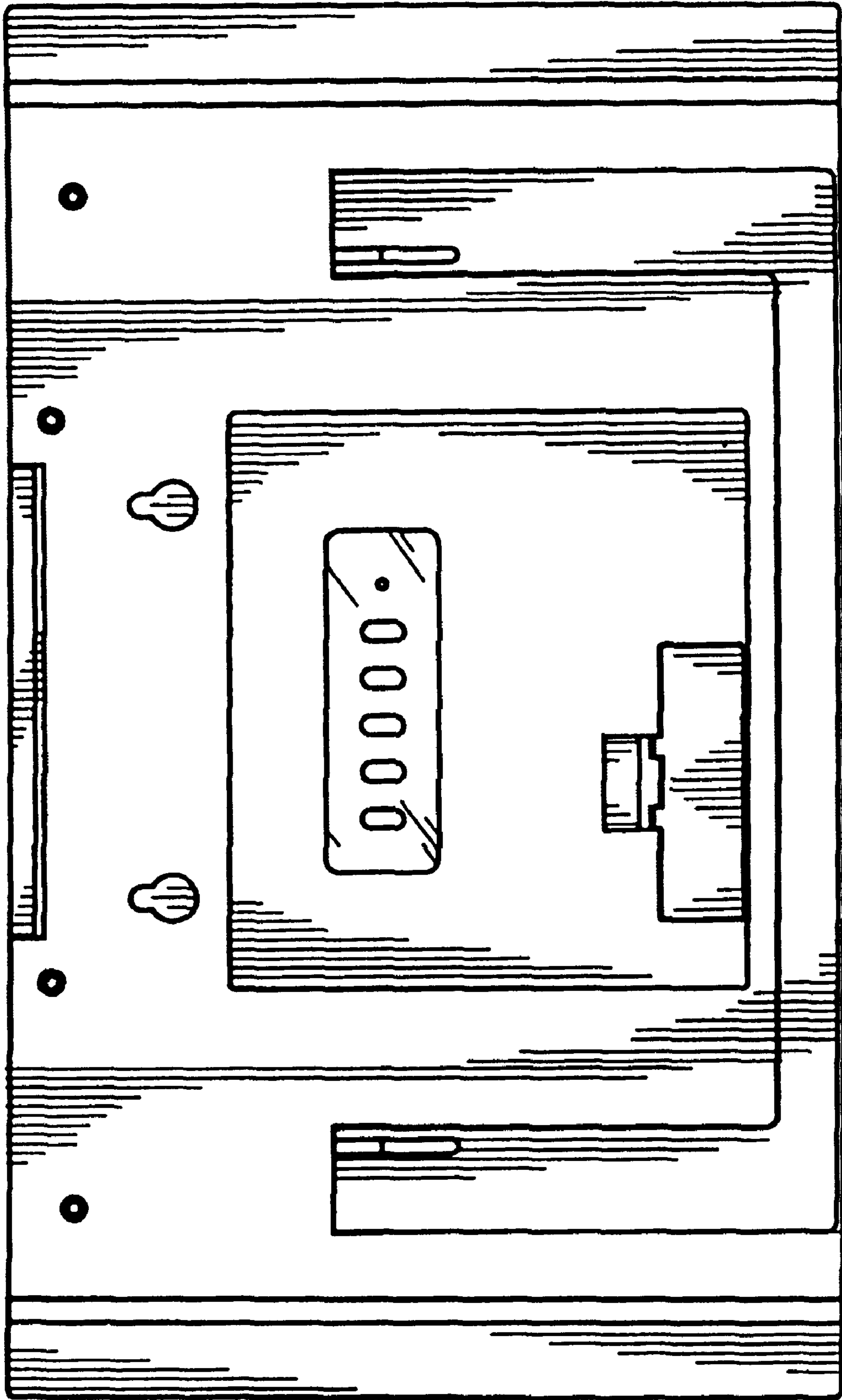


Fig. 6