



US00D423923S

United States Patent [19]
Sagel

[11] **Patent Number: Des. 423,923**

[45] **Date of Patent: ** May 2, 2000**

[54] **FLEXIBLE PACKAGE FOR SNACKFOODS OR THE LIKE**

[75] Inventor: **Joseph P. Sagel**, Lewisville, Tex.

[73] Assignee: **Recot, Inc.**, Pleasanton, Calif.

[**] Term: **14 Years**

[21] Appl. No.: **29/100,455**

[22] Filed: **Feb. 11, 1999**

[51] **LOC (7) Cl.** **09-05**

[52] **U.S. Cl.** **D9/305; D9/302**

[58] **Field of Search** D9/302, 305, 306, D9/558; D24/118, 207; 206/822; 220/DIG. 13; 222/92, 105, 107; 383/33, 88, 104, 107, 114, 208, 205, 209, 210, 907

[56] **References Cited**

U.S. PATENT DOCUMENTS

D. 259,404	6/1981	Jones	D9/558	X
D. 362,616	9/1995	Linner	D9/302	
3,051,368	8/1962	Schneider et al.	383/209	
4,252,238	2/1981	Spiegelberg et al.	383/210	X
4,892,744	1/1990	Ylvisaker	383/120	X

5,074,822 12/1991 Stanley 383/88

Primary Examiner—Cathron B. Matta
Attorney, Agent, or Firm—Rothwell, Figg, Ernst & Kurz, P.C.

[57] **CLAIM**

The ornamental design for a flexible package for snack foods, or the like, as shown and described.

DESCRIPTION

FIG. 1 is a top perspective view showing the flexible package for snack foods or the like.

FIG. 2 is a left side view in partial elevation of the flexible package of FIG. 1, taken from the left side of the view shown in FIG. 4.

FIG. 3 is a right side view of the flexible package of FIG. 1, taken from the right side of the view shown in FIG. 4.

FIG. 4 is an end view of the flexible package of FIG. 1, the opposite end view being the same as the end view shown in FIG. 4.

FIG. 5 is a top view of the flexible package of FIG. 1, taken from the top side of the view shown in FIG. 4.

FIG. 6 is a bottom view of the flexible package in FIG. 1, taken from the bottom side of the view shown in FIG. 4.

1 Claim, 6 Drawing Sheets

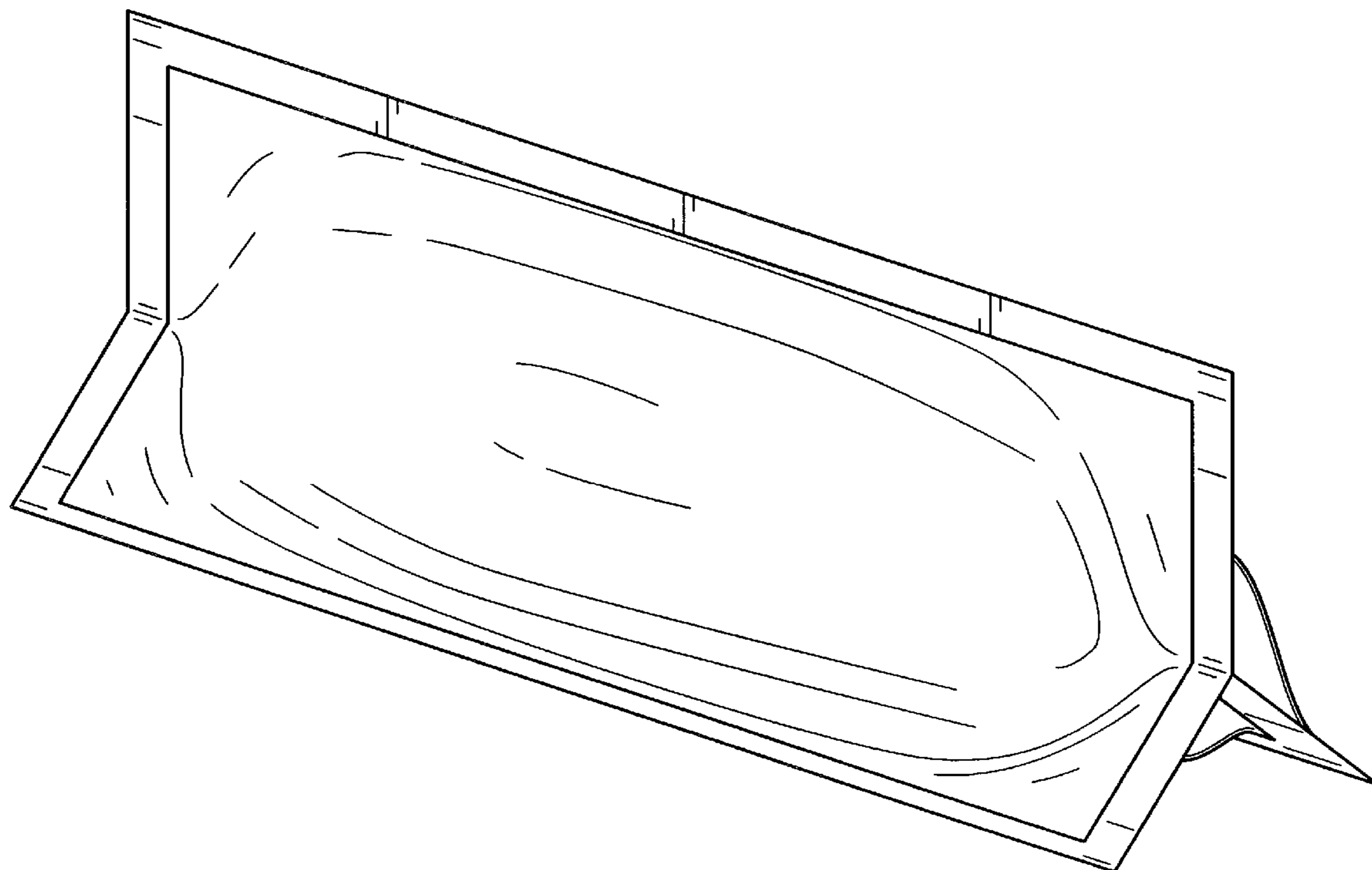


FIG. 1

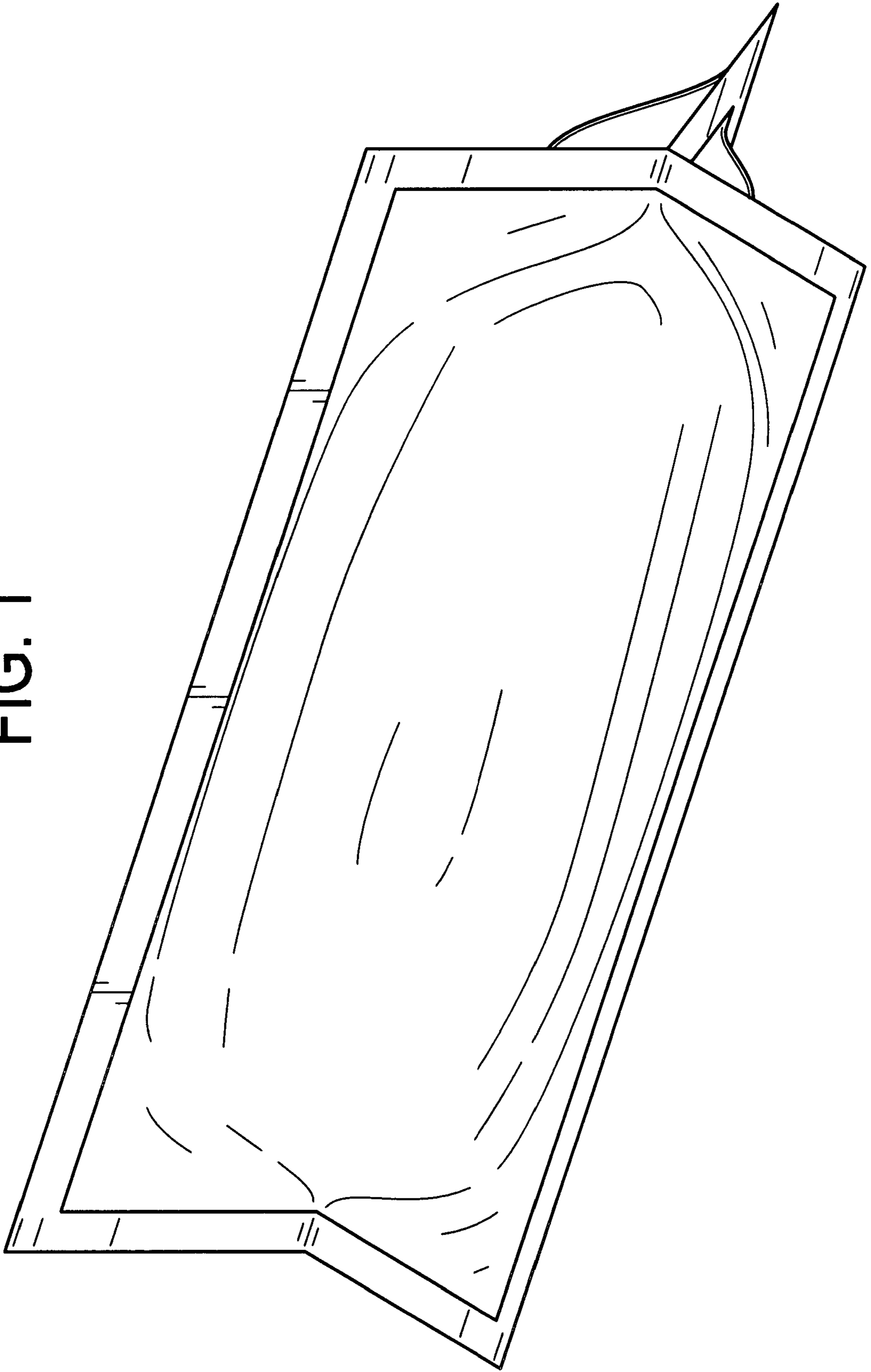


FIG. 2

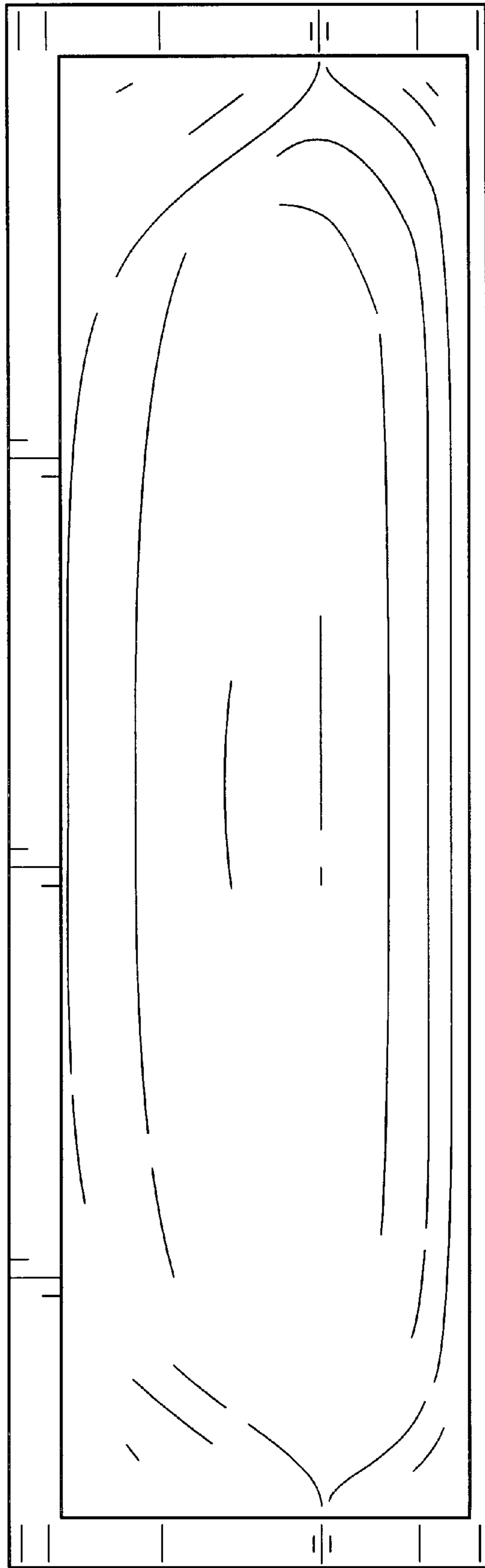


FIG. 3

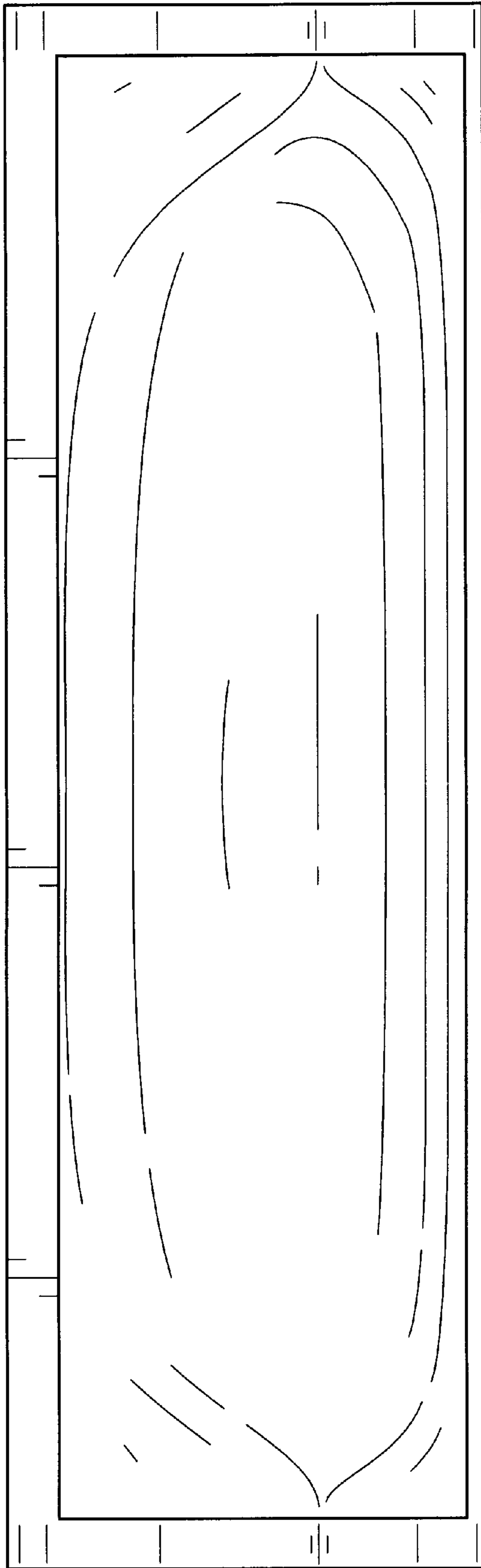


FIG. 4

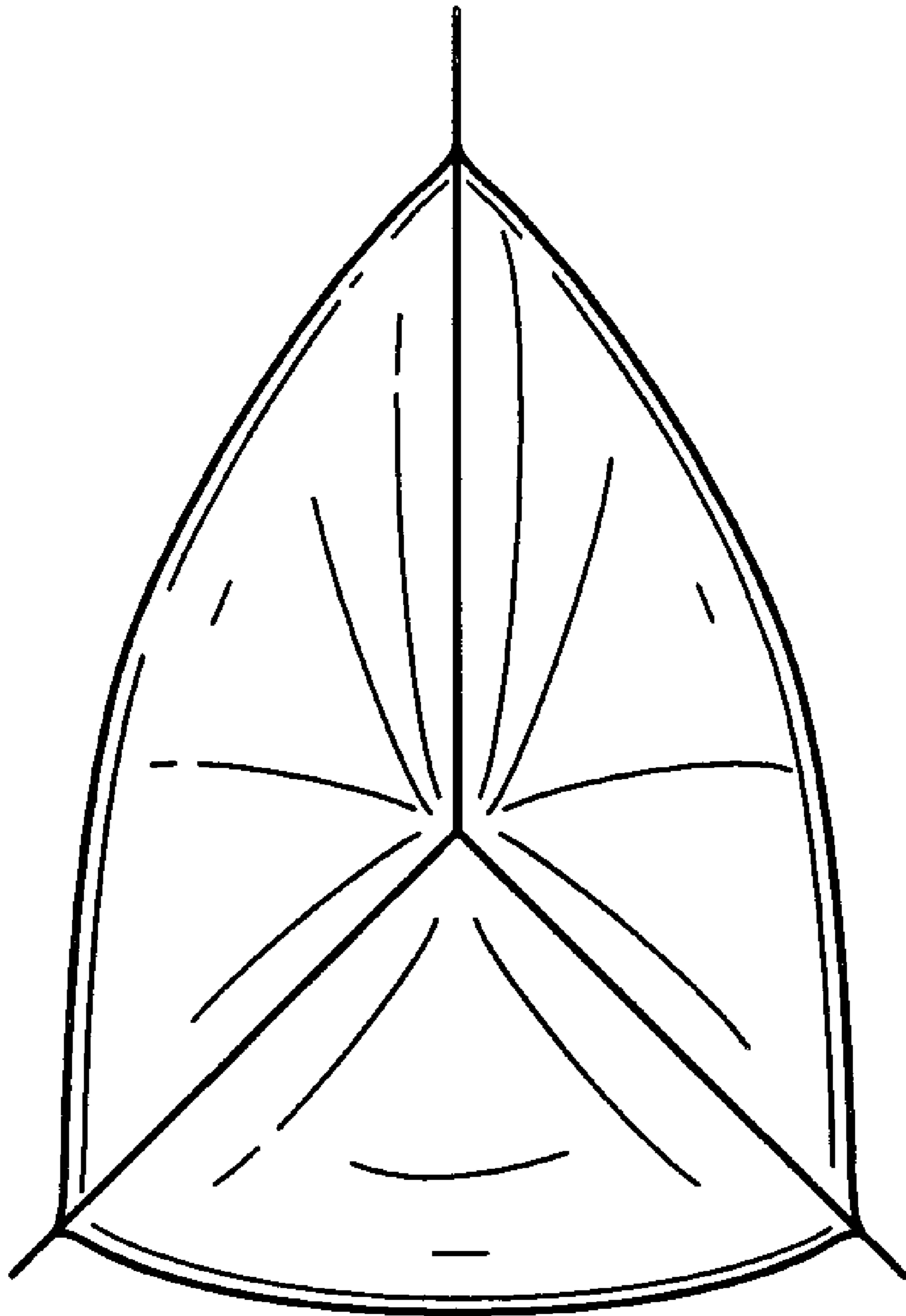


FIG. 5

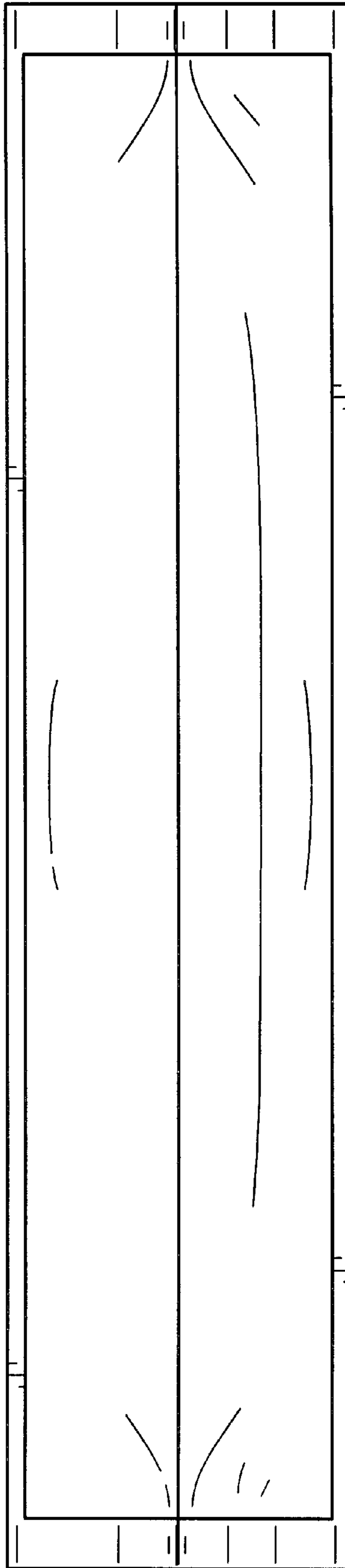


FIG. 6

