



US00D423912S

United States Patent [19]

Moon et al.

[11] Patent Number: Des. 423,912

[45] Date of Patent: ** May 2, 2000

[54] DOOR LATCH

[75] Inventors: Charles W. Moon, Colorado Springs, Colo.; Edward D. Mitchell, Los Angeles, Calif.

[73] Assignee: Winfield Locks, Inc., Costa Mesa, Calif.

[**] Term: 14 Years

[21] Appl. No.: 29/105,079

[22] Filed: May 17, 1999

[51] LOC (7) Cl. 11-05

[52] U.S. Cl. D8/353; D8/358

[58] Field of Search D8/350, 353; D13/177; 220/241; 70/452; 292/357; 16/402

[56] **References Cited**

U.S. PATENT DOCUMENTS

D. 148,302	1/1948	Karlstad	D8/353
D. 167,760	9/1952	Ludwig	D8/353
D. 334,881	4/1993	Sentschak, II et al.	D8/353
D. 345,684	4/1994	Shaanan	D8/353
D. 391,828	3/1998	Carsello	D8/350
D. 393,994	5/1998	Hankel et al.	D8/353
3,688,531	9/1972	Hawkins .	

4,109,948	8/1978	Potter et al. .	
4,561,684	12/1985	Marotto .	
4,679,416	7/1987	Kambic .	
4,739,638	4/1988	Lin .	
4,873,853	10/1989	Foshel	70/452

Primary Examiner—B. J. Bullock
Attorney, Agent, or Firm—Reising, Ethington, Barnes, Kisselle, Learman & McCulloch, P.C.

[57] **CLAIM**

The ornamental design for a door latch, as shown and described.

DESCRIPTION

FIG. 1 is a front perspective view of a door latch having the inventive ornamental design;
FIG. 2 is a top view of the door latch of FIG. 1;
FIG. 3 is a bottom view of the door latch of FIG. 1;
FIG. 4 is a front view of the door latch of FIG. 1 with phantom lines representing door latch, card reader slot, and LED windows omitted for clarity; and,
FIG. 5 is a side view of the door latch of FIG. 1.
Any broken line illustration in the drawing disclosure is not part of the design sought to be patented.
FIGS. 2–5 are shown on an enlarged scale.

1 Claim, 2 Drawing Sheets

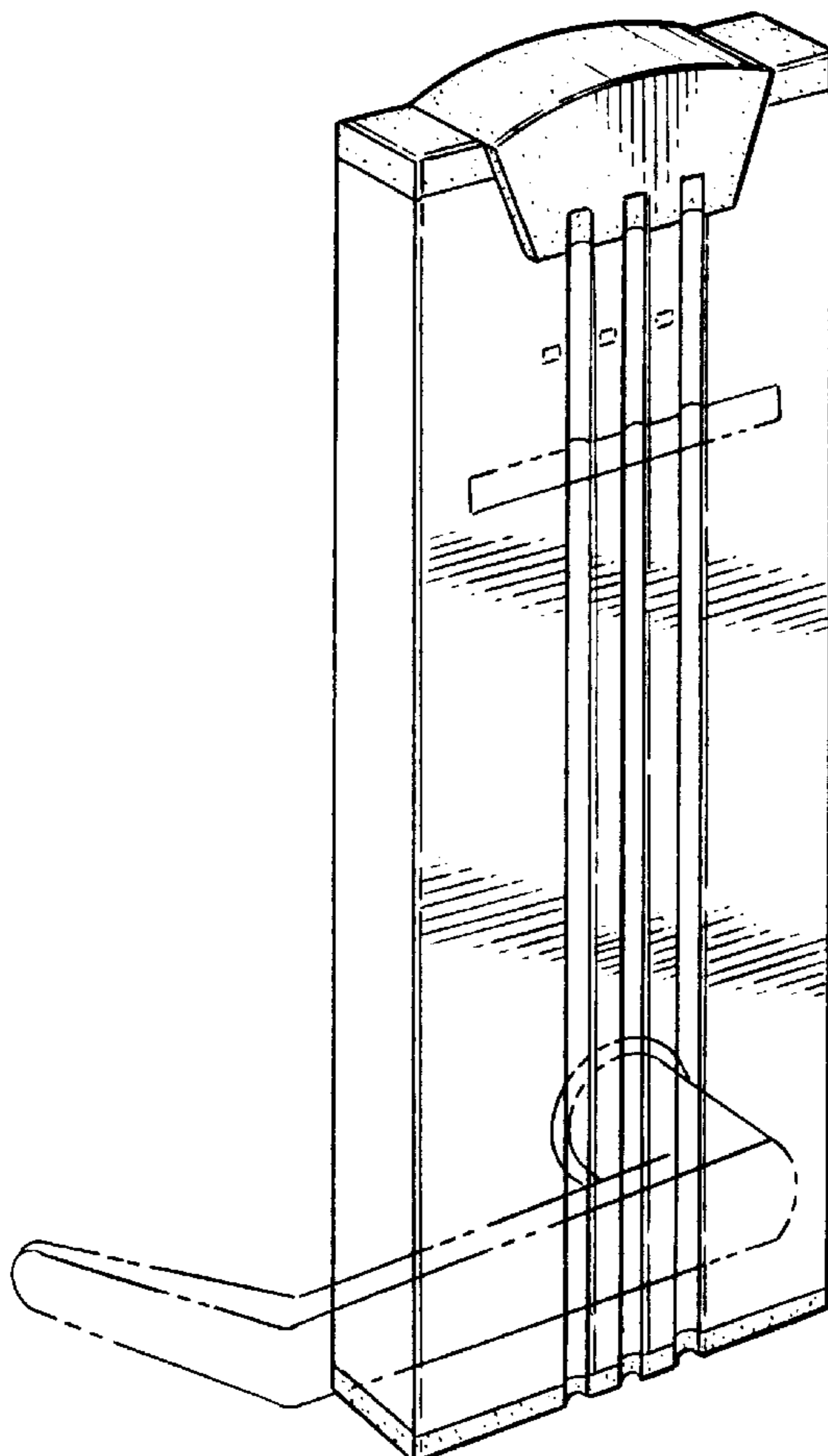


FIG - 2

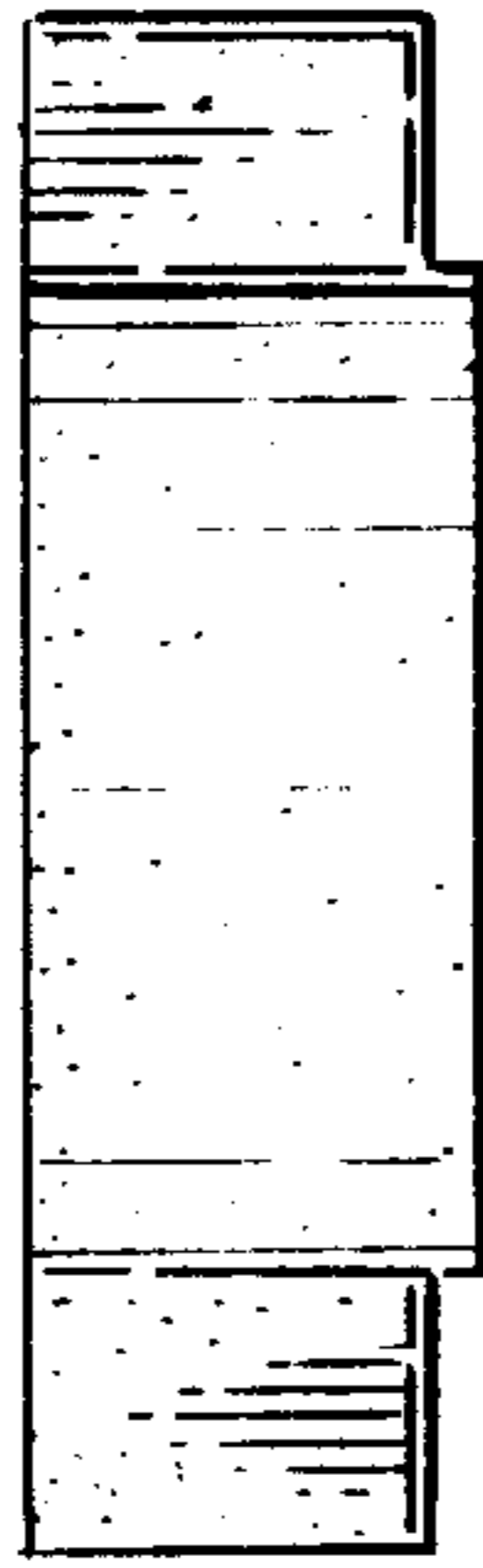


FIG - 3

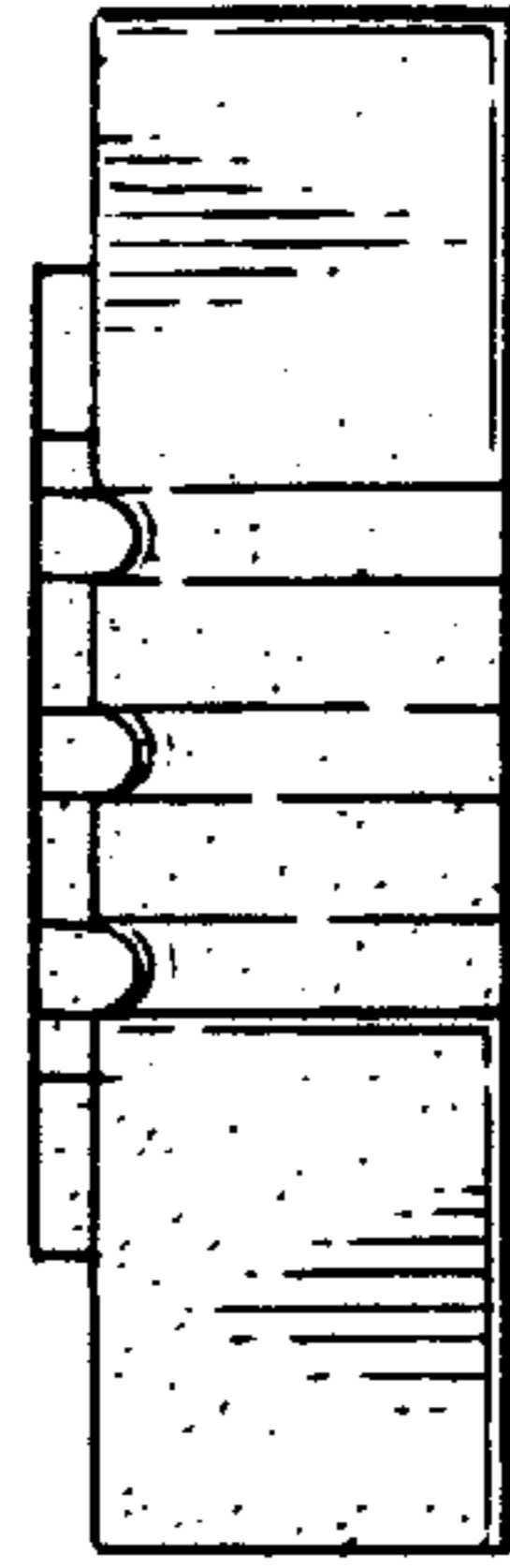



FIG - 1






FIG-5

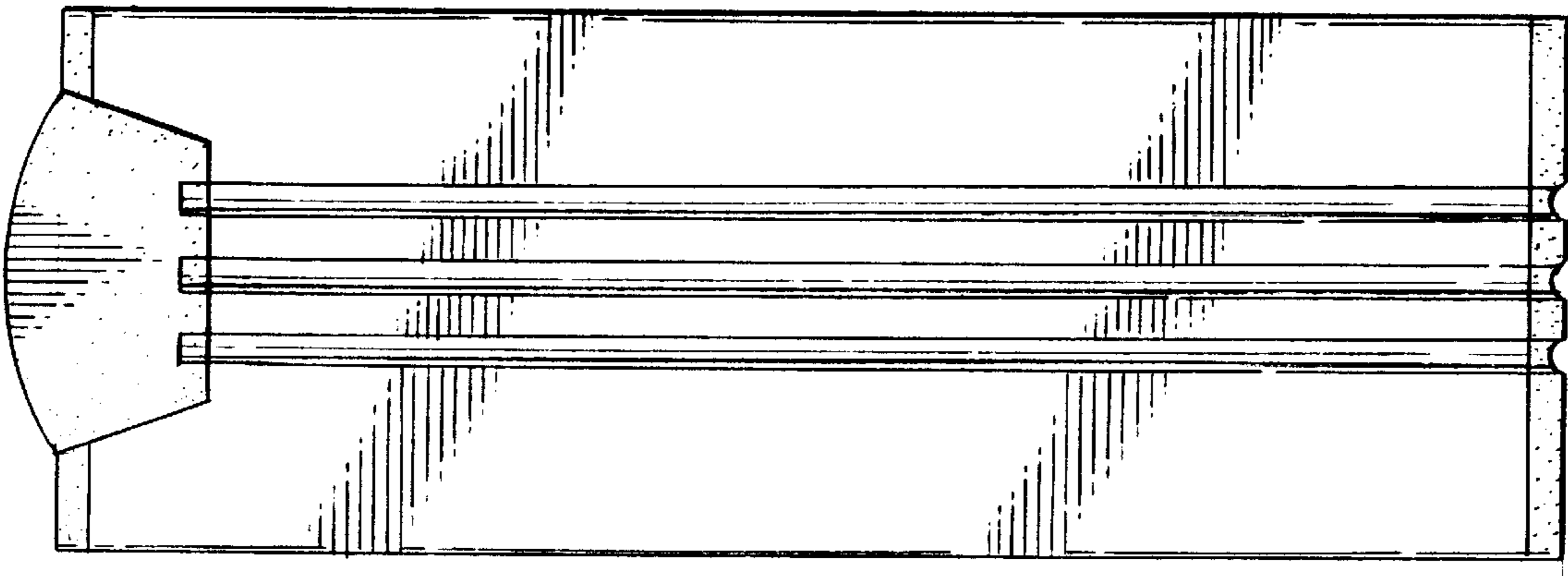


FIG-4